




PROPOSED COMMUNITY INVESTMENT PROGRAM

2024-25





Plano

City of Excellence

TABLE OF CONTENTS
 PROPOSED 2024-25 COMMUNITY INVESTMENT PROGRAM

Transmittal Letter	1
Overview	4
Projected O&M Expenses	17
<u>Summaries</u>	
Combined Expenditure Summary	20
Status of Existing Bond Authority	21
Individual Fund Summaries	22
<u>Detail by Fund</u>	
Municipal Facilities Projects	40
Park Improvement Projects	64
Recreation Center Projects	146
Street Improvement Projects	149
Street Enhancement Projects	312
Public Infrastructure Improvement Projects	315
Technology Improvement Projects	318
Municipal Drainage Projects	329
Capital Maintenance Fund Projects	
Streets.....	368
Parks.....	412
Facilities.....	474
Other.....	748
Water CIP Projects	752
Sewer CIP Projects	799
Park Fee Projects	837
Public Art Projects	851
<u>Appendix</u>	
2023-24 CIP Ordinance & Tax Rate Ordinance	853



Plano

City of Excellence



City of Plano
1520 K Avenue
Plano, TX 75074

P.O. Box 860358
Plano, TX 75086-0358
Tel: 972.941.7000
plano.gov

July 24, 2024

Honorable Mayor and Council
City of Plano
Plano, Texas 75074

Honorable Mayor and City Council:

The City of Plano Community Investment Program (CIP) is a five-year guide to planning, building, operating and maintaining capital projects. This reflects Plano’s commitment to maintaining and improving the City’s extensive infrastructure of streets, utilities, parks and facilities. Each year, the first fiscal year of the plan is adopted as part of the City’s annual budget. The remaining four years within the CIP represent the framework for future planning and will be subject to annual review and modification across the following years. Many CIP projects are multi-year in nature with their design and construction frequently taking place over several fiscal years. This year’s proposed capital budget established a detailed plan for the period beginning October 1, 2024 through September 30, 2025 which totals \$317,336,004. This includes the General Obligation (G.O.) Budget of \$193.1 million, Water & Sewer of \$53.2 million, Capital Maintenance Projects of \$43.5 million, Municipal Drainage of \$20.5 million, Technology Improvements of \$4.5 million, and Park Fee Program budget totaling \$2.5 million.

Plano voters approved bond authority in a referendum held in May 2021 which is scheduled to fund General Obligation (G.O.) projects through FY 2025-26. The City utilizes both long-term and short-term debt to fund the General Obligation (G.O.) infrastructure projects, with repayment of principal beginning the year after a bond issue and continuing until the debt is retired in 20 years’ time. An \$85.0 million G.O. bond issuance is projected to be necessary to fund the G.O. portion of the 2025-26 CIP, with most funding to be dedicated for street improvements, park improvements and improvements to existing municipal facilities. The 2024-25 issuance will exhaust the street improvement authority approved by voters in 2021.

The first obligation of property tax revenue is allocated to pay for the interest expense and principal payments on all bond debt through the Debt Service Fund. Due an increase in assessed property values for 2024 and prudent financial management by the City of Plano, the debt allocation of the tax rate is proposed to remain constant at 11.50 cents per \$100 assessed property value. The total tax rate will also remain constant at 41.76 cents per \$100 valuation.

John B. Muns <i>Mayor</i>	Maria Tu <i>Mayor Pro Tem</i>	Julie Holmer <i>Deputy Mayor Pro Tem</i>	Anthony Ricciardelli <i>Place 2</i>	Rick Horne <i>Place 3</i>	Kayci Prince <i>Place 4</i>	Shelby Williams <i>Place 5</i>	Rick Smith <i>Place 8</i>	Mark D. Israelson <i>City Manager</i>
-------------------------------------	---	--	---	-------------------------------------	---------------------------------------	--	-------------------------------------	---

The Proposed 2024-25 Community Investment Program areas of emphasis include:

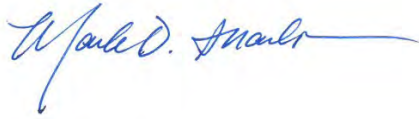
- Between the Street Improvements CIP and the Capital Maintenance Fund a total of \$149.4 million is earmarked for street projects, including replacement and repairs to existing streets, sidewalks and screening walls, adding turn lanes at intersections and improving Plano's traffic signals. Partnering agencies such as Collin County, the Texas Department of Transportation, Regional Toll Revenues, and Dallas Area Rapid Transit (DART) will reimburse Plano approximately \$9.8 million in eligible project expenses, reducing the use of debt financing on Plano's streets and thoroughfares. The City will also exhaust \$28 million in reimbursements from DART.
- This year, the focus of parks and recreation center projects is on beginning the renovations at the Tom Muehlenbeck Recreation Center, construction of a new maintenance facility to replace the 40 year-old Schell Maintenance Facility, improvements to Enfield Park and other community park renovations, as well as variety of other park and trail improvements across Plano.
- Facility projects include funding for the remodeling and expansion of Fire Stations #5 & #8, which will add a storm shelter and additional apparatus bay at each facility, the completion of the renovations of the City Council chambers located in the Municipal Center building, and the construction of a fueling station for City vehicles. Additional renovations and repairs of existing facilities, including roof replacements and lighting upgrades.
- Funding for the continued renovation of the drainage culverts at the Collin Creek Mall property is included in the 2024-25 CIP. The project, budgeted at nearly \$30 million, will ensure the channel that runs beneath the parking lot on the east side of the property for nearly half a mile is in excellent structural condition ahead of new construction activities. Additional erosion control and drainage improvements will utilize the remainder of revenue bonds issued in 2024 and proceeds from a proposed sale in the spring of 2025.
- Several major projects are scheduled to begin during 2024-25 in the Water and Sewer CIP that will require funding beyond the scope of \$22.0 million transferred from the Water & Sewer Fund. A planned sale of Water Revenue Bonds in the spring of 2025, along with remaining proceeds from 2021 bonds and additional cash on hand from prior year transfers will fund the slate of projects. Major projects included for the coming year include installation of an interceptor line along Plano Parkway, a parallel sewer line along the President George Bush Turnpike, the beginning of two concurrent phases of water rehabilitation projects along Park Boulevard, and repainting the elevated storage tank on Parker Road.
- The City continues to focus on strong maintenance, renovation, revitalization, reconstruction, and sustainability efforts to ensure its growing and aging infrastructure can meet increasing demands while limiting the need to utilize debt funding for repair projects. Capital Maintenance funding and expenditures have been adjusted to meet current capacity levels for the amount of work that can reasonably be done on an annual basis, based on staffing levels, while still continuing to address the identified needs of Plano's existing infrastructure.

When planning for the infrastructure needs of the City, the financial impact on the Operating Budget as new infrastructure is built and renovated is considered. This increases the required operations and maintenance costs that are not readily apparent when a project is initiated

and construction takes place over several years. The operating budget covers the cost of financing, maintaining and operating new facilities and park improvements that are built under the capital budget. CIP projects scheduled to be completed in FY 2024-25 are expected to increase annual operating costs in the General Fund by \$425,087.

All projects included in the Proposed FY 2024-25 Community Investment Program will provide the maximum benefit in the most cost efficient manner to enhance the quality of life for the City's residents. The projects included in this plan will continue to be reviewed, revised and approved annually by City Council.

Respectfully Submitted,



Mark D. Israelson
City Manager

COMMUNITY INVESTMENT PROGRAM OVERVIEW

CIP Overview

The Community Investment Program contains the following categories:

Bond Funded

- General Obligation CIP - General Obligation improvements are funded by the Debt portion of the Ad Valorem tax rate, which repay bonds that have been authorized through citywide elections. These projects include Street Improvements, Park Improvements, Municipal Facilities and Public Infrastructure Improvements. In addition to bonds, projects may also be supported through intergovernmental grants or project participation by partnering entities, such as Texas Department of Transportation (TxDOT) or Collin County. General Obligation bonds are anticipated to be issued annually at varying levels necessary to support voter approved projects.
- Technology Improvements CIP – Technology projects are funded through certificates of obligation and tax notes, which generally have a shorter lifespan than general obligation bonds and are funded by the Debt portion of the Ad Valorem tax rate.
- Public Art CIP – Public art projects were originally funded by a certificates of obligation issue in 2006. No additional debt issues for public art are planned at this time.
- Municipal Drainage CIP - Projects are funded through revenue bonds, which are repaid solely from drainage fee revenues.

Pay-As-You-Go

- Capital Maintenance - Annual transfers are made from the General Fund, Water & Sewer Fund, Municipal Drainage Fund and Convention & Tourism Fund for rehabilitation, renovation and repair projects.
- Park Fee Program – Fees assessed on new residential development provide revenue exclusively for neighborhood and linear park development. As Plano has a limited supply of land zoned for residential development remaining, significant projects in this category are not anticipated far into the future.

Hybrid Funding (Bond & Pay-As-You-Go)

- Water and Sewer CIP – Funding for projects within the Water and Sewer CIP projects come from transfers of revenue to the Water & Sewer Operating Fund. Revenue bonds were previously issued in 2018 and in 2021 to support multiple phases of a citywide water meter replacement. With several extensive infrastructure upgrade and replacement projects occurring in the next several years, an issuance of revenue bonds to support the Water and Sewer CIP is planned for the spring of 2025; proceeds from the sale will be used in addition to transfers directly from the Water & Sewer Fund as a hybrid approach to sufficiently fund the full scope of planned projects.

Development of the 2024-25 CIP closely mirrored the process used for creating the 2024-25 City of Plano operating budget. Using the future years of the prior-year CIP as a starting point, departments that oversee the conception, design and construction of capital improvements determined an initial list of funding requirements to acquire land, develop designs, hire contractors and equip and outfit projects upon completion. These requirements were reviewed by an internal staff committee for compliance with the City of Plano’s comprehensive plan, and by senior management with the City Manager having final say over what was included in the Proposed CIP. The Proposed CIP will be reviewed by Plano’s Planning and Zoning Commission and the Plano City Council in August 2024. Citizens of Plano and any other interested parties may review the Proposed CIP on the City’s website or at City of Plano libraries and provide feedback during several public hearings held throughout the budget process or through contacting city council members or city staff. The Plano City Council may alter and amend the Proposed CIP before adopting a final CIP in September 2024 at the same meeting as the operating budget.

The CIP is appropriated via a City Council ordinance with appropriations made at the fund level. Individual projects may be moved forward or back depending on project timelines, financial considerations, operational needs or direction from City Council. The CIP ordinance can be amended by the City Council to provide for additional appropriations or to reduce appropriations through a supplemental appropriation ordinance, which formally amends the adopted CIP ordinance currently in affect.

The following pages provide summary information of each category of the 2024-25 Community Investment Program and the impacts that they have on the current and anticipated future operating budgets.

GENERAL OBLIGATION COMMUNITY INVESTMENT PROGRAM

Introduction

General Obligation improvements are primarily funded by receipts from bond sales, with bonds being repaid from a specified portion of the ad valorem tax rate. Other sources such as cash on hand, joint ventures with other governmental and private entities and assessments provide additional revenue for projects. These projects include Street Improvements, Park & Recreation Improvements, Municipal Facilities and Public Infrastructure Improvements to support economic redevelopment.

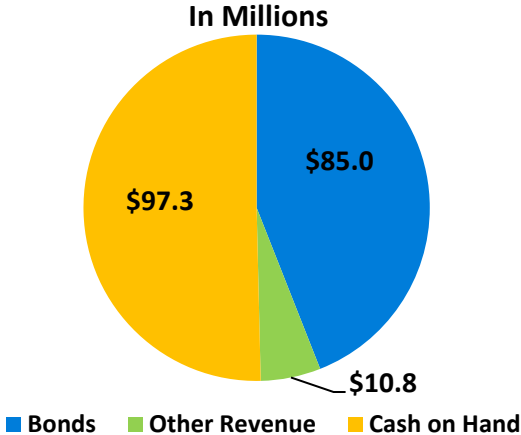
Bond referendums are typically held every four years, after the City Council has reviewed project recommendations from city staff, board and committee members and Plano residents. A bond election was held in 2021, with the approved propositions incorporated into the Community Investment Program. The current Proposed 2024-25 CIP utilizes remaining authority granted from five propositions that passed in 2021 (\$131,660,000 remains available from the total original authority of \$363,965,000 across six propositions).

Current plans call for the next City of Plano bond referendum to occur in May 2025, which will request additional bond authority for a variety of projects that are still being developed and scoped. Projects being considered for this referendum are listed in the future years covered within this document; however, the implementation of these projects is contingent upon their inclusion in a future bond program.

Financing for the annual program is provided by a “cash flow” approach, with bonds being sold to investors each year to generate adequate funding to pay for the anticipated expenditures for both existing and new projects in the near future. This approach provides the most efficient use of public tax dollar by allowing multi-year projects to be initiated without issuing bonds for the full cost of projects, thus keeping bond sales down to only the projected cash outlay requirements.

RESOURCES - The main funding sources for the General Obligation Community Investment Program Projects are receipts from the sale of general obligation bonds. Contributions from other governmental entities and developer participation are among other major funding sources utilized. The estimated cash on hand is remaining funds that may be encumbered but not expended from the prior fiscal year. Resources for the 2024-25 General Obligation CIP projects are outlined in the following chart:

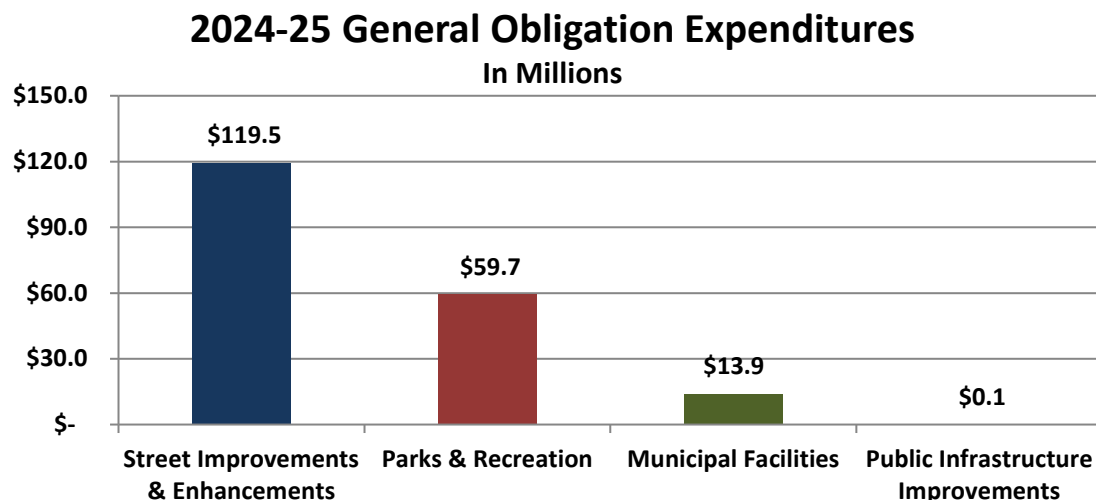
2024-25 General Obligation Resources



On May 1, 2021, Plano voters approved \$364.0 million in new bond authority to support the next four years period of projects in the Community Investment Program. These bonds will provide the funding for projects undertaken in the General Obligation portion of the Community Investment Program over the next few years. An \$85.0 million G.O. bond issuance is planned for 2025 to support 2024-25 CIP projects. Included in 2024-25 is \$1,700,000 for one interest payment based on a projected 4% interest rate. The debt portion of the proposed tax rate is \$0.1150 per \$100 valuation and will pay for both the current debt service requirements and the initial interest payment on the newly issued general obligation bonds in Spring 2025. The total general obligation bond requirements for the 2024-25 projects are detailed below by proposition:

Proposition:	Amount
2021 Street Improvements	59,390,000
2021 Park & Recreational Facilities	21,610,000
2021 Public Safety Facilities	4,000,000
	\$85,000,000

EXPENDITURES - The 2024-25 General Obligation CIP includes \$184.8 million across the following categories:



Highlights of the 2024-25 General Obligation CIP include:

- *Street Improvements & Enhancements*

Arterial Overlay 2024	8,000,000
Arterial Overlay – West 2024	6,500,000
Screening Wall Replacement – Parkwood/Nassau/Willow Bend	4,520,000
Vehicle Detection System	4,220,000
Fiber Expansion – Phase IV	3,700,000
Screening Wall Replacement – Park/Parker/Independence/14 th /15 th	3,550,000
Paving & Waterline Improvements: Middle Cove/Lookout/Westridge	3,540,000
Residential Concrete Pavement Repair Zone Q4	3,500,000
Water Rehab – River Bend Phase I	3,320,000
Legacy Drive Corridor Improvements	3,020,000
Residential Concrete Pavement Repair Zone P3	3,000,000
Residential Concrete Pavement Repair Zone G4 South	3,000,000
Traffic Cabinet, Local Controller & Software Development	3,000,000
Plano Even Center Street Improvements	2,865,000
Residential Concrete Pavement Repair Zone L8 North	2,700,000
2022 Traffic Signal Construction	2,594,502
Arterial Rehab – Communications Pkwy (Legacy to Chapel Hill)	2,500,000
Arterial Repair - Parker Road (Country Place to Independence Pkwy)	2,500,000
Residential Concrete Pavement Repair Zone K8/L8 South	2,500,000
Arterial Repair – Independence Pkwy (Hedgecoxe to SH121)	2,400,000
Arterial Concrete Repair – Legacy Road (Custer Rd to Coit Rd)	2,100,000
Paving & Waterline Improvements: Oak Grove Dr. & Santa Fe Trail	2,035,000
Arterial Rehab – Coit Rd (SH190 to Parker Rd)	2,000,000
Arterial Rehab – McDermott Dr (Preston Rd to Coit Rd)	2,000,000
Various Street Improvements Projects Under \$2,000,000	40,297,461
	\$119,361,963

- *Park Improvements & Recreation Centers*

21 Tom Muehlenbeck Recreation Center Renovation	\$11,432,649
21 Maintenance Facility	9,570,777
Enfield Park Restroom Buildings and Ballfields 1-8	6,140,000
Bob Woodruff Community Park - North Core Renovation	4,985,751,
17 Oak Point Park & Nature Preserve	3,900,000
17 Harrington Park	2,549,569
Park Improvements (2017 & 2021)	1,750,000
Tejas Neighborhood Park Reno	1,596,451
17 Los Rios Park, Phase I	1,424,984
Longhorn Neighborhood Park Reno	1,342,938
Bob Woodruff South Restroom Replacement	1,291,308
Horseshoe Community Park Reno	1,250,000
21 Recreational Trails	1,000,000
Bob Woodruff Trail Replacement North	1,000,000
Chisholm Trail Replacement - Spring Creek Pkwy	1,000,000
Old Shepard Community Park Renovation	1,000,000
Breckinridge Trail Ext - Bradshaw Dr. to Shiloh Rd Station	980,000
25 Bruce Glasscock Park Improvements	900,000
Santa Fe Trail Replacement at Oak Grove	842,000
Hoblitzelle East Community Park Reno	750,000
Various Park & Recreation Projects Under \$750,000	4,990,298
	\$59,696,725

- *Municipal Facilities*

21 Fire Station 5 Remodel	6,403,569
2021 Fueling Stations	3,737,225
21 City Council Chambers Renovation	1,235,838
21 Fire Station 8 Remodel	775,000
Various Facilities Projects under \$500,000	1,577,097
	\$13,728,729

Implementation of the Community Investment Program projects adds additional costs totaling \$425,087 to the General Fund during 2024-25. Included within this figure is \$251,000 for one-time, non-recurring reduction in revenues associated with the closing of facilities during renovation. Additional ongoing expenditures are spread across Plano’s Parks & Recreation (\$50,000) and Facilities (\$124,087) departments.

Fire Station 5 Expansion	
Utilities, maintenance & custodial expenses for 5 months of operations	\$24,869
701 E. 15th Street	
Utilities, maintenance & custodial expenses for 12 months of operations	\$97,074
High Point Fueling Station	
Utilities, maintenance & custodial expenses for 2 months of operations	\$2,143
Median Irrigation	
Parts, supplies, & contractual costs for newly added irrigation systems	\$50,000
Tom Muehlenbeck Recreation Center	
Reduced revenue due to facility closure during renovation	\$251,000
Total General Fund O&M due to CIP Projects Coming On-Line in 2024-25	\$425,087

Additional information regarding operating expenses associated with CIP projects being completed follows this overview section, including a forecast of future year CIP related expenses and further detail linking Proposed 2024-25 CIP additions to completed projects.

TECHNOLOGY IMPROVEMENTS COMMUNITY INVESTMENT PROGRAM

RESOURCES - Certificates of Obligation (C.O.’s) and Tax Notes provide the funding for the Technology Improvements CIP. A \$7.0 million tax note sale was held in 2024 to support the implementation of several critical enterprise level technology improvements and projects. There are no future issuances planned at this time.

EXPENDITURES - The following projects are included in the 2024-25 Technology Improvements CIP:

Phone System Replacement Phase II	\$2,136,318
Development Services Solution Replacement	903,202
Police Department Records Management System Replacement	425,030
NextGen Application Modernization	400,000
Fire Station Alerting System	365,600
Security Strategic Plan	231,688
Various Technology Projects under \$100,000	79,861
	\$4,541,699

MUNICIPAL DRAINAGE COMMUNITY INVESTMENT PROGRAM

RESOURCES - Municipal Drainage Revenue Bonds provide the funding for the Municipal Drainage CIP. These bonds are repaid by pledged revenues collected from drainage fees that are included on utility bills paid by Plano residents and businesses. The City of Plano’s Municipal Drainage Revenue Bonds were last rated as Aaa by Moody’s in Spring 2024. A bond sale of \$5.0 million is anticipated in FY 2024-25.

EXPENDITURES - The following projects are included in the 2024-25 Municipal Drainage CIP:

Collin Creek Culvert Replacement	\$4,010,000
Big Lake Silt Removal	2,753,931
Erosion Control - Rowlett Creek at Pecan Hollow	2,565,000
Erosion Control - Willow Creek & Ports O'Call	1,645,000
Arbor Hills Nature Preserve Erosion Control (S. Pedestrian Bridge)	1,300,000
Erosion Control	1,000,000
Miscellaneous Drainage Improvements	1,000,000
Collin Creek Culvert Mitigation	900,000
Chisholm Trail Extension – 15 th Street to Mall Ring Road	850,000
Erosion Control - Shady Brook Trail / Riverside	750,000
Chisholm Trail Erosion at San Simeon, Phase 2	700,000
East Side Drainage Improvements	700,000
Drainage Improvements: Rockbrook/Flintstone/Brandon/etc.	460,000
Winding Hollow Drainage Improvements	400,000
Various Drainage Projects under \$250,000	1,481,000
	\$20,514,931

PUBLIC ART COMMUNITY INVESTMENT PROGRAM

RESOURCES – Public art projects were originally funded by a certificates of obligation issue in 2006. No additional debt issues for public art are planned at this time.

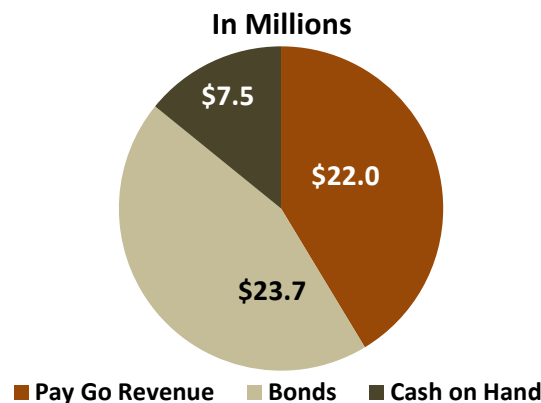
EXPENDITURES – Funding for consulting services to assist in the creation of an Arts Master Plan for the City (\$86,000) is included in the current year’s re-estimated Public Art CIP; no future projects are planned.

HYBRID FUNDING COMMUNITY INVESTMENT PROGRAM

WATER & SEWER COMMUNITY INVESTMENT PROGRAM

RESOURCES - Aging infrastructure, in combination with capacity projects, has increased the demands on the Water and Sewer CIP projects that are funded through the Water & Sewer Operations Fund – be it through direct pay-go transfers or future debt issues. The 2024-25 Water & Sewer CIP will utilize funding from \$22.0 million in funding transferred from the Water & Sewer Fund that collects system revenue over the course of the coming year. These funds, along with \$23.7 million from the planned 2025 issuance of revenue bonds and \$7.5 million in current cash on hand, will support design and construction of numerous water and wastewater infrastructure improvements. The following chart details the funding resources for water and sewer capital projects for 2024-25:

2024-25 Water & Sewer CIP Resources



EXPENDITURES - As Plano’s Water & Sewer infrastructure continues to age, there is an increasing demand for rehabilitation and replacement projects. The total Water & Sewer CIP Budget for 2024-25 totals \$53.2 million in projects. The highlights of the 2024-25 Water & Sewer CIP are as follows:

- *Water*

Parker Road Elevated Storage Tank Painting	\$3,000,000
Water Rehab – Park Blvd Phase I	2,540,000
Water Rehab – Park Blvd Phase II	2,510,000
Utility Billing System Replacement	2,450,000
Water Rehab – River Bend Phase I	2,010,000
Paving & Waterline Imp: Middle Cove/Lookout/Westridge/etc.	1,040,000
Water System Inspections	1,000,000
15th St Paving & Reconstruction - Municipal to P & R to Jupiter	950,000
Oak Grove Drive Paving, Waterline, and Trail Improvements	820,000
Water Rehab – Douglass Community	805,000
Water Rehab – Kimberlea Additions	805,000
Paving & Waterline Imp: Monarch/Charter/White Oak/ Desert Garden	750,000
Various Water Projects Under \$750,000	\$5,790,000
	\$24,470,000

- *Sewer*

Plano Parkway Parallel Interceptor	\$10,220,000
Dallas North Trunk- Phase 2	5,350,000
Sanitary Sewer Rehab Requirements 2023	3,500,000
Aerial Crossings	2,350,000
Sanitary Sewer Improvements: Legacy, Ohio, Prestonwood	1,410,000
Spring Creek Interceptor Phase I	1,050,000
Sewer Improvements: Indian Creek/Frito Lay/White Rock Creek/etc.	1,000,000
Spring Creek Interceptor Phase II	600,000
Sewer Improvements: Shiloh Road (Plano Pkwy. To E. 14 th St.)	500,000
Wastewater System CCTV Inspections	500,000

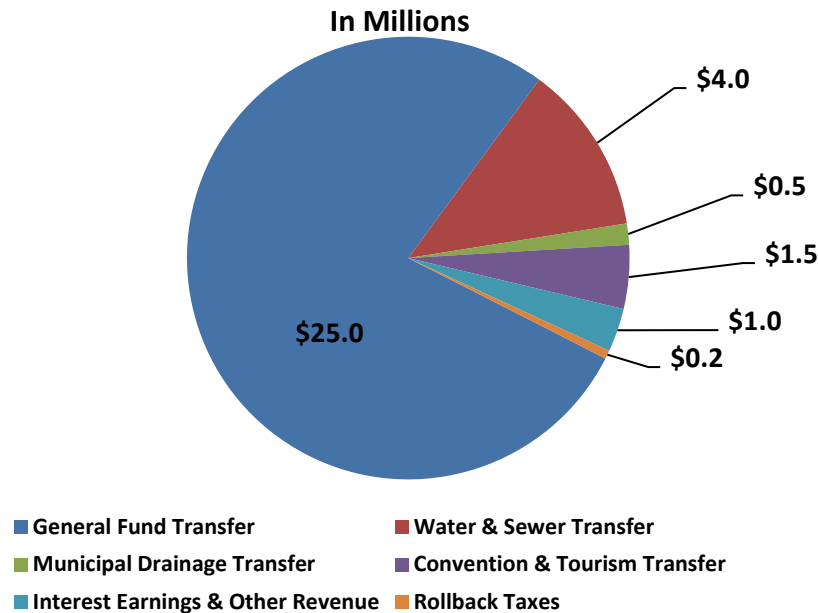
Various Sewer Projects under \$500,000	2,255,000
	\$28,735,000

PAY AS YOU GO COMMUNITY INVESTMENT PROGRAM

CAPITAL MAINTENANCE COMMUNITY INVESTMENT PROGRAM

RESOURCES - In a pro-active approach to maintaining the City’s infrastructure, the City of Plano established its Capital Maintenance Fund in the 1985-86 fiscal year. The Capital Maintenance Fund provides funding for major infrastructure repairs and rehabilitation projects that are more appropriately funded from sources other than debt. The pay-as-you-go methodology transfers funds from operations as the primary revenue source. Total transfers for 2024-25 equal \$31.0 million, with \$25.0 million coming from the General Fund, \$4.0 million from the Water & Sewer Fund, \$1,500,000 from the Convention & Tourism Fund and \$500,000 from the Municipal Drainage Fund. Rollback tax revenue is anticipated at \$200,000, interest earnings at \$1,000,000 make up the remaining significant revenue sources for this fund.

2024-25 Capital Maintenance Resources

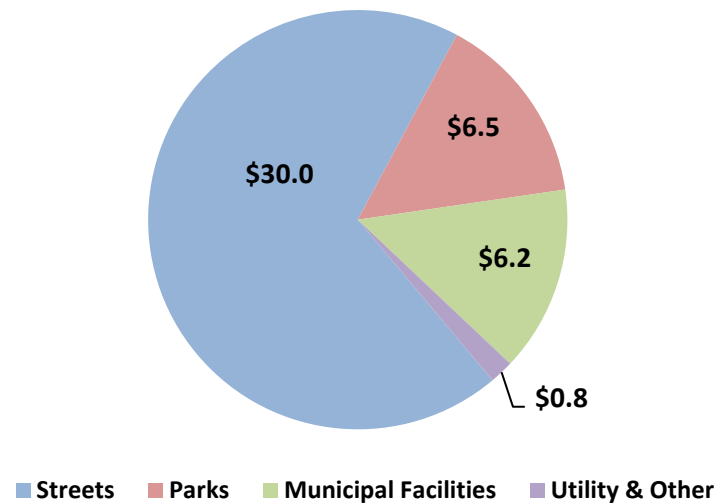


EXPENDITURES - The residents and businesses of Plano have paid approximately \$2.8 billion for existing infrastructure and facilities that must be maintained in order to provide effective service to Plano citizens, businesses and visitors. The Capital Maintenance Fund safeguards the City’s sizable investment in capital improvements by providing resources for significant repair, rehabilitation and renovation projects that have an expected life of at least 10 years to prolong the useful life of these assets. Major project categories funded in 2024-25 include:

Street Projects	\$30,000,000
Parks & Recreation Projects	6,470,067
Municipal Facilities	6,243,310
Utility & Other Projects	800,000
	\$43,513,377

2024-25 Capital Maintenance Fund Projects

In Millions



PARK FEE PROGRAM

RESOURCES - The Park Fee Program was established in 1993-94 to provide funding for the acquisition and development of Neighborhood and Linear Park Facilities. Revenues have seen a substantial increase in recent years due to the park fee being increased in June 2019 and multiple residential projects being undertaken throughout Plano in the near future. However, this is a diminishing revenue source as fewer residential properties can be developed in Plano. Additional revenues of \$650,000 are projected in 2024-25. Each year a surplus balance remains that will be carried forward into the following year or used as a reserve for land purchases as they become available.

EXPENDITURES - The Park Fee Program includes projects by service area for each year of the Community Investment Program to acquire land and further develop neighbor and linear parks. Project totals for 2024-25 equal \$2,459,418.

Chisholm Trail/Collin Creek Park Site – Area 6	\$1,230,000
Park Fee Area 2	575,000
Park Service Area Fees – Fund Level	510,000
Park Fee Area 7	144,418
	\$2,459,418

PROJECTED O&M EXPENSES
2024-25 COMMUNITY INVESTMENT PROGRAM

	2024-25	2025-26	2026-27	2027-28	2028-29
<u>CIP O&M Expenditures</u>					
<u>Facilities Maintenance & Services Ongoing Expenses</u>					
Fire Station 5 Expansion	24,869	20,662			
High Point Fueling Station	2,143	10,387			
701 E. 15th Street	97,074				
Oak Point Park Maintenance Facility		59,003	0		
Fire Station 8 Expansion			25,796	5,546	
Parkway Service Center Expansion			49,753	69,660	
Police Academy Expansion				138,190	
Fire Station #14					57,976
Senior Center West					148,205
Police HQ Building					148,260
<i>Subtotal</i>	\$124,087	\$90,052	\$75,549	\$213,396	\$354,441

Facilities Ongoing Impact Descriptions

Fire Station 5 Expansion: Utilities, maintenance & custodial expenses for 5 months of operations
High Point Fueling Station: Utilities & maintenance expenses for 2 months of operations
701 E. 15th Street: Utilities & maintenance expenses for 12 months of operations
Oak Point Park Maintenance Facility: Utilities & maintenance expenses for 12 months of operations
Fire Station 8 Expansion: Utilities, maintenance & custodial expenses for 12 months of operations
Parkway Operations: Utilities, maintenance & custodial expenses for 12 months of operations
Police Academy Expansion: Utilities, maintenance & custodial expenses for 12 months of operations
Fire Station 14: Utilities, maintenance & custodial expenses for 12 months of operations
Senior Center West: Utilities, maintenance & custodial expenses for 12 months of operations
Police HQ Building: Utilities, maintenance & custodial expenses for 12 months of operations

Parks Ongoing Expenses

Park, Trail & Land Acquisition CIP Projects	50,000	\$153,183	\$120,000	\$50,000	\$20,000
<i>Subtotal</i>	50,000	\$153,183	\$120,000	\$50,000	\$20,000

Parks Ongoing Impact Descriptions

PROJECTED O&M EXPENSES

2024-25 COMMUNITY INVESTMENT PROGRAM

	2024-25	2025-26	2026-27	2027-28	2028-29
--	----------------	----------------	----------------	----------------	----------------

Park, Trail & Land Acquisition CIP Projects: O&M Expenditures, including parts, supplies, and contractual costs for median irrigation

Parks One-Time Project Funding

Park, Trail & Land Acquisition CIP Projects	251,000				
<i>Subtotal</i>	\$251,000	\$0	\$0	\$0	\$0

Parks One-Time Funding Descriptions

Park, Trail & Land Acquisition CIP Projects: Revenue reduction for Muehlenbeck Recreation Center closing during renovations.

Departmental Ongoing Expenses

Fire Station 5 Expansion		75,000			
Fire Station 8 Expansion			80,000		
Parkway Service Center Expansion				300,000	
Police HQ Building					500,000
<i>Subtotal</i>	\$0	\$75,000	\$80,000	\$300,000	\$500,000

Departmental Ongoing Impact Descriptions

Operating & Maintenance needs identified with planned future projects.

Total CIP O&M Expenditures	\$425,087	\$318,235	\$275,549	\$563,396	\$874,441
---------------------------------------	------------------	------------------	------------------	------------------	------------------

PROJECTED O&M EXPENSES
2024-25 COMMUNITY INVESTMENT PROGRAM

	2024-25	2025-26	2026-27	2027-28	2028-29
<u>Cumulative</u>					
New CIP O&M 2024-25	\$425,087	\$174,087	\$174,087	\$174,087	\$174,087
New CIP O&M 2025-26		318,235	318,235	318,235	318,235
New CIP O&M 2026-27			275,549	275,549	275,549
New CIP O&M 2027-28				563,396	563,396
New CIP O&M 2028-29					874,441
Total Cumulative O&M	\$425,087	\$492,322	\$767,871	\$1,331,267	\$2,205,708

COMBINED EXPENDITURE SUMMARY

(Includes All Resources)

	Re-Estimate							
Project Expenditures	2023-24	2024-25	2025-26	2026-27	2027-28	2028-29	Future	Total
Fire & Public Safety Facilities	5,679,363	8,025,666	7,740,000	0	0	0	0	21,445,029
Library Facilities	196,665	730,000	1,475,000	0	0	0	0	2,401,665
Police & Court Facilities	0	0	417,300	0	0	0	0	417,300
Existing Municipal Facilities	6,842,552	1,400,000	650,000	1,937,779	0	0	0	10,830,331
Service Center Facilities	274,508	3,737,225	1,046,179	0	0	0	0	5,057,912
Park Improvements	22,245,994	48,264,076	62,998,538	41,688,781	18,423,800	14,005,000	0	207,626,189
Recreation Center	1,097,587	11,432,649	3,163,868	0	0	0	0	15,694,104
Public Infrastructure Improvements	2,350,000	50,000	50,000	50,000	50,000	50,000	0	2,600,000
Street Improvements	104,740,545	119,361,963	134,105,183	101,430,000	52,663,000	28,210,000	0	540,510,691
Street Enhancements	<u>10,000</u>	<u>100,000</u>	<u>0</u>	<u>0</u>	<u>175,000</u>	<u>175,000</u>	<u>0</u>	<u>460,000</u>
Total General Obligation	143,437,214	193,101,579	211,646,068	145,106,560	71,311,800	42,440,000	0	807,043,221
Public Art	86,000	0	0	0	0	0	0	86,000
Technology Improvements	<u>2,638,890</u>	<u>4,541,699</u>	<u>8,657,347</u>	<u>1,000,744</u>	<u>0</u>	<u>0</u>	<u>0</u>	<u>16,838,680</u>
Total Short Term Debt	2,724,890	4,541,699	8,657,347	1,000,744	0	0	0	16,924,680
Municipal Drainage	<u>14,677,331</u>	<u>20,514,931</u>	<u>21,535,000</u>	<u>13,325,000</u>	<u>4,748,120</u>	<u>8,640,000</u>	<u>275,000</u>	<u>83,715,382</u>
Total Revenue Bond	14,677,331	20,514,931	21,535,000	13,325,000	4,748,120	8,640,000	275,000	83,715,382
Park Fee Program	1,629,702	2,459,418	4,295,143	3,690,143	1,215,000	510,000	0	13,799,406
Capital Maintenance Fund:								
Streets & Drainage Projects	25,172,549	30,000,000	35,835,000	31,935,000	30,085,000	11,190,000	600,000	164,817,549
Parks & Recreation Projects	7,839,694	6,470,067	19,036,884	13,106,297	10,567,089	15,599,397	0	72,619,428
Municipal Facilities Projects	13,692,234	6,243,310	23,065,783	14,326,307	13,950,707	10,324,583	0	81,602,924
Utility & Other Projects	<u>1,450,000</u>	<u>800,000</u>	<u>700,000</u>	<u>700,000</u>	<u>700,000</u>	<u>700,000</u>	<u>0</u>	<u>5,050,000</u>
Capital Maintenance Fund Total	48,154,477	43,513,377	78,637,667	60,067,604	55,302,796	37,813,980	600,000	324,089,901
Total Other Funds	49,784,179	45,972,795	82,932,810	63,757,747	56,517,796	38,323,980	600,000	337,889,307
Water	14,679,418	24,470,000	25,501,579	15,830,000	14,610,000	13,010,000	0	108,100,997
Sewer	<u>15,559,442</u>	<u>28,735,000</u>	<u>40,040,000</u>	<u>28,420,000</u>	<u>22,270,000</u>	<u>9,275,000</u>	<u>0</u>	<u>144,299,442</u>
Total Water & Sewer	30,238,860	53,205,000	65,541,579	44,250,000	36,880,000	22,285,000	0	252,400,439
TOTAL	240,862,474	317,336,004	390,312,804	267,440,051	169,457,716	111,688,980	875,000	1,497,973,029

**2024-25 COMMUNITY INVESTMENT PROGRAM
STATUS OF EXISTING BOND AUTHORITY AND ANTICIPATED FUTURE ISSUANCES**

Proposition	Total Authority	Amount Previously Issued	Remaining Authority	Projected				
				2024-25	2025-26	2026-27	2027-28	2028-29
2021 AUTHORITY:								
Street Improvements	231,000,000	171,610,000	59,390,000	59,390,000	0	0	0	0
Park & Recreational Facilities	81,935,000	18,615,000	63,320,000	21,610,000	41,710,000	0	0	0
Muehlenbeck Recreation Center	15,900,000	15,900,000	0	0	0	0	0	0
Public Safety Facilities	27,140,000	19,580,000	7,560,000	4,000,000	3,560,000	0	0	0
Municipal Facilities	5,500,000	5,500,000	0	0	0	0	0	0
Library Facilities	2,490,000	1,100,000	1,390,000	0	1,390,000	0	0	0
Total	363,965,000	232,305,000	131,660,000	85,000,000	46,660,000	0	0	0

STATUS OF OTHER DEBT AND ANTICIPATED FUTURE ISSUANCES

	2024-25	2025-26	2026-27	2027-28	2028-29		
REVENUE BONDS							
Municipal Drainage		53,995,000	9,000,000	20,000,000	13,500,000	4,500,000	8,000,000
Water & Sewer		52,975,000	0	80,000,000	0	0	0
Potential General Obligation Authority							
2025 Street Improvements				120,000,000	100,000,000	49,000,000	27,000,000
2025 Park & Recreational Improvements				17,500,000	42,000,000	18,500,000	13,500,000
2025 Public Safety Facilities							
2025 Municipal Facility Improvements							
2025 Library Facilities							
2025 Potential GO Subtotal				137,500,000	142,000,000	67,500,000	40,500,000

Recreation Center Renovations (Fund 21)
FY 2022 - FY 2028

	ACTUAL 2021-22	ACTUAL 2022-23	BUDGET 2023-24	RE-EST 2023-24	PROPOSED 2024-25	2025-26	PROJECTED		
							2026-27	2027-28	2028-29
Beginning Fund Balance	\$0	\$1,000,000	\$14,445,700	\$15,790,337	\$14,769,567	\$3,340,618	\$177,550	\$177,550	\$177,550
<u>Revenues</u>									
GO Bond Sale - 2021 Authorization	\$1,000,000	\$14,900,000	\$0	\$0	\$0	\$0	\$0	\$0	\$0
Interest	\$0	\$169,125	\$1,000	\$3,925	3,700	800	0	0	0
Total Resources	\$1,000,000	\$16,069,125	\$14,446,700	\$15,794,262	\$14,773,267	\$3,341,418	\$177,550	\$177,550	\$177,550
Total Expenditures	\$0	\$278,788	\$14,440,000	\$1,024,695	\$11,432,649	\$3,163,868	\$0	\$0	\$0
Ending Fund Balance	\$1,000,000	\$15,790,337	\$6,700	\$14,769,567	\$3,340,618	\$177,550	\$177,550	\$177,550	\$177,550

Recreation Center Facilities (Fund 22)
FY 2022 - FY 2028

	ACTUAL 2021-22	ACTUAL 2022-23	BUDGET 2023-24	RE-EST 2022-23	PROPOSED 2024-25	2025-26	PROJECTED		
							2026-27	2027-28	2028-29
Beginning Fund Balance	\$5,814,983	\$84,875	\$94,506	\$72,592	\$13,715	\$16,315	\$19,415	\$23,115	\$27,515
<u>Revenues</u>									
GO Bond Sale - 2017 Authorization	179	83	0	0	0	0	0	0	0
GO Bond Sale - Future Authorization*	0	0	0	0	0	0	0	0	0
Interest	(160,757)	55,246	10,800	14,015	2,600	3,100	3,700	4,400	5,200
Total Resources	\$5,654,404	\$140,204	\$105,306	\$86,607	\$16,315	\$19,415	\$23,115	\$27,515	\$32,715
Total Expenditures	\$5,569,529	\$67,612	\$0	\$72,892	\$0	\$0	\$0	\$0	\$0
Ending Fund Balance	\$84,875	\$72,592	\$105,306	\$13,715	\$16,315	\$19,415	\$23,115	\$27,515	\$32,715

Street Enhancements (Fund 23)
FY 2022 - FY 2028

	ACTUAL 2022-23	BUDGET 2023-24	RE-EST 2023-24	PROPOSED 2024-25	2025-26	PROJECTED		
						2026-27	2027-28	2028-29
Beginning Fund Balance	\$642,476	\$657,943	\$623,175	\$630,050	\$547,150	\$562,050	\$577,350	\$418,050
<u>Revenues</u>								
Interest	(\$19,301)	\$15,800	\$16,876	\$17,100	\$14,900	\$15,300	\$15,700	\$11,400
Total Resources	\$623,175	\$673,743	\$640,050	\$647,150	\$562,050	\$577,350	\$593,050	\$429,450
Total Expenditures	\$0	\$100,000	\$10,000	\$100,000	\$0	\$0	\$175,000	\$175,000
Ending Fund Balance	\$623,175	\$573,743	\$630,050	\$547,150	\$562,050	\$577,350	\$418,050	\$254,450

Police & Court Facilities (Fund 25)
FY 2022 - FY 2028

	ACTUAL 2022-23	BUDGET 2023-24	RE-EST 2023-24	PROPOSED 2024-25	2025-26	PROJECTED		
						2026-27	2027-28	2028-29
Beginning Fund Balance	\$826,408	\$761,037	\$800,338	\$822,011	\$844,311	\$449,911	\$462,111	\$474,611
<u>Revenues</u>								
Interest	(\$26,070)	\$3,600	\$21,673	\$22,300	\$22,900	\$12,200	\$12,500	\$12,800
GO Bond Sale - 2021 Authorization	0	0	0	0	0	0	0	0
Total Resources	\$800,338	\$764,637	\$822,011	\$844,311	\$867,211	\$462,111	\$474,611	\$487,411
Total Expenditures	\$0	\$0	\$0	\$0	\$417,300	\$0	\$0	\$0
Ending Fund Balance	\$800,338	\$764,637	\$822,011	\$844,311	\$449,911	\$462,111	\$474,611	\$487,411

Municipal Drainage CIP (Fund 26)
FY 2022 - FY 2028

	ACTUAL 2021-22	ACTUAL 2022-23	BUDGET 2023-24	RE-EST 2023-24	PROPOSED 2024-25	2025-26	PROJECTED		
							2026-27	2027-28	2028-29
Beginning Fund Balance	\$35,941,850	\$25,406,988	\$10,245,235	\$13,559,901	\$13,896,221	\$2,395,290	\$862,690	\$1,038,590	\$791,570
<u>Revenues</u>									
Revenue Bond Sale	\$0	\$6,383	\$15,000,000	\$15,000,000	\$9,000,000	\$20,000,000	\$13,500,000	\$4,500,000	\$8,000,000
Construction Participation	0	1,200,000	0	0	0	0	0	0	0
Interest	(\$1,329,843)	\$786,328	700	\$13,650	\$14,000	\$2,400	\$900	\$1,100	\$800
Total Resources	\$34,612,006	\$27,399,699	\$25,245,935	\$28,573,552	\$22,910,221	\$22,397,690	\$14,363,590	\$5,539,690	\$8,792,370
Total Expenditures	\$9,205,019	\$13,839,798	\$24,412,067	\$14,677,331	\$20,514,931	\$21,535,000	\$13,325,000	\$4,748,120	\$8,640,000
Ending Fund Balance	\$25,406,988	\$13,559,901	\$833,868	\$13,896,221	\$2,395,290	\$862,690	\$1,038,590	\$791,570	\$152,370

Library Facilities (Fund 27)
FY 2022 - FY 2028

	ACTUAL 2022-23	BUDGET 2023-24	RE-EST 2023-24	PROPOSED 2024-25	2025-26	PROJECTED		
						2026-27	2027-28	2028-29
Beginning Fund Balance	\$1,832,783	\$1,080,464	\$1,106,249	\$925,622	\$209,022	\$127,022	\$128,822	\$128,822
<u>Revenues</u>								
GO Bond Sale - 2021 Authorization	500,000	0	0	0	1,390,000	0	0	0
Interest	(\$245,124)	8,400	16,037	13,400	3,000	1,800	0	0
Total Resources	\$2,087,659	\$1,088,864	\$1,122,287	\$939,022	\$1,602,022	\$128,822	\$128,822	\$128,822
Total Expenditures	\$981,410	\$339,200	\$196,665	\$730,000	\$1,475,000	\$0	\$0	\$0
Ending Fund Balance	\$1,106,249	\$749,664	\$925,622	\$209,022	\$127,022	\$128,822	\$128,822	\$128,822

Fire & Public Safety Facilities (Fund 28)
FY 2022 - FY 2028

	ACTUAL 2021-22	ACTUAL 2022-23	BUDGET 2023-24	RE-EST 2023-24	PROPOSED 2024-25	2025-26	PROJECTED		
							2026-27	2027-28	2028-29
Beginning Fund Balance	\$7,208,666	\$2,613,597	\$9,964,855	\$10,565,595	\$9,633,516	\$1,650,950	\$1,178,350	\$1,183,650	\$1,188,950
<u>Revenues</u>									
GO Bond Sale - 2021 Authorization	1,685,000	9,065,000	5,000,000	4,700,000	0	7,260,000	0	0	0
Interest	65,994	(80,405)	135,800	47,284	43,100	7,400	5,300	5,300	5,300
Total Resources	\$8,959,660	\$11,598,192	\$15,100,655	\$15,312,879	\$9,676,616	\$8,918,350	\$1,183,650	\$1,188,950	\$1,194,250
Total Expenditures	\$6,346,063	\$1,032,597	\$12,035,000	\$5,679,363	\$8,025,666	\$7,740,000	\$0	\$0	\$0
Ending Fund Balance	\$2,613,597	\$10,565,595	\$3,065,655	\$9,633,516	\$1,650,950	\$1,178,350	\$1,183,650	\$1,188,950	\$1,194,250

Technology Improvements (Fund 29)
FY 2022 - FY 2028

	ACTUAL 2022-23	BUDGET 2023-24	RE-EST 2023-24	PROPOSED 2024-25	2025-26	PROJECTED		
						2026-27	2027-28	2028-29
Beginning Fund Balance	\$3,184,533	\$105,444	\$10,068,125	\$14,460,256	\$9,953,157	\$1,319,610	\$322,066	\$322,866
<u>Revenues</u>								
Tax Note Sale - 2023	\$9,000,000	\$0	\$0	\$0	\$0	\$0	\$0	\$0
Tax Note Sale - 2024	\$0	\$7,000,000	\$7,000,000	\$0	\$0	\$0	\$0	\$0
Interest	(91,071)	5,000	31,021	34,600	23,800	3,200	800	800
Total Resources	\$12,093,462	\$7,110,444	\$17,099,146	\$14,494,856	\$9,976,957	\$1,322,810	\$322,866	\$323,666
Total Expenditures	\$2,025,337	\$6,845,046	\$2,638,890	\$4,541,699	\$8,657,347	\$1,000,744	\$0	\$0
Ending Fund Balance	\$10,068,125	\$265,398	\$14,460,256	\$9,953,157	\$1,319,610	\$322,066	\$322,866	\$323,666

Municipal Facilities (Fund 31)
FY 2022 - FY 2028

	ACTUAL 2022-23	BUDGET 2023-24	RE-EST 2023-24	PROPOSED 2024-25	2025-26	PROJECTED		
						2026-27	2027-28	2028-29
Beginning Fund Balance	\$6,391,374	\$4,555,140	\$10,189,161	\$5,602,945	\$4,368,107	\$3,350,122	\$134,777	\$134,777
<u>Revenues</u>								
Interest	(\$183,673)	\$4,500	\$1,879	\$1,000	\$800	\$600	\$0	\$0
GO Bond Sale - 2021 Authorization	5,000,025	0	0	0	0	0	0	0
Total Resources	\$11,207,726	\$4,559,640	\$10,191,040	\$5,603,945	\$4,368,907	\$3,350,722	\$134,777	\$134,777
Total Expenditures	\$1,018,565	\$1,400,000	\$4,588,095	\$1,235,838	\$1,018,785	\$3,215,945	\$0	\$0
Ending Fund Balance	\$10,189,161	\$3,159,640	\$5,602,945	\$4,368,107	\$3,350,122	\$134,777	\$134,777	\$134,777

Park Improvements (Fund 32)
FY 2022 - FY 2028

	ACTUAL 2021-22	ACTUAL 2022-23	BUDGET 2023-24	RE-EST 2023-24	PROPOSED 2024-25	2025-26	PROJECTED		
							2026-27	2027-28	2028-29
Beginning Fund Balance	\$36,744,557	\$47,576,376	\$29,179,206	\$43,157,855	\$26,535,564	\$967,946	\$932,668	\$1,250,887	\$1,336,477
<u>Revenues</u>									
GO Bond Sale - 2021 Authorization	20,621,439	5,251,012	17,000,000	5,300,000	21,000,000	42,320,000	0	0	0
GO Bond Sale - Future Authorization*	0	0	0	0	0	17,500,000	42,000,000	18,500,000	13,500,000
Collin County Interlocal Grant	0	0	0	0	517,428	0	0	0	0
TxDOT (TAP & CMAQ)	0	0	2,680,000	0	980,000	3,136,000	0	0	0
Interest	489,618	(412,942)	800	323,702	199,030	7,260	7,000	9,390	10,030
Contruaction Participation	315,000	308,275	0	0	0	0	0	0	0
Total Resources	\$58,170,614	\$52,722,721	\$48,860,006	\$48,781,558	\$49,232,022	\$63,931,206	\$42,939,668	\$19,760,277	\$14,846,507
Total Expenditures	\$10,594,238	\$9,564,866	\$47,085,911	\$22,245,994	\$48,264,076	\$62,998,538	\$41,688,781	\$18,423,800	\$14,005,000
Ending Fund Balance	\$47,576,376	\$43,157,855	\$1,774,095	\$26,535,564	\$967,946	\$932,668	\$1,250,887	\$1,336,477	\$841,507

Street Improvements (Fund 33)
FY 2022 - FY 2028

	ACTUAL 2022-23	BUDGET 2023-24	RE-EST 2023-24	PROPOSED 2024-25	2025-26	PROJECTED		
						2026-27	2027-28	2028-29
Estimated Beginning Fund Balance	\$100,321,065	\$70,593,430	\$73,983,511	\$65,178,550	\$16,980,507	\$5,841,424	\$6,516,024	\$4,969,724
<u>Revenues</u>								
GO Bond Sale - 2021 Authorization	43,912,588	53,000,000	75,000,000	59,390,000	0	0	0	0
GO Bond Sale - Future Authorization*	0	0	0	0	120,000,000	100,000,000	49,000,000	27,000,000
Construction Participation								
Collin County	\$4,222,895	4,280,100	4,180,100	1,100,000	0	0	0	0
Regional Toll Revenues	993,556	1,291,892	1,168,643	711,869	0	0	0	0
TxDOT	4,120	0	18,773	763,227	2,662,000	2,000,000	2,000,000	0
DART	7,246,698	16,329,956	13,158,677	8,031,625	0	0	0	0
Miscellaneous Revenue	28,234	0	2,500	0	0	0	0	0
Insurance/Damage Receipts	0	0	1,081,978	0	0	0	0	0
Interest	2,325,973	208,050	1,324,912	1,167,200	304,100	104,600	116,700	89,000
Total Resources	\$159,055,129	\$145,703,428	\$169,919,095	\$136,342,470	\$139,946,607	\$107,946,024	\$57,632,724	\$32,058,724
Total Expenditures	\$85,071,618	\$104,412,141	\$104,740,545	\$119,361,963	\$134,105,183	\$101,430,000	\$52,663,000	\$28,210,000
Ending Fund Balance	\$73,983,511	\$41,291,287	\$65,178,550	\$16,980,507	\$5,841,424	\$6,516,024	\$4,969,724	\$3,848,724

Sewer CIP (Fund 34)
FY 2022 - FY 2028

	ACTUAL 2021-22	ACTUAL 2022-23	BUDGET 2023-24	RE-EST 2023-24	PROPOSED 2024-25	2025-26	PROJECTED		
							2026-27	2027-28	2028-29
Estimated Beginning Fund Balance	\$16,041,541	\$21,272,630	\$21,071,355	\$24,680,266	\$18,830,438	\$64,776,838	\$33,599,238	\$13,145,238	\$1,253,138
<u>Revenues</u>									
Sewer Revenue Transfers In	\$9,500,000	\$13,500,000	\$9,000,000	\$9,000,000	\$15,000,000	\$7,000,000	\$7,000,000	\$10,000,000	\$11,000,000
Revenue Bond Sale - Major Projects			0	0	59,140,000	0	0	0	0
Interest	289,606	(514,021)	542,700	709,614	541,400	1,862,400	966,000	377,900	36,000
Total Resources	\$25,831,147	\$34,258,608	\$30,614,055	\$34,389,880	\$93,511,838	\$73,639,238	\$41,565,238	\$23,523,138	\$12,289,138
Total Expenditures	\$4,558,517	\$9,578,342	\$21,133,000	\$15,559,442	\$28,735,000	\$40,040,000	\$28,420,000	\$22,270,000	\$9,275,000
Ending Fund Balance	\$21,272,630	\$24,680,266	\$9,481,055	\$18,830,438	\$64,776,838	\$33,599,238	\$13,145,238	\$1,253,138	\$3,014,138

Capital Maintenance (Fund 35)
FY 2022 - FY 2028

	ACTUAL 2022-23	BUDGET 2023-24	RE-EST 2023-24	PROPOSED 2024-25	2025-26	PROJECTED		
						2026-27	2027-28	2028-29
Estimated Beginning Fund Balance	\$62,842,108	\$60,717,852	\$78,319,694	\$62,290,217	\$50,901,840	\$14,489,722	(\$3,352,333)	(\$16,429,580)
<u>Revenues</u>								
General Fund Transfer In	\$35,250,549	\$34,650,549	\$25,000,000	\$25,000,000	\$35,250,549	\$35,250,549	\$35,250,549	\$35,250,549
Water & Sewer Transfer In	\$4,000,000	\$2,000,000	\$4,000,000	4,000,000	4,000,000	4,000,000	4,000,000	4,000,000
Municipal Drainage Transfer In	\$500,000	\$500,000	\$500,000	500,000	500,000	500,000	500,000	500,000
Convention & Tourism Transfer In	\$1,500,000	\$1,500,000	\$1,500,000	1,500,000	1,500,000	1,500,000	1,500,000	1,500,000
Rollback Taxes	\$93,527	200,000	100,000	100,000	200,000	200,000	200,000	200,000
Interest (4901)	\$1,880,047	750,000	1,000,000	1,000,000	750,000	750,000	750,000	750,000
Miscellaneous Revenue	\$25,144	25,000	25,000	25,000	25,000	25,000	25,000	25,000
Total Resources	\$106,091,375	\$100,343,401	\$110,444,694	\$94,415,217	\$93,127,389	\$56,715,271	\$38,873,216	\$25,795,969
Street Capital Maintenance Projects	\$18,209,828	\$36,505,000	\$25,172,549	\$30,000,000	\$35,835,000	\$31,935,000	\$30,085,000	\$11,190,000
Park Capital Maintenance Projects	\$3,304,671	11,458,631	7,839,694	6,470,067	19,036,884	13,106,297	10,567,089	15,599,397
Facility Capital Maintenance Projects	5,690,719	25,935,954	13,692,234	6,243,310	23,065,783	14,326,307	13,950,707	10,324,583
Other Capital Maintenance Projects	\$566,463	800,000	1,450,000	800,000	700,000	700,000	700,000	700,000
Total Expenditures	\$27,771,681	\$74,699,585	\$48,154,477	\$43,513,377	\$78,637,667	\$60,067,604	\$55,302,796	\$37,813,980
Ending Fund Balance	\$78,319,694	\$26,511,376	\$62,290,217	\$50,901,840	\$14,489,722	(\$3,352,333)	(\$16,429,580)	(\$12,018,011)

Water CIP (Fund 36)
FY 2022 - FY 2028

	ACTUAL 2021-22	ACTUAL 2022-23	BUDGET 2023-24	RE-EST 2023-24	PROPOSED 2024-25	2025-26	PROJECTED		
							2026-27	2027-28	2028-29
Estimated Beginning Fund Balance	\$31,188,441	\$21,679,512	\$16,490,120	\$16,015,228	\$14,691,645	\$18,633,045	\$8,545,466	\$7,905,366	\$5,471,066
<u>Revenues</u>									
Water Sale Revenue Transfers In	\$3,827,958	\$9,000,000	\$11,000,000	\$13,000,000	\$7,000,000	\$15,000,000	\$15,000,000	\$12,000,000	\$11,000,000
Revenue Bond Sale - Major Projects	0	0	0	0	21,085,000	0	0	0	0
Interest	396,947	-868,309	333,100	355,834	326,400	414,000	189,900	175,700	121,600
Total Resources	\$35,413,346	\$29,811,203	\$27,823,220	\$29,371,063	\$43,103,045	\$34,047,045	\$23,735,366	\$20,081,066	\$16,592,666
Total Expenditures	\$13,733,834	\$13,795,975	\$21,560,000	\$14,679,418	\$24,470,000	\$25,501,579	\$15,830,000	\$14,610,000	\$13,010,000
Ending Fund Balance	\$21,679,512	\$16,015,228	\$6,263,220	\$14,691,645	\$18,633,045	\$8,545,466	\$7,905,366	\$5,471,066	\$3,582,666

Public Infrastructure Improvements (Fund 39)

FY 2022 - FY 2028

	ACTUAL 2021-22	ACTUAL 2022-23	BUDGET 2023-24	RE-EST 2023-24	PROPOSED 2024-25	2025-26	PROJECTED		
							2026-27	2027-28	2028-29
Estimated Beginning Fund Balance	\$2,663,802	\$1,637,374	\$3,887,476	\$2,599,952	\$265,840	\$217,440	\$168,740	\$119,740	\$70,441
<u>Revenues</u>									
GO Bond Sale - 2013 Authorization	\$249	\$49	\$0	\$0	\$0	\$0	\$0	\$1	\$2
Interest	(1,023,677)	1,002,529	97,500	15,887	1,600	1,300	1,000	700	400
Total Resources	\$1,640,374	\$2,639,952	\$3,984,976	\$2,615,840	\$267,440	\$218,740	\$169,740	\$120,441	\$70,843
Total Expenditures	\$3,000	\$40,000	\$2,350,000	\$2,350,000	\$50,000	\$50,000	\$50,000	\$50,000	\$50,000
Ending Fund Balance	\$1,637,374	\$2,599,952	\$1,634,976	\$265,840	\$217,440	\$168,740	\$119,740	\$70,441	\$20,843

Park Fee Program (Fund 52)
FY 2022 - FY 2028

	ACTUAL 2021-22	ACTUAL 2022-23	BUDGET 2023-24	RE-EST 2023-24	PROPOSED 2024-25	2025-26	PROJECTED		
							2026-27	2027-28	2028-29
Estimated Beginning Fund Balance	\$7,191,136	\$8,587,368	\$6,949,669	\$9,176,084	\$8,293,654	\$6,707,736	\$3,293,393	\$467,050	\$14,650
<u>Revenues</u>									
Park Fee Area Fees	\$1,758,581	\$776,022	\$650,000	\$500,000	\$650,000	\$700,000	\$775,000	\$750,000	\$550,000
Interest	(355,546)	307,265	22,000	247,272	223,500	180,800	88,800	12,600	400
Total Resources	\$8,594,171	\$9,670,655	\$7,621,669	\$9,923,356	\$9,167,154	\$7,588,536	\$4,157,193	\$1,229,650	\$565,050
Total Expenditures	\$6,803	\$494,571	\$6,230,012	\$1,629,702	\$2,459,418	\$4,295,143	\$3,690,143	\$1,215,000	\$510,000
Ending Fund Balance	\$8,587,368	\$9,176,084	\$1,391,657	\$8,293,654	\$6,707,736	\$3,293,393	\$467,050	\$14,650	\$55,050

Service Center Facilities (Fund 59)
FY 2022 - FY 2028

	ACTUAL 2021-22	ACTUAL 2022-23	BUDGET 2023-24	RE-EST 2023-24	PROPOSED 2024-25	2025-26	PROJECTED		
							2026-27	2027-28	2028-29
Beginning Fund Balance	\$2,001,892	\$3,936,344	\$4,710,558	\$6,066,237	\$5,793,199	\$2,055,974	\$1,009,895	\$1,009,945	\$1,009,995
<u>Revenues</u>									
Interest	(\$111,897)	\$164,159	\$0	\$0	\$0	\$100	\$50	\$50	\$50
GO Bond Sale - 2021 Authorization	2,065,249	2,065,101	0	1,470	0	0	0	0	0
Total Resources	\$3,955,244	\$6,165,605	\$4,710,558	\$6,067,707	\$5,793,199	\$2,056,074	\$1,009,945	\$1,009,995	\$1,010,045
Total Expenditures	\$18,900	\$99,368	\$2,666,659	\$274,508	\$3,737,225	\$1,046,179	\$0	\$0	\$0
Ending Fund Balance	\$3,936,344	\$6,066,237	\$2,043,899	\$5,793,199	\$2,055,974	\$1,009,895	\$1,009,945	\$1,009,995	\$1,010,045

Public Art (Fund 85)
FY 2022 - FY 2028

	ACTUAL 2021-22	ACTUAL 2022-23	BUDGET 2023-24	RE-EST 2023-24	PROPOSED 2024-25	2025-26	PROJECTED		
							2026-27	2027-28	2028-29
Beginning Fund Balance	\$106,277	\$81,074	\$88,749	\$83,922	\$176	\$176	\$176	\$176	\$176
<u>Revenues</u>									
Interest	(\$4,053)	\$2,847	\$2,100	\$2,255	\$0	\$0	\$0	\$0	\$0
Insurance/Damage Receipts	0								
Total Resources	\$102,224	\$83,922	\$90,849	\$86,176	\$176	\$176	\$176	\$176	\$176
Total Expenditures	\$21,150	\$0	\$86,000	\$86,000	\$0	\$0	\$0	\$0	\$0
Ending Fund Balance	\$81,074	\$83,922	\$4,849	\$176	\$176	\$176	\$176	\$176	\$176

Facilities CIP Projects

Project	Prior Yrs	Re-Est	2024-25	2025-26	2026-27	2027-28	2028-29	Future	Total
250002 070 - Police Training Academy Renovation	26,008	0	0	117,300	0	0	0	0	143,308
250001 082 - Justice Center Elevator Replacement	0	0	0	300,000	0	0	0	0	300,000
Fund 25 Total	26,008	0	0	417,300	0	0	0	0	443,308

Project	Prior Yrs	Re-Est	2024-25	2025-26	2026-27	2027-28	2028-29	Future	Total
270001 009 - Schimelpfenig Library Parking Lot	0	0	190,000	0	0	0	0	0	190,000
270004 060 - Haggard Library - Re-Roof	0	0	0	750,000	0	0	0	0	750,000
270002 060 - Haggard Library Improvements	5,400	0	500,000	0	0	0	0	0	505,400
270003 097 - Parr Library Exterior Lighting	0	0	40,000	0	0	0	0	0	40,000
17215 21 Haggard Library Exterior Lighting	0	61,465	0	0	0	0	0	0	61,465
17213 21 Parr Library Roof	631,411	600	0	0	0	0	0	0	632,011
17211 21 Schimelpfenig Library Exterior Lighting	5,400	134,600	0	0	0	0	0	0	140,000
279998 Parr Library Foundation Repairs	0	0	0	400,000	0	0	0	0	400,000
279999 Schimelpfenig Library Shelving	0	0	0	325,000	0	0	0	0	325,000
Fund 27 Total	642,211	196,665	730,000	1,475,000	0	0	0	0	3,043,876

Project	Prior Yrs	Re-Est	2024-25	2025-26	2026-27	2027-28	2028-29	Future	Total
---------	-----------	--------	---------	---------	---------	---------	---------	--------	-------

280004	017 - Fire Station 3 - Re-Roof	0	0	175,000	0	0	0	0	0	175,000
280003	059 - Fire Station 7 Replace Overhead Doors	0	0	380,000	0	0	0	0	0	380,000
280005	059 - Fire Station 7 Re-Roof	0	0	0	350,000	0	0	0	0	350,000
10221	17 Fire Training Center	15,586,596	526,790	0	0	0	0	0	0	16,113,386
280001	21 Fire Station 4 Restrooms	0	0	292,097	0	0	0	0	0	292,097
10205	21 Fire Station 5 Remodel	444,260	5,152,573	6,403,569	0	0	0	0	0	12,000,402
10208	21 Fire Station 8 Remodel	0	0	775,000	7,390,000	0	0	0	0	8,165,000
Fund 28 Total		16,030,856	5,679,363	8,025,666	7,740,000	0	0	0	0	37,475,885

Project		Prior Yrs	Re-Est	2024-25	2025-26	2026-27	2027-28	2028-29	Future	Total
11211	21 City Council Chambers Renovation	532,815	3,946,475	1,235,838	0	0	0	0	0	5,715,128
310001	Parkway Service & Fleet Service Ctr Renovation	955,249	641,620	0	1,018,785	3,215,945	0	0	0	5,831,599
Fund 31 Total		1,488,064	4,588,095	1,235,838	1,018,785	3,215,945	0	0	0	11,546,727

Project		Prior Yrs	Re-Est	2024-25	2025-26	2026-27	2027-28	2028-29	Future	Total
590002	17 Fleet Service Center	0	0	0	1,046,179	0	0	0	0	1,046,179
590001	2021 Fueling Stations	118,268	274,508	3,737,225	0	0	0	0	0	4,130,001
Fund 59 Total		118,268	274,508	3,737,225	1,046,179	0	0	0	0	5,176,180

COMBINED TOTAL		18,305,407	10,738,631	13,728,729	11,697,264	3,215,945	0	0	0	57,685,976
-----------------------	--	------------	------------	------------	------------	-----------	---	---	---	------------

CITY OF PLANO

COMMUNITY INVESTMENT PROGRAM

Project Name: 070 - Police Training Academy Renovation

Project Number: 250002

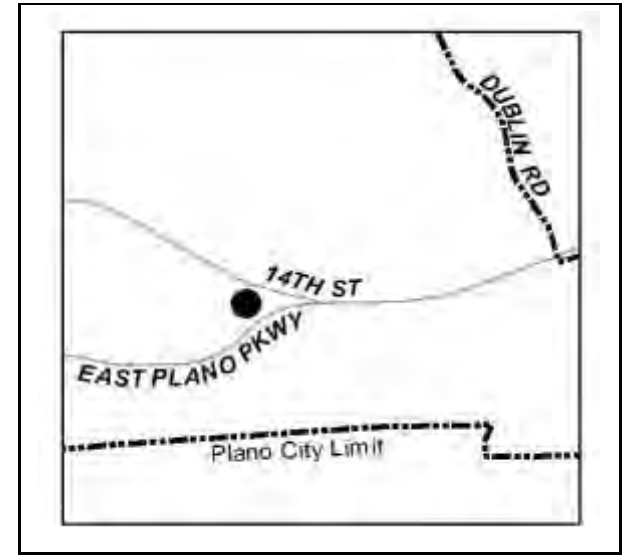
Start Date: Oct. 2025

Description:

Completion Date: Sep. 2026

Renovate locker room at the Police Training Academy

Project FAC-F-00140



EXPENDITURES	Prior Years	Re-Estimate	2024-25	2025-26	2026-27	2027-28	2028-29	Future Yrs	Total
Land	0	0	0	0	0	0	0	0	0
Design	0	0	0	0	0	0	0	0	0
Construction	26,008	0	0	117,300	0	0	0	0	143,308
Equipment	0	0	0	0	0	0	0	0	0
TOTAL	26,008	0	0	117,300	0	0	0	0	143,308

REVENUES	Prior Years	Re-Estimate	2024-25	2025-26	2026-27	2027-28	2028-29	Future Yrs	Total
Bond Funds	26,008	0	0	117,300	0	0	0	0	143,308
N/A	0	0	0	0	0	0	0	0	0
N/A	0	0	0	0	0	0	0	0	0
TOTAL	26,008	0	0	117,300	0	0	0	0	143,308

OPERATING BUDGET IMPACT	2024-25	2025-26	2026-27	2027-28	2028-29	Future Yrs	Total
	0	0	0	0	0	0	0

CITY OF PLANO

COMMUNITY INVESTMENT PROGRAM

Project Name: 082 - Justice Center Elevator Replacement
Project Number: 250001 **Start Date:** Oct. 2025
Description: **Completion Date:** Sep. 2026
 Replace 25 year old elevators at Robinson Justice Center
 Project FAC-F-00136



EXPENDITURES	Prior Years	Re-Estimate	2024-25	2025-26	2026-27	2027-28	2028-29	Future Yrs	Total
Land	0	0	0	0	0	0	0	0	0
Design	0	0	0	0	0	0	0	0	0
Construction	0	0	0	300,000	0	0	0	0	300,000
Equipment	0	0	0	0	0	0	0	0	0
TOTAL	0	0	0	300,000	0	0	0	0	300,000

REVENUES	Prior Years	Re-Estimate	2024-25	2025-26	2026-27	2027-28	2028-29	Future Yrs	Total
21 Bond Funds	0	0	0	300,000	0	0	0	0	300,000
N/A	0	0	0	0	0	0	0	0	0
N/A	0	0	0	0	0	0	0	0	0
TOTAL	0	0	0	300,000	0	0	0	0	300,000

OPERATING BUDGET IMPACT	2024-25	2025-26	2026-27	2027-28	2028-29	Future Yrs	Total
	0	0	0	0	0	0	0

CITY OF PLANO

COMMUNITY INVESTMENT PROGRAM

Project Name: 009 - Schimelpfenig Library Parking Lot

Project Number: 270001

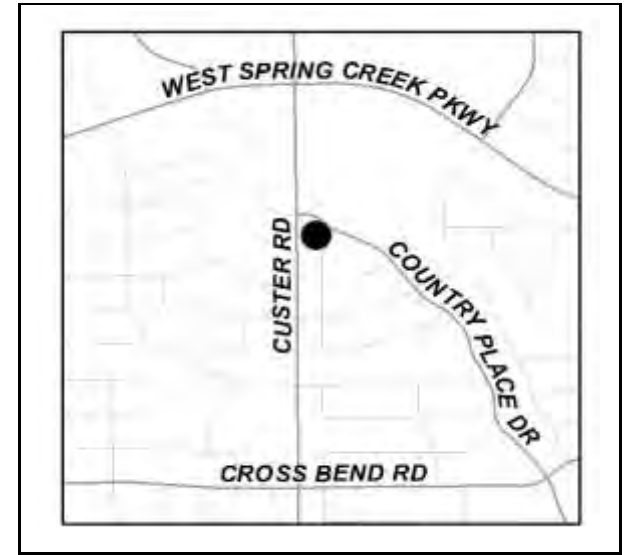
Start Date: Oct. 2023

Description:

Completion Date: Sep. 2025

Replace existing asphalt parking lot at Schimelpfenig Library, located at 5024 Custer Road..

Project FAC-F-00132



EXPENDITURES	Prior Years	Re-Estimate	2024-25	2025-26	2026-27	2027-28	2028-29	Future Yrs	Total
Land	0	0	0	0	0	0	0	0	0
Design	0	0	0	0	0	0	0	0	0
Construction	0	0	190,000	0	0	0	0	0	190,000
Equipment	0	0	0	0	0	0	0	0	0
TOTAL	0	0	190,000	0	0	0	0	0	190,000

REVENUES	Prior Years	Re-Estimate	2024-25	2025-26	2026-27	2027-28	2028-29	Future Yrs	Total
Bond Funds	0	0	190,000	0	0	0	0	0	190,000
N/A	0	0	0	0	0	0	0	0	0
N/A	0	0	0	0	0	0	0	0	0
TOTAL	0	0	190,000	0	0	0	0	0	190,000

OPERATING BUDGET IMPACT	2024-25	2025-26	2026-27	2027-28	2028-29	Future Yrs	Total
	0	0	0	0	0	0	0

CITY OF PLANO

COMMUNITY INVESTMENT PROGRAM

Project Name: 060 - Haggard Library - Re-Roof

Project Number: 270004

Start Date: Apr. 2024

Description:

Completion Date: Sep. 2026

Replace lexisting end of life roof at Haggard Library, located at 2501 Coit Road..

Project FAC-F-00135

(Migrated from previous account #17212)



EXPENDITURES	Prior Years	Re-Estimate	2024-25	2025-26	2026-27	2027-28	2028-29	Future Yrs	Total
Land	0	0	0	0	0	0	0	0	0
Design	0	0	0	0	0	0	0	0	0
Construction	0	0	0	750,000	0	0	0	0	750,000
Equipment	0	0	0	0	0	0	0	0	0
TOTAL	0	0	0	750,000	0	0	0	0	750,000

REVENUES	Prior Years	Re-Estimate	2024-25	2025-26	2026-27	2027-28	2028-29	Future Yrs	Total
Bond Funds	0	0	0	750,000	0	0	0	0	750,000
N/A	0	0	0	0	0	0	0	0	0
N/A	0	0	0	0	0	0	0	0	0
TOTAL	0	0	0	750,000	0	0	0	0	750,000

OPERATING BUDGET IMPACT	2024-25	2025-26	2026-27	2027-28	2028-29	Future Yrs	Total
	0	0	0	0	0	0	0

CITY OF PLANO

COMMUNITY INVESTMENT PROGRAM

Project Name: 060 - Haggard Library Improvements

Project Number: 270002

Start Date: Oct. 2021

Description:

Completion Date: Sep. 2025

Replace leaking windows on north side of building at Haggard Library, located at 2501 Coit Road..

Project FAC-F-00133



EXPENDITURES	Prior Years	Re-Estimate	2024-25	2025-26	2026-27	2027-28	2028-29	Future Yrs	Total
Land	0	0	0	0	0	0	0	0	0
Design	5,400	0	0	0	0	0	0	0	5,400
Construction	0	0	500,000	0	0	0	0	0	500,000
Equipment	0	0	0	0	0	0	0	0	0
TOTAL	5,400	0	500,000	0	0	0	0	0	505,400

REVENUES	Prior Years	Re-Estimate	2024-25	2025-26	2026-27	2027-28	2028-29	Future Yrs	Total
Bond Funds	5,400	0	500,000	0	0	0	0	0	505,400
N/A	0	0	0	0	0	0	0	0	0
N/A	0	0	0	0	0	0	0	0	0
TOTAL	5,400	0	500,000	0	0	0	0	0	505,400

OPERATING BUDGET IMPACT	2024-25	2025-26	2026-27	2027-28	2028-29	Future Yrs	Total
	0	0	0	0	0	0	0

CITY OF PLANO

COMMUNITY INVESTMENT PROGRAM

Project Name: 097 - Parr Library Exterior Lighting

Project Number: 270003

Start Date: Oct. 2023

Description:

Completion Date: Sep. 2025

Replace existing High Intensity Discharge parking lot lighting at Parr Library with energy efficient LEDs and new poles.

Project FAC-F-00134



EXPENDITURES	Prior Years	Re-Estimate	2024-25	2025-26	2026-27	2027-28	2028-29	Future Yrs	Total
Land	0	0	0	0	0	0	0	0	0
Design	0	0	0	0	0	0	0	0	0
Construction	0	0	40,000	0	0	0	0	0	40,000
Equipment	0	0	0	0	0	0	0	0	0
TOTAL	0	0	40,000	0	0	0	0	0	40,000

REVENUES	Prior Years	Re-Estimate	2024-25	2025-26	2026-27	2027-28	2028-29	Future Yrs	Total
Bond Funds	0	0	40,000	0	0	0	0	0	40,000
N/A	0	0	0	0	0	0	0	0	0
N/A	0	0	0	0	0	0	0	0	0
TOTAL	0	0	40,000	0	0	0	0	0	40,000

OPERATING BUDGET IMPACT	2024-25	2025-26	2026-27	2027-28	2028-29	Future Yrs	Total
	0	0	0	0	0	0	0

CITY OF PLANO

COMMUNITY INVESTMENT PROGRAM

Project Name: 21 Haggard Library Exterior Lighting

Project Number: 17215

Start Date: Oct. 2021

Description:

Completion Date: Sep. 2024

Replace existing High Intensity Discharge parking lot lighting at Haggard Library with energy efficient LEDs and new poles.

Project FAC-F-7456



EXPENDITURES	Prior Years	Re-Estimate	2024-25	2025-26	2026-27	2027-28	2028-29	Future Yrs	Total
Land	0	0	0	0	0	0	0	0	0
Design	0	0	0	0	0	0	0	0	0
Construction	0	61,465	0	0	0	0	0	0	61,465
Equipment	0	0	0	0	0	0	0	0	0
TOTAL	0	61,465	0	0	0	0	0	0	61,465

REVENUES	Prior Years	Re-Estimate	2024-25	2025-26	2026-27	2027-28	2028-29	Future Yrs	Total
Bond Funds	0	61,465	0	0	0	0	0	0	61,465
N/A	0	0	0	0	0	0	0	0	0
N/A	0	0	0	0	0	0	0	0	0
TOTAL	0	61,465	0	0	0	0	0	0	61,465

OPERATING BUDGET IMPACT	2024-25	2025-26	2026-27	2027-28	2028-29	Future Yrs	Total
	0	0	0	0	0	0	0

CITY OF PLANO

COMMUNITY INVESTMENT PROGRAM

Project Name: 21 Parr Library Roof

Project Number: 17213

Start Date: Oct. 2021

Description:

Completion Date: Sep. 2024

Replace existing end of life roof at Parr Library, located at 6200 Windhaven Parkway.

Project FAC-F-7373



EXPENDITURES	Prior Years	Re-Estimate	2024-25	2025-26	2026-27	2027-28	2028-29	Future Yrs	Total
Land	0	0	0	0	0	0	0	0	0
Design	38,250	0	0	0	0	0	0	0	38,250
Construction	593,161	600	0	0	0	0	0	0	593,761
Equipment	0	0	0	0	0	0	0	0	0
TOTAL	631,411	600	0	0	0	0	0	0	632,011

REVENUES	Prior Years	Re-Estimate	2024-25	2025-26	2026-27	2027-28	2028-29	Future Yrs	Total
Bond Funds	631,411	600	0	0	0	0	0	0	632,011
N/A	0	0	0	0	0	0	0	0	0
N/A	0	0	0	0	0	0	0	0	0
TOTAL	631,411	600	0	0	0	0	0	0	632,011

OPERATING BUDGET IMPACT	2024-25	2025-26	2026-27	2027-28	2028-29	Future Yrs	Total
	0	0	0	0	0	0	0

CITY OF PLANO

COMMUNITY INVESTMENT PROGRAM

Project Name: 21 Schimelpfenig Library Exterior Lighting

Project Number: 17211

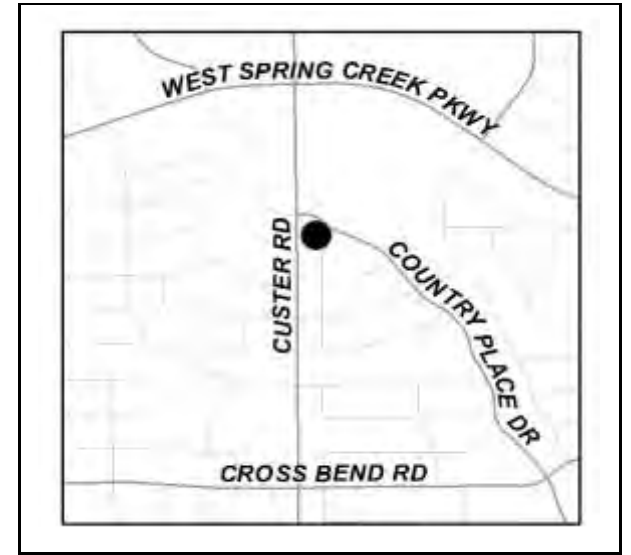
Start Date: Oct. 2021

Description:

Completion Date: Jun. 2024

Replace existing High Intensity Discharge parking lot lighting at Schimelpfenig Library with energy efficient LEDs and new poles.

Project FAC-F-7455



EXPENDITURES	Prior Years	Re-Estimate	2024-25	2025-26	2026-27	2027-28	2028-29	Future Yrs	Total
Land	0	0	0	0	0	0	0	0	0
Design	5,400	0	0	0	0	0	0	0	5,400
Construction	0	134,600	0	0	0	0	0	0	134,600
Equipment	0	0	0	0	0	0	0	0	0
TOTAL	5,400	134,600	0	0	0	0	0	0	140,000

REVENUES	Prior Years	Re-Estimate	2024-25	2025-26	2026-27	2027-28	2028-29	Future Yrs	Total
Bond Funds	5,400	134,600	0	0	0	0	0	0	140,000
N/A	0	0	0	0	0	0	0	0	0
N/A	0	0	0	0	0	0	0	0	0
TOTAL	5,400	134,600	0	0	0	0	0	0	140,000

OPERATING BUDGET IMPACT	2024-25	2025-26	2026-27	2027-28	2028-29	Future Yrs	Total
	0	0	0	0	0	0	0

CITY OF PLANO

COMMUNITY INVESTMENT PROGRAM

Project Name: Parr Library Foundation Repairs

Project Number: 279998

Start Date: Oct. 2025

Description:

Completion Date: Sep. 2026

A project to repair foundation issues at Parr Library.

Project Number TBD



EXPENDITURES	Prior Years	Re-Estimate	2024-25	2025-26	2026-27	2027-28	2028-29	Future Yrs	Total
Land	0	0	0	0	0	0	0	0	0
Design	0	0	0	0	0	0	0	0	0
Construction	0	0	0	400,000	0	0	0	0	400,000
Equipment	0	0	0	0	0	0	0	0	0
TOTAL	0	0	0	400,000	0	0	0	0	400,000

REVENUES	Prior Years	Re-Estimate	2024-25	2025-26	2026-27	2027-28	2028-29	Future Yrs	Total
Bond Funds	0	0	0	400,000	0	0	0	0	400,000
N/A	0	0	0	0	0	0	0	0	0
N/A	0	0	0	0	0	0	0	0	0
TOTAL	0	0	0	400,000	0	0	0	0	400,000

OPERATING BUDGET IMPACT	2024-25	2025-26	2026-27	2027-28	2028-29	Future Yrs	Total
	0	0	0	0	0	0	0

CITY OF PLANO

COMMUNITY INVESTMENT PROGRAM

Project Name: Schimelpfenig Library Shelving

Project Number: 279999

Start Date: Oct. 2025

Description:

Completion Date: Sep. 2026

A project to replace shelving at Schimelpfenig Library.

Project Number TBD



EXPENDITURES	Prior Years	Re-Estimate	2024-25	2025-26	2026-27	2027-28	2028-29	Future Yrs	Total
Land	0	0	0	0	0	0	0	0	0
Design	0	0	0	0	0	0	0	0	0
Construction	0	0	0	325,000	0	0	0	0	325,000
Equipment	0	0	0	0	0	0	0	0	0
TOTAL	0	0	0	325,000	0	0	0	0	325,000

REVENUES	Prior Years	Re-Estimate	2024-25	2025-26	2026-27	2027-28	2028-29	Future Yrs	Total
Bond Funds	0	0	0	325,000	0	0	0	0	325,000
N/A	0	0	0	0	0	0	0	0	0
N/A	0	0	0	0	0	0	0	0	0
TOTAL	0	0	0	325,000	0	0	0	0	325,000

OPERATING BUDGET IMPACT	2024-25	2025-26	2026-27	2027-28	2028-29	Future Yrs	Total
	0	0	0	0	0	0	0

CITY OF PLANO

COMMUNITY INVESTMENT PROGRAM

Project Name: 017 - Fire Station 3 - Re-Roof

Project Number: 280004

Start Date: Oct. 2024

Description:

Completion Date: Sep. 2025

Replace the end of life roof a the fire station located at 3520 Sherrye Dr.

Project FAC-F-00138



EXPENDITURES	Prior Years	Re-Estimate	2024-25	2025-26	2026-27	2027-28	2028-29	Future Yrs	Total
Land	0	0	0	0	0	0	0	0	0
Design	0	0	0	0	0	0	0	0	0
Construction	0	0	175,000	0	0	0	0	0	175,000
Equipment	0	0	0	0	0	0	0	0	0
TOTAL	0	0	175,000	0	0	0	0	0	175,000

REVENUES	Prior Years	Re-Estimate	2024-25	2025-26	2026-27	2027-28	2028-29	Future Yrs	Total
N/A	0	0	175,000	0	0	0	0	0	175,000
N/A	0	0	0	0	0	0	0	0	0
N/A	0	0	0	0	0	0	0	0	0
TOTAL	0	0	175,000	0	0	0	0	0	175,000

OPERATING BUDGET IMPACT	2024-25	2025-26	2026-27	2027-28	2028-29	Future Yrs	Total
	0	0	0	0	0	0	0

CITY OF PLANO

COMMUNITY INVESTMENT PROGRAM

Project Name: 059 - Fire Station 7 Replace Overhead Doors

Project Number: 280003

Start Date: Oct. 2023

Description:

Completion Date: Sep. 2025

Replace Overhead Bay Doors at Fire Station 7 located at Democracy Dr, east of Parkwood Blvd.

Project FAC-F-00137

Replace existing end of life roof at Fire Station 3 located at 3520 Sherrye Drive that was built in 1976.



EXPENDITURES	Prior Years	Re-Estimate	2024-25	2025-26	2026-27	2027-28	2028-29	Future Yrs	Total
Land	0	0	0	0	0	0	0	0	0
Design	0	0	0	0	0	0	0	0	0
Construction	0	0	380,000	0	0	0	0	0	380,000
Equipment	0	0	0	0	0	0	0	0	0
TOTAL	0	0	380,000	0	0	0	0	0	380,000

REVENUES	Prior Years	Re-Estimate	2024-25	2025-26	2026-27	2027-28	2028-29	Future Yrs	Total
Bond Funds	0	0	380,000	0	0	0	0	0	380,000
N/A	0	0	0	0	0	0	0	0	0
N/A	0	0	0	0	0	0	0	0	0
TOTAL	0	0	380,000	0	0	0	0	0	380,000

OPERATING BUDGET IMPACT	2024-25	2025-26	2026-27	2027-28	2028-29	Future Yrs	Total
	0	0	0	0	0	0	0

CITY OF PLANO

COMMUNITY INVESTMENT PROGRAM

Project Name: 059 - Fire Station 7 Re-Roof

Project Number: 280005

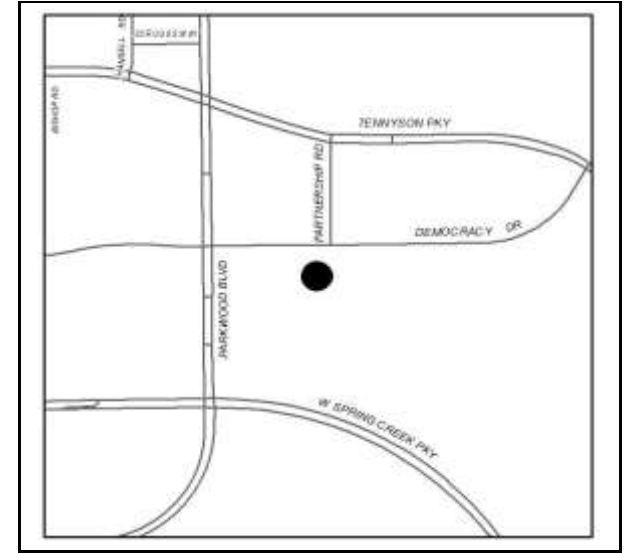
Start Date: Oct. 2021

Description:

Completion Date: Sep. 2025

Replace existing end of life roof at Fire Station 7 & former Police substation at Democracy Dr, east of Parkwood Blvd.

Project FAC-F-00139



EXPENDITURES	Prior Years	Re-Estimate	2024-25	2025-26	2026-27	2027-28	2028-29	Future Yrs	Total
Land	0	0	0	0	0	0	0	0	0
Design	0	0	0	0	0	0	0	0	0
Construction	0	0	0	350,000	0	0	0	0	350,000
Equipment	0	0	0	0	0	0	0	0	0
TOTAL	0	0	0	350,000	0	0	0	0	350,000

REVENUES	Prior Years	Re-Estimate	2024-25	2025-26	2026-27	2027-28	2028-29	Future Yrs	Total
Bond Funds	0	0	0	350,000	0	0	0	0	350,000
N/A	0	0	0	0	0	0	0	0	0
N/A	0	0	0	0	0	0	0	0	0
TOTAL	0	0	0	350,000	0	0	0	0	350,000

OPERATING BUDGET IMPACT	2024-25	2025-26	2026-27	2027-28	2028-29	Future Yrs	Total
	0	0	0	0	0	0	0

CITY OF PLANO

COMMUNITY INVESTMENT PROGRAM

Project Name: 17 Fire Training Center

Project Number: 10221

Start Date: Jul. 2017

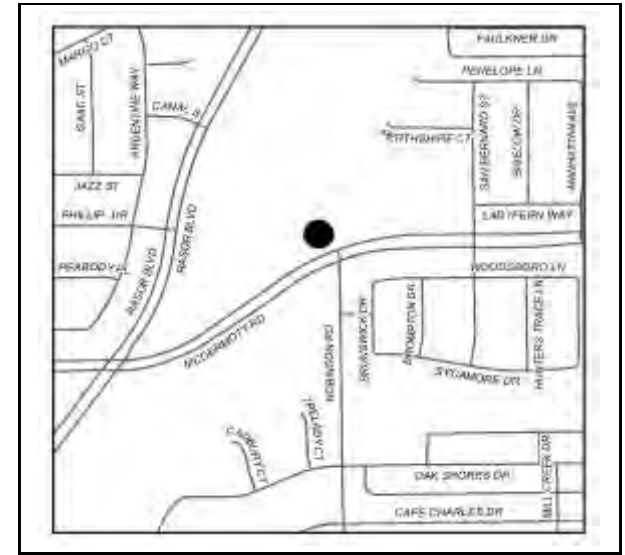
Description:

Completion Date: Sep. 2024

Design and construction of a training facility for Plano Fire-Rescue at the northwest corner of McDermott Road and Robinson Road

Architectural services awarded to Brinkley Sargent Wiginton Architects in February 2019.

Project FAC-F-6824



EXPENDITURES	Prior Years	Re-Estimate	2024-25	2025-26	2026-27	2027-28	2028-29	Future Yrs	Total
Land	5,283	0	0	0	0	0	0	0	5,283
Design	1,440,485	0	0	0	0	0	0	0	1,440,485
Construction	14,100,684	526,790	0	0	0	0	0	0	14,627,474
Equipment	40,144	0	0	0	0	0	0	0	40,144
TOTAL	15,586,596	526,790	0	0	0	0	0	0	16,113,386

REVENUES	Prior Years	Re-Estimate	2024-25	2025-26	2026-27	2027-28	2028-29	Future Yrs	Total
Bond Funds	15,586,596	526,790	0	0	0	0	0	0	16,113,386
N/A	0	0	0	0	0	0	0	0	0
N/A	0	0	0	0	0	0	0	0	0
TOTAL	15,586,596	526,790	0	0	0	0	0	0	16,113,386

OPERATING BUDGET IMPACT	2024-25	2025-26	2026-27	2027-28	2028-29	Future Yrs	Total
	0	0	0	0	45,111	0	45,111

CITY OF PLANO

COMMUNITY INVESTMENT PROGRAM

Project Name: 21 Fire Station 4 Restrooms

Project Number: 280001

Start Date: Oct. 2022

Description:

Completion Date: Mar. 2024

Renovate restrooms at Fire Station 4 located at 6000 Roundrock Drive that was built in 1978 and upgraded in 2002.

Project FAC-F-7617

(Migrated from previous account #10215)



EXPENDITURES	Prior Years	Re-Estimate	2024-25	2025-26	2026-27	2027-28	2028-29	Future Yrs	Total
Land	0	0	0	0	0	0	0	0	0
Design	0	0	0	0	0	0	0	0	0
Construction	0	0	292,097	0	0	0	0	0	292,097
Equipment	0	0	0	0	0	0	0	0	0
TOTAL	0	0	292,097	0	0	0	0	0	292,097

REVENUES	Prior Years	Re-Estimate	2024-25	2025-26	2026-27	2027-28	2028-29	Future Yrs	Total
Bond Funds	0	0	292,097	0	0	0	0	0	292,097
N/A	0	0	0	0	0	0	0	0	0
N/A	0	0	0	0	0	0	0	0	0
TOTAL	0	0	292,097	0	0	0	0	0	292,097

OPERATING BUDGET IMPACT	2024-25	2025-26	2026-27	2027-28	2028-29	Future Yrs	Total
	0	0	0	0	0	0	0

CITY OF PLANO

COMMUNITY INVESTMENT PROGRAM

Project Name: 21 Fire Station 5 Remodel

Project Number: 10205

Start Date: Oct. 2021

Description:

Completion Date: Mar. 2025

Remodeling and expansion of Fire Station 5 located at 5115 West Park Boulevard that was built in 1983 and upgraded in 1998. Improvements to include ICC 500 Storm Shelter room and new apparatus bay.

Project FAC-F-7493



EXPENDITURES	Prior Years	Re-Estimate	2024-25	2025-26	2026-27	2027-28	2028-29	Future Yrs	Total
Land	0	0	0	0	0	0	0	0	0
Design	443,448	0	0	0	0	0	0	0	443,448
Construction	812	5,152,573	6,403,569	0	0	0	0	0	11,556,954
Equipment	0	0	0	0	0	0	0	0	0
TOTAL	444,260	5,152,573	6,403,569	0	0	0	0	0	12,000,402

REVENUES	Prior Years	Re-Estimate	2024-25	2025-26	2026-27	2027-28	2028-29	Future Yrs	Total
Bond Funds	444,260	5,152,573	6,403,569	0	0	0	0	0	12,000,402
N/A	0	0	0	0	0	0	0	0	0
N/A	0	0	0	0	0	0	0	0	0
TOTAL	444,260	5,152,573	6,403,569	0	0	0	0	0	12,000,402

OPERATING BUDGET IMPACT	2024-25	2025-26	2026-27	2027-28	2028-29	Future Yrs	Total
	8,653	0	0	0	28,577	0	37,230

CITY OF PLANO

COMMUNITY INVESTMENT PROGRAM

Project Name: 21 Fire Station 8 Remodel

Project Number: 10208

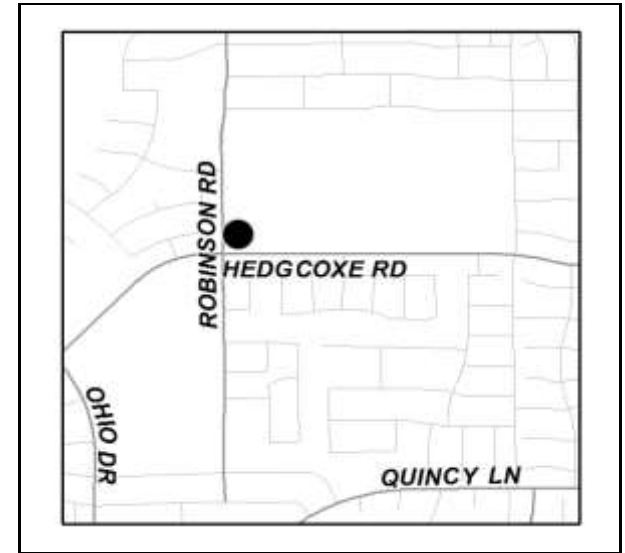
Start Date: Oct. 2023

Description:

Completion Date: Oct. 2025

Remodeling and expansion of Fire Station 8, located at 4621 Hedgcoxe Rd, that was built in 1994 to include ICC 500 Storm Shelter room and new apparatus bay

Project FAC-F-7479



EXPENDITURES	Prior Years	Re-Estimate	2024-25	2025-26	2026-27	2027-28	2028-29	Future Yrs	Total
Land	0	0	0	0	0	0	0	0	0
Design	0	0	775,000	0	0	0	0	0	775,000
Construction	0	0	0	7,390,000	0	0	0	0	7,390,000
Equipment	0	0	0	0	0	0	0	0	0
TOTAL	0	0	775,000	7,390,000	0	0	0	0	8,165,000

REVENUES	Prior Years	Re-Estimate	2024-25	2025-26	2026-27	2027-28	2028-29	Future Yrs	Total
Bond Funds	0	0	775,000	7,390,000	0	0	0	0	8,165,000
N/A	0	0	0	0	0	0	0	0	0
N/A	0	0	0	0	0	0	0	0	0
TOTAL	0	0	775,000	7,390,000	0	0	0	0	8,165,000

OPERATING BUDGET IMPACT	2024-25	2025-26	2026-27	2027-28	2028-29	Future Yrs	Total
	6,135	6,135	0	0	0	0	12,270

CITY OF PLANO

COMMUNITY INVESTMENT PROGRAM

Project Name: 21 City Council Chambers Renovation

Project Number: 11211

Start Date: Aug. 2021

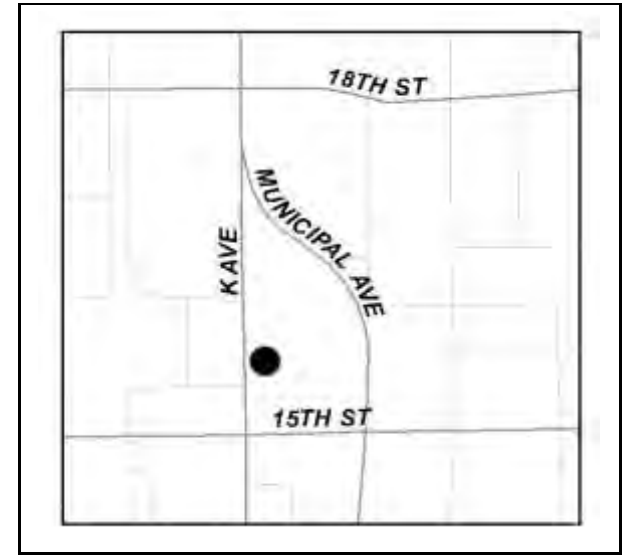
Description:

Completion Date: Mar. 2025

Renovate Council Chambers to improve acoustics, replace audio/visual equipment, upgrade dais accessibility and mobility, improve lighting.

This project will also utilize \$1.143M in PEG funding from the Plano Television (PTV) Fund for the purchase of equipment used to broadcast public meetings.

Project FAC-F-7364



EXPENDITURES	Prior Years	Re-Estimate	2024-25	2025-26	2026-27	2027-28	2028-29	Future Yrs	Total
Land	0	0	0	0	0	0	0	0	0
Design	329,177	0	0	0	0	0	0	0	329,177
Construction	70,646	3,946,475	1,235,838	0	0	0	0	0	5,252,959
Equipment	132,992	0	0	0	0	0	0	0	132,992
TOTAL	532,815	3,946,475	1,235,838	0	0	0	0	0	5,715,128

REVENUES	Prior Years	Re-Estimate	2024-25	2025-26	2026-27	2027-28	2028-29	Future Yrs	Total
Bond Funds	532,815	3,946,475	1,235,838	0	0	0	0	0	5,715,128
N/A	0	0	0	0	0	0	0	0	0
N/A	0	0	0	0	0	0	0	0	0
TOTAL	532,815	3,946,475	1,235,838	0	0	0	0	0	5,715,128

OPERATING BUDGET IMPACT	2024-25	2025-26	2026-27	2027-28	2028-29	Future Yrs	Total
	0	0	0	0	0	0	0

CITY OF PLANO

COMMUNITY INVESTMENT PROGRAM

Project Name: Parkway Service & Fleet Service Ctr Renovation

Project Number: 310001

Start Date: Oct. 2023

Description:

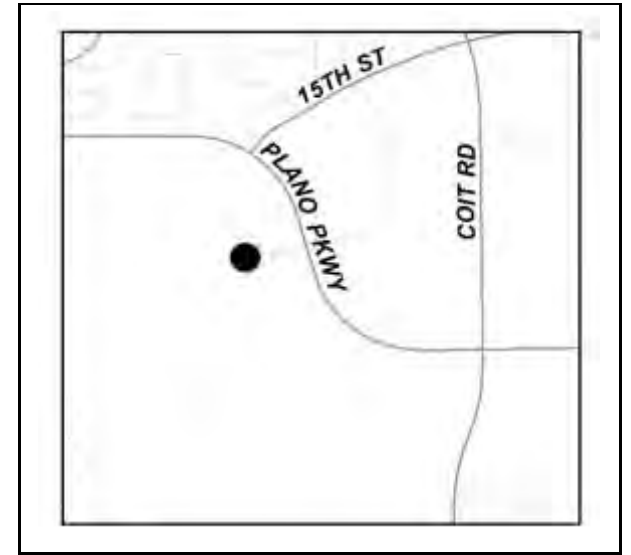
Completion Date: Jun. 2026

Renovation of facilities at the Parkway Service Center used by Plano Public Works and Health Departments, including the facility used to repair and maintain city vehicles at 4120 West Plano Parkway. This project will also utilize 2017 bond funding.

Project FAC-F-7266

(Migrated from previous account #15191)

(See also Service Center Facilities CIP #590002).



EXPENDITURES	Prior Years	Re-Estimate	2024-25	2025-26	2026-27	2027-28	2028-29	Future Yrs	Total
Land	0	0	0	0	0	0	0	0	0
Design	863,527	641,620	0	0	0	0	0	0	1,505,147
Construction	91,722	0	0	1,018,785	3,215,945	0	0	0	4,326,452
Equipment	0	0	0	0	0	0	0	0	0
TOTAL	955,249	641,620	0	1,018,785	3,215,945	0	0	0	5,831,599

REVENUES	Prior Years	Re-Estimate	2024-25	2025-26	2026-27	2027-28	2028-29	Future Yrs	Total
Bond Funds	955,249	641,620	0	1,018,785	3,215,945	0	0	0	5,831,599
N/A	0	0	0	0	0	0	0	0	0
N/A	0	0	0	0	0	0	0	0	0
TOTAL	955,249	641,620	0	1,018,785	3,215,945	0	0	0	5,831,599

OPERATING BUDGET IMPACT	2024-25	2025-26	2026-27	2027-28	2028-29	Future Yrs	Total
	5,349	0	0	0	10,643	0	15,992

CITY OF PLANO

COMMUNITY INVESTMENT PROGRAM

Project Name: 17 Fleet Service Center

Project Number: 590002

Start Date: Oct. 2022

Description:

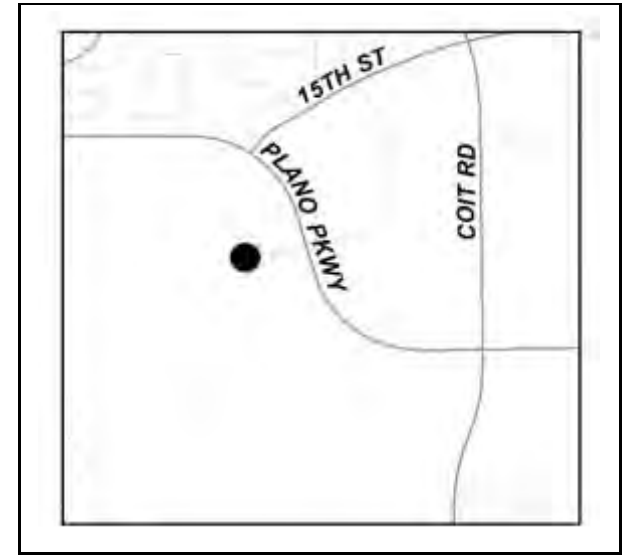
Completion Date: Jun. 2026

Renovation of facilities at the Parkway Service Center used to maintain and repair Plano Police Department vehicles, Plano Fire-Rescue apparatus and other City of Plano vehicles. This project will take place in conjunction with renovation of the Parkway Service Center funded in the 2019 Bond Referendum.

Project FAC-F-7266

(Migrated from previous account #59171)

(See also Municipal Facilities CIP #310001)



EXPENDITURES	Prior Years	Re-Estimate	2024-25	2025-26	2026-27	2027-28	2028-29	Future Yrs	Total
Land	0	0	0	0	0	0	0	0	0
Design	0	0	0	0	0	0	0	0	0
Construction	0	0	0	1,046,179	0	0	0	0	1,046,179
Equipment	0	0	0	0	0	0	0	0	0
TOTAL	0	0	0	1,046,179	0	0	0	0	1,046,179

REVENUES	Prior Years	Re-Estimate	2024-25	2025-26	2026-27	2027-28	2028-29	Future Yrs	Total
Bond Funds	0	0	0	1,046,179	0	0	0	0	1,046,179
N/A	0	0	0	0	0	0	0	0	0
N/A	0	0	0	0	0	0	0	0	0
TOTAL	0	0	0	1,046,179	0	0	0	0	1,046,179

OPERATING BUDGET IMPACT	2024-25	2025-26	2026-27	2027-28	2028-29	Future Yrs	Total
	0	0	0	0	0	0	0

CITY OF PLANO

COMMUNITY INVESTMENT PROGRAM

Project Name: 2021 Fueling Stations

Project Number: 590001

Start Date: May. 2022

Description:

Completion Date: Sep. 2025

Funding to construct fueling sites for city vehicles and equipment.

Project FAC-F-7523

(Migrated from previous account #59211)



EXPENDITURES	Prior Years	Re-Estimate	2024-25	2025-26	2026-27	2027-28	2028-29	Future Yrs	Total
Land	0	0	0	0	0	0	0	0	0
Design	118,268	274,508	0	0	0	0	0	0	392,776
Construction	0	0	3,737,225	0	0	0	0	0	3,737,225
Equipment	0	0	0	0	0	0	0	0	0
TOTAL	118,268	274,508	3,737,225	0	0	0	0	0	4,130,001

REVENUES	Prior Years	Re-Estimate	2024-25	2025-26	2026-27	2027-28	2028-29	Future Yrs	Total
Bond Funds	118,268	274,508	3,737,225	0	0	0	0	0	4,130,001
N/A	0	0	0	0	0	0	0	0	0
N/A	0	0	0	0	0	0	0	0	0
TOTAL	118,268	274,508	3,737,225	0	0	0	0	0	4,130,001

OPERATING BUDGET IMPACT	2024-25	2025-26	2026-27	2027-28	2028-29	Future Yrs	Total
	0	0	0	0	0	0	0

Park Improvement Projects

Project		Prior Yrs	Re-Est	2024-25	2025-26	2026-27	2027-28	2028-29	Future	Total
22408	13 Recreational Trails	7,132,003	11,902	0	0	0	0	0	0	7,143,905
22176	17 Harrington Park	79,888	302,812	2,549,569	2,451,159	0	0	0	0	5,383,428
22173	17 Jack Carter Park Improvements	832,753	3,779,653	0	0	0	0	0	0	4,612,406
320015	17 Land Acquisitions	1,802,846	5,382,555	0	0	0	0	0	0	7,185,401
22179	17 Los Rios Park, Phase I	1,599,784	225,913	1,424,984	0	0	0	0	0	3,250,681
320025	17 Oak Point Park & Nature Preserve	4,250	324,456	3,900,000	2,798,348	0	0	0	0	7,027,054
320016	17 Park Improvements	57,196	17,274	750,000	474,055	0	0	0	0	1,298,525
320018	19 Community Park Renovations	131,389	138,650	0	0	0	0	0	0	270,039
22192	19 Neighborhood Park Renovations	546,502	6,500	0	0	0	0	0	0	553,002
320017	19 Park Restroom Replacements	0	82,190	0	0	0	0	0	0	82,190
22195	19 Trail Replacements	1,027,208	13,100	0	0	0	0	0	0	1,040,308
320019	21 Athletic Field Improvements	0	0	100,000	1,024,225	0	0	0	0	1,124,225
28224	21 Courtyard Theater Windows	12,900	223,100	0	0	0	0	0	0	236,000
320021	21 Irrigation Renovations	0	0	0	580,769	0	0	0	0	580,769
23211	21 Maintenance Facility	278,821	869,529	9,570,777	2,741,221	0	0	0	0	13,460,348
28211	21 Oak Point Rec Center Lighting	3,780	21,371	0	0	0	0	0	0	25,151

Project	Prior Yrs	Re-Est	2024-25	2025-26	2026-27	2027-28	2028-29	Future	Total
320035 21 Park Improvements	0	1,100	1,000,000	1,000,000	1,000,000	998,800	0	0	3,999,900
22250 21 Plano Center Roof	295,529	118,973	0	0	0	0	0	0	414,502
320036 21 Recreational Trails	206,378	0	1,000,000	1,000,000	763,781	0	0	0	2,970,159
320050 25 Athletic Field Improvements	0	0	0	500,000	500,000	500,000	500,000	0	2,000,000
320038 25 Bruce Glasscock Park Improvements	0	100,000	900,000	9,219,983	0	0	0	0	10,219,983
320039 25 Community Park Renovations	0	0	0	6,000,000	6,000,000	6,000,000	7,080,000	0	25,080,000
320051 25 Land Acquisitions	0	0	0	16,000,000	24,000,000	1,500,000	1,500,000	0	43,000,000
320045 25 Neighborhood Park Renovations	0	0	0	2,425,000	2,425,000	2,425,000	2,425,000	0	9,700,000
320052 25 Park Improvements	0	0	0	1,250,000	1,250,000	1,250,000	1,250,000	0	5,000,000
320053 25 Recreational Trails	0	0	0	1,250,000	1,250,000	1,250,000	1,250,000	0	5,000,000
320033 AHNP Community Park Playground Reno	0	73,820	200,000	1,276,180	0	0	0	0	1,550,000
22216 Bob Woodruff Comm Park - North Core Renovat	593,616	1,147,723	4,985,751	0	0	0	0	0	6,727,090
22181 Bob Woodruff Dog Park Shade & Drainage Impr	68,405	293,295	600,000	0	0	0	0	0	961,700
326001 Bob Woodruff North Lighting Replacement	0	50,000	450,000	0	0	0	0	0	500,000
320055 Bob Woodruff South Eastern Boundary Survey	0	5,200	0	0	0	0	0	0	5,200
320005 Bob Woodruff South Restroom Replacement	0	349,878	1,291,308	0	0	0	0	0	1,641,186
320057 Bob Woodruff South Sidewalk Connection Park	0	322,000	0	0	0	0	0	0	322,000

Project		Prior Yrs	Re-Est	2024-25	2025-26	2026-27	2027-28	2028-29	Future	Total
22351	Bob Woodruff Trail Replacement North	92,563	322,527	1,000,000	1,330,923	0	0	0	0	2,746,013
22352	Bob Woodruff Trail Replacement Southwest	53,201	514,294	0	0	0	0	0	0	567,495
22501	Breckinridge Trail	18,426	6,900	0	0	0	0	0	0	25,326
320002	Breckinridge Trail Ext - Bradshaw Dr to Shiloh	0	0	980,000	3,136,000	0	0	0	0	4,116,000
22322	Caddo Neighborhood Park Renovation	1,360,883	3,635	0	0	0	0	0	0	1,364,518
22215	Chisholm Trail at 16th Street	0	346,472	0	0	0	0	0	0	346,472
22245	Chisholm Trail Extension - 15th	55,297	63,287	267,428	0	0	0	0	0	386,012
22218	Chisholm Trail Replacement - Spring Creek Pkw	122,906	373,088	1,000,000	0	0	0	0	0	1,495,994
22350	Cottonwood Creek Trail & Oak Point Park Trail	751,829	3,208	0	0	0	0	0	0	755,037
22355	Cottonwood Creek Trail South LOMR	62,876	22,039	0	0	0	0	0	0	84,915
28215	Coyote Creek Irrigation Reno	612,455	164,923	0	0	0	0	0	0	777,378
324501	Economic Benefits Study Update	0	100,000	0	0	0	0	0	0	100,000
28216	Eldorado Park Irrigation Reno	120,665	327,740	0	0	0	0	0	0	448,405
27221	Enfield Park Restroom Buildings and Ballfields	200,551	381,649	6,140,000	2,200,407	0	0	0	0	8,922,607
22364	Evans Park Playground	120,787	635,042	0	0	0	0	0	0	755,829
22247	Glen Meadows Neighborhood Park Renovation	2,220	158,543	626,813	0	0	0	0	0	787,576
22278	Haggard Park Master Plan	21,555	51,720	0	0	0	0	0	0	73,275

Project		Prior Yrs	Re-Est	2024-25	2025-26	2026-27	2027-28	2028-29	Future	Total
329999	Hall Park	0	0	0	1,000,000	4,500,000	4,500,000	0	0	10,000,000
320024	Hidden Meadow Landscape & Irrigation Renovat	0	93,000	551,500	0	0	0	0	0	644,500
22244	High Point Restroom Reno	96,075	45,925	0	1,228,700	0	0	0	0	1,370,700
22240	Hoblitzelle East Community Park Reno	142,975	31,700	750,000	700,000	0	0	0	0	1,624,675
320006	Hoblitzelle Park Trail Extension at Hedgcoxe Ro	521,738	323,156	0	0	0	0	0	0	844,894
22320	Horseshoe Community Park Reno	64,985	186,225	1,250,000	1,311,573	0	0	0	0	2,812,783
28227	Legacy Trail Replacement @ Hegdecoxe	0	11,050	350,000	0	0	0	0	0	361,050
22217	Longhorn Neighborhood Park Reno	42,538	370,317	1,342,938	0	0	0	0	0	1,755,793
320014	Median Renovation Communications Pkwy & Pa	0	75,000	300,000	0	0	0	0	0	375,000
320054	Oak Point Land Acquisition	0	54,651	0	0	0	0	0	0	54,651
320059	Oak Point Recreation Center Outdoor Pool - CM	0	228,155	0	0	0	0	0	0	228,155
22246	Old Shepard Community Park Renovation	180,235	18,855	1,000,000	1,549,995	0	0	0	0	2,749,085
320060	Pecan Hollow Golf Course Improvements	0	16,000	0	0	0	0	0	0	16,000
320058	Pickle Ball Market Scan	0	42,000	0	0	0	0	0	0	42,000
320056	Pickleball Courts Conceptual Design	0	22,500	0	0	0	0	0	0	22,500
22354	Preston Ridge / Bluebonnet Intersection Trail Re	0	320,000	0	0	0	0	0	0	320,000
327501	Russell Creek Dumpster Enclosure	0	90,000	0	0	0	0	0	0	90,000

Project		Prior Yrs	Re-Est	2024-25	2025-26	2026-27	2027-28	2028-29	Future	Total
22219	Russell Creek Park Driveway / McDermott Repla	619,652	67,925	0	0	0	0	0	0	687,577
22349	Santa Fe Trail Replacement at Oak Grove	81,770	110,730	842,000	0	0	0	0	0	1,034,500
320023	Shoshoni Park Irrigation Reno	0	30,225	419,775	0	0	0	0	0	450,000
320013	Silver Line Rail Trail	0	1,700,877	0	0	0	0	0	0	1,700,877
320011	Tejas Neighborhood Park Reno	19,139	154,020	1,596,451	550,000	0	0	0	0	2,319,610
320004	Timber Brook Park Irrigation & Landscape Reno	0	48,500	734,782	0	0	0	0	0	783,282
321501	Tom Muchlenbeck Recreation Center Exterior Li	0	0	130,000	0	0	0	0	0	130,000
320007	West Park Blvd Median Renovation	57,100	591,248	0	0	0	0	0	0	648,348
22356	White Rock Trail Park LOMR	76,125	500	0	0	0	0	0	0	76,625
320010	Willow Creek East Trail Replacement	112,191	277,374	260,000	0	0	0	0	0	649,565
TOTAL		20,283,985	22,245,994	48,264,076	62,998,538	41,688,781	18,423,800	14,005,000	0	227,910,174

CITY OF PLANO

COMMUNITY INVESTMENT PROGRAM

Project Name: 13 Recreational Trails

Project Number: 22408

Start Date: Oct. 2014

Description:

Completion Date: Sep. 2023

Design and construction of recreational trails in accordance with the Park Master Plan and Bicycle Transportation Plan.



EXPENDITURES	Prior Years	Re-Estimate	2024-25	2025-26	2026-27	2027-28	2028-29	Future Yrs	Total
Land	412,372	0	0	0	0	0	0	0	412,372
Design	1,231,380	0	0	0	0	0	0	0	1,231,380
Construction	5,483,343	11,902	0	0	0	0	0	0	5,495,245
Equipment	4,908	0	0	0	0	0	0	0	4,908
TOTAL	7,132,003	11,902	0	0	0	0	0	0	7,143,905

REVENUES	Prior Years	Re-Estimate	2024-25	2025-26	2026-27	2027-28	2028-29	Future Yrs	Total
Bond Funds	6,196,237	11,902	0	0	0	0	0	0	6,208,139
County Grants	935,766	0	0	0	0	0	0	0	935,766
N/A	0	0	0	0	0	0	0	0	0
TOTAL	7,132,003	11,902	0	0	0	0	0	0	7,143,905

OPERATING BUDGET IMPACT	2024-25	2025-26	2026-27	2027-28	2028-29	Future Yrs	Total
	0	0	0	0	0	0	0

CITY OF PLANO

COMMUNITY INVESTMENT PROGRAM

Project Name: 17 Harrington Park

Project Number: 22176

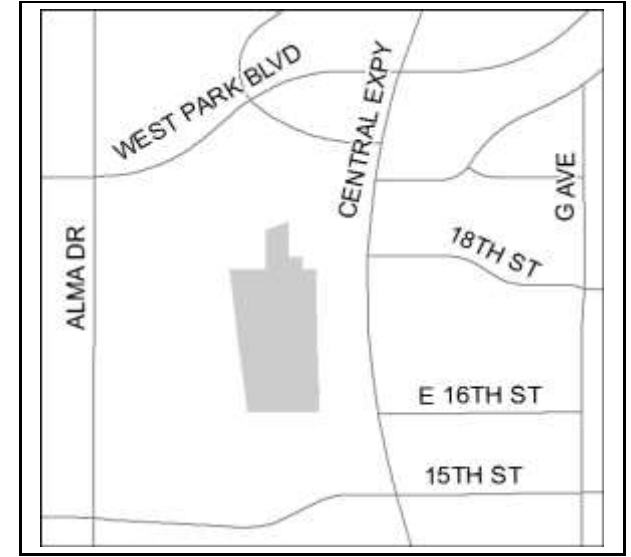
Start Date: Oct. 2017

Description:

Completion Date: Sep. 2025

Renovation of Harrington Park north of the Senior Recreation Center to include removal of the existing asphalt parking lot, placement of new concrete parking lot, recreational trail, turf irrigation and related improvements to potentially transition from a Community Park to Linear Park (City Project # 6920). Harrington Park is located at 401 West 16th Street.

Project PKR-P-7501



EXPENDITURES	Prior Years	Re-Estimate	2024-25	2025-26	2026-27	2027-28	2028-29	Future Yrs	Total
Land	0	0	0	0	0	0	0	0	0
Design	48,572	302,812	0	0	0	0	0	0	351,384
Construction	31,316	0	2,549,569	2,451,159	0	0	0	0	5,032,044
Equipment	0	0	0	0	0	0	0	0	0
TOTAL	79,888	302,812	2,549,569	2,451,159	0	0	0	0	5,383,428

REVENUES	Prior Years	Re-Estimate	2024-25	2025-26	2026-27	2027-28	2028-29	Future Yrs	Total
Bond Funds	79,888	302,812	2,549,569	2,451,159	0	0	0	0	5,383,428
N/A	0	0	0	0	0	0	0	0	0
N/A	0	0	0	0	0	0	0	0	0
TOTAL	79,888	302,812	2,549,569	2,451,159	0	0	0	0	5,383,428

OPERATING BUDGET IMPACT	2024-25	2025-26	2026-27	2027-28	2028-29	Future Yrs	Total
	0	0	0	0	0	0	0

CITY OF PLANO

COMMUNITY INVESTMENT PROGRAM

Project Name: 17 Jack Carter Park Improvements

Project Number: 22173

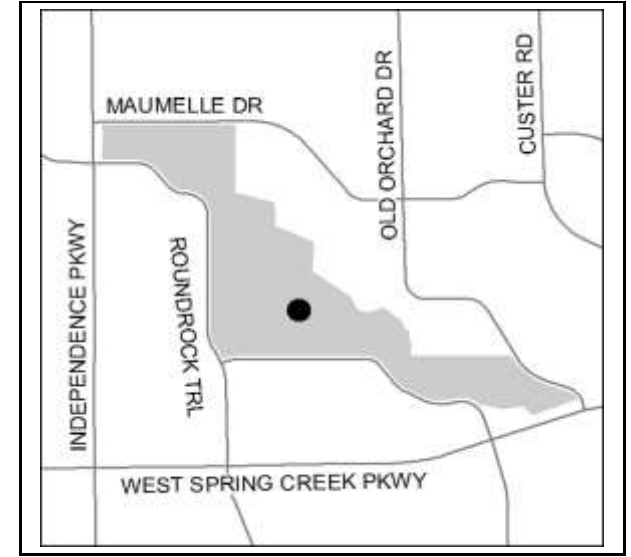
Start Date: Oct. 2017

Description:

Completion Date: Dec. 2025

Improvements to the community park located at 2800 Maumelle Drive that was established in 1992. This project includes restoration of the existing maintenance facility site, athletic field improvements, additional trails, sand volleyball courts, pickle ball courts and related park improvements identified in a Master Plan

Project PKR-P-7311



EXPENDITURES	Prior Years	Re-Estimate	2024-25	2025-26	2026-27	2027-28	2028-29	Future Yrs	Total
Land	32,100	0	0	0	0	0	0	0	32,100
Design	303,295	0	0	0	0	0	0	0	303,295
Construction	497,358	3,779,653	0	0	0	0	0	0	4,277,011
Equipment	0	0	0	0	0	0	0	0	0
TOTAL	832,753	3,779,653	0	0	0	0	0	0	4,612,406

REVENUES	Prior Years	Re-Estimate	2024-25	2025-26	2026-27	2027-28	2028-29	Future Yrs	Total
17 Bond Funds	832,753	3,779,653	0	0	0	0	0	0	4,612,406
N/A	0	0	0	0	0	0	0	0	0
N/A	0	0	0	0	0	0	0	0	0
TOTAL	832,753	3,779,653	0	0	0	0	0	0	4,612,406

OPERATING BUDGET IMPACT	2024-25	2025-26	2026-27	2027-28	2028-29	Future Yrs	Total
	0	0	0	0	0	0	0

CITY OF PLANO

COMMUNITY INVESTMENT PROGRAM

Project Name: 17 Land Acquisitions

Project Number: 320015

Start Date: Jun. 2023

Description:

Completion Date: Sep. 2027

Continued land acquisitions in accordance with the Parks, Recreation, Trails and Open Space Master Plan and to meet needs in underserved areas of the City.

Project PKR-P-00050

(Migrated from previous account #21171)



EXPENDITURES	Prior Years	Re-Estimate	2024-25	2025-26	2026-27	2027-28	2028-29	Future Yrs	Total
Land	1,799,846	5,382,555	0	0	0	0	0	0	7,182,401
Design	3,000	0	0	0	0	0	0	0	3,000
Construction	0	0	0	0	0	0	0	0	0
Equipment	0	0	0	0	0	0	0	0	0
TOTAL	1,802,846	5,382,555	0	0	0	0	0	0	7,185,401

REVENUES	Prior Years	Re-Estimate	2024-25	2025-26	2026-27	2027-28	2028-29	Future Yrs	Total
Bond Funds	1,802,846	5,382,555	0	0	0	0	0	0	7,185,401
N/A	0	0	0	0	0	0	0	0	0
N/A	0	0	0	0	0	0	0	0	0
TOTAL	1,802,846	5,382,555	0	0	0	0	0	0	7,185,401

OPERATING BUDGET IMPACT	2024-25	2025-26	2026-27	2027-28	2028-29	Future Yrs	Total
	0	0	0	0	0	0	0

CITY OF PLANO

COMMUNITY INVESTMENT PROGRAM

Project Name: 17 Los Rios Park, Phase I

Project Number: 22179

Start Date: Oct. 2017

Description:

Completion Date: Oct. 2023

Formerly Rowlett Creek Greenbelt. Conversion of the existing golf course to park improvements. Possible improvements may include trails, pavilions, restrooms and parking per the November 2017 Master Plan.

Project PKR-P-7202



EXPENDITURES	Prior Years	Re-Estimate	2024-25	2025-26	2026-27	2027-28	2028-29	Future Yrs	Total
Land	2,450	0	0	0	0	0	0	0	2,450
Design	594,437	0	0	0	0	0	0	0	594,437
Construction	1,002,897	225,913	1,424,984	0	0	0	0	0	2,653,794
Equipment	0	0	0	0	0	0	0	0	0
TOTAL	1,599,784	225,913	1,424,984	0	0	0	0	0	3,250,681

REVENUES	Prior Years	Re-Estimate	2024-25	2025-26	2026-27	2027-28	2028-29	Future Yrs	Total
17 Bond Funds	1,599,784	225,913	1,424,984	0	0	0	0	0	3,250,681
N/A	0	0	0	0	0	0	0	0	0
N/A	0	0	0	0	0	0	0	0	0
TOTAL	1,599,784	225,913	1,424,984	0	0	0	0	0	3,250,681

OPERATING BUDGET IMPACT	2024-25	2025-26	2026-27	2027-28	2028-29	Future Yrs	Total
	0	0	0	0	0	0	0

CITY OF PLANO

COMMUNITY INVESTMENT PROGRAM

Project Name: 17 Oak Point Park & Nature Preserve

Project Number: 320025

Start Date: Oct. 2017

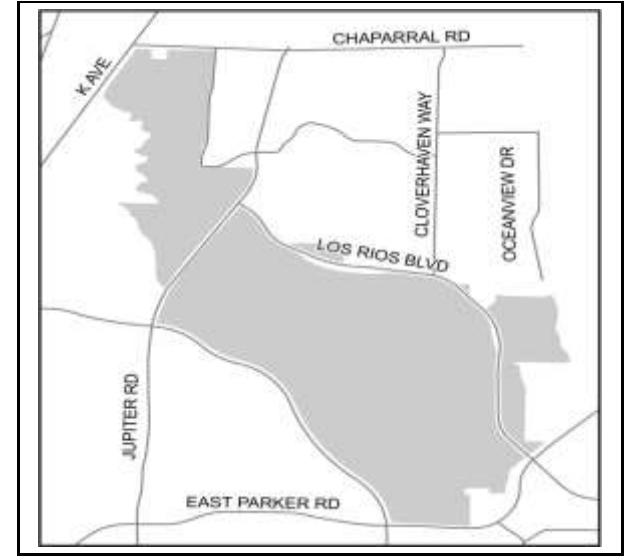
Description:

Completion Date: Sep. 2026

Additional funding to complete improvements such as trails, picnic areas, pavilions, canoe/kayak launch, trails, restrooms, trees, irrigation and related improvements as funding allows

Project PKR-P-00060

(Migrated from previous account #22177)



EXPENDITURES	Prior Years	Re-Estimate	2024-25	2025-26	2026-27	2027-28	2028-29	Future Yrs	Total
Land	0	0	0	0	0	0	0	0	0
Design	4,250	324,456	0	0	0	0	0	0	328,706
Construction	0	0	3,900,000	2,798,348	0	0	0	0	6,698,348
Equipment	0	0	0	0	0	0	0	0	0
TOTAL	4,250	324,456	3,900,000	2,798,348	0	0	0	0	7,027,054

REVENUES	Prior Years	Re-Estimate	2024-25	2025-26	2026-27	2027-28	2028-29	Future Yrs	Total
17 Bond Funds	4,250	324,456	3,900,000	2,798,348	0	0	0	0	7,027,054
N/A	0	0	0	0	0	0	0	0	0
N/A	0	0	0	0	0	0	0	0	0
TOTAL	4,250	324,456	3,900,000	2,798,348	0	0	0	0	7,027,054

OPERATING BUDGET IMPACT	2024-25	2025-26	2026-27	2027-28	2028-29	Future Yrs	Total
	0	0	0	0	0	0	0

CITY OF PLANO

COMMUNITY INVESTMENT PROGRAM

Project Name: 17 Park Improvements

Project Number: 320016

Start Date: Jun. 2023

Description:

Completion Date: Sep. 2026

Continued development of parks throughout the City to include trails, trees, playgrounds, lighting, benches, restrooms, picnic areas and other related park improvements. This includes funding to respond to public requests or to respond to needs that are unforeseen at this time. It also includes funding to master plan future parks and facilities.

Project PKR-P-00051

(Migrated from previous account #22170)



EXPENDITURES	Prior Years	Re-Estimate	2024-25	2025-26	2026-27	2027-28	2028-29	Future Yrs	Total
Land	0	0	0	0	0	0	0	0	0
Design	30,396	17,274	0	0	0	0	0	0	47,670
Construction	26,800	0	750,000	474,055	0	0	0	0	1,250,855
Equipment	0	0	0	0	0	0	0	0	0
TOTAL	57,196	17,274	750,000	474,055	0	0	0	0	1,298,525

REVENUES	Prior Years	Re-Estimate	2024-25	2025-26	2026-27	2027-28	2028-29	Future Yrs	Total
Bond Funds	57,196	17,274	750,000	474,055	0	0	0	0	1,298,525
N/A	0	0	0	0	0	0	0	0	0
N/A	0	0	0	0	0	0	0	0	0
TOTAL	57,196	17,274	750,000	474,055	0	0	0	0	1,298,525

OPERATING BUDGET IMPACT	2024-25	2025-26	2026-27	2027-28	2028-29	Future Yrs	Total
	0	0	0	0	0	0	0

CITY OF PLANO

COMMUNITY INVESTMENT PROGRAM

Project Name: 19 Community Park Renovations

Project Number: 320018

Start Date: Jun. 2023

Description:

Completion Date: Mar. 2027

Renovations and replacements of playgrounds, sidewalks, shelters, drinking fountains, lighting, irrigation, drainage improvements and accessibility renovations.

Project PKR-P-00053

(Migrated from previous account #22191)



EXPENDITURES	Prior Years	Re-Estimate	2024-25	2025-26	2026-27	2027-28	2028-29	Future Yrs	Total
Land	0	0	0	0	0	0	0	0	0
Design	263	0	0	0	0	0	0	0	263
Construction	131,126	138,650	0	0	0	0	0	0	269,776
Equipment	0	0	0	0	0	0	0	0	0
TOTAL	131,389	138,650	0	0	0	0	0	0	270,039

REVENUES	Prior Years	Re-Estimate	2024-25	2025-26	2026-27	2027-28	2028-29	Future Yrs	Total
Bond Funds	131,389	138,650	0	0	0	0	0	0	270,039
N/A	0	0	0	0	0	0	0	0	0
N/A	0	0	0	0	0	0	0	0	0
TOTAL	131,389	138,650	0	0	0	0	0	0	270,039

OPERATING BUDGET IMPACT	2024-25	2025-26	2026-27	2027-28	2028-29	Future Yrs	Total
	0	0	0	0	0	0	0

CITY OF PLANO

COMMUNITY INVESTMENT PROGRAM

Project Name: 19 Neighborhood Park Renovations

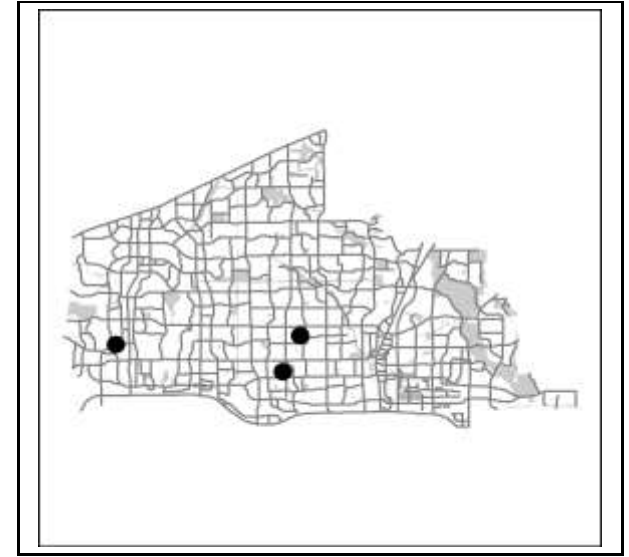
Project Number: 22192

Start Date: Oct. 2019

Description:

Completion Date: Sep. 2022

Renovations and replacements of playgrounds, sidewalks, shelters, drinking fountains, lighting, irrigation, drainage improvements and accessibility renovations.



EXPENDITURES	Prior Years	Re-Estimate	2024-25	2025-26	2026-27	2027-28	2028-29	Future Yrs	Total
Land	0	0	0	0	0	0	0	0	0
Design	284,493	0	0	0	0	0	0	0	284,493
Construction	262,009	6,500	0	0	0	0	0	0	268,509
Equipment	0	0	0	0	0	0	0	0	0
TOTAL	546,502	6,500	0	0	0	0	0	0	553,002

REVENUES	Prior Years	Re-Estimate	2024-25	2025-26	2026-27	2027-28	2028-29	Future Yrs	Total
Bond Funds	546,502	6,500	0	0	0	0	0	0	553,002
N/A	0	0	0	0	0	0	0	0	0
N/A	0	0	0	0	0	0	0	0	0
TOTAL	546,502	6,500	0	0	0	0	0	0	553,002

OPERATING BUDGET IMPACT	2024-25	2025-26	2026-27	2027-28	2028-29	Future Yrs	Total
	0	0	0	0	0	0	0

CITY OF PLANO

COMMUNITY INVESTMENT PROGRAM

Project Name: 19 Park Restroom Replacements

Project Number: 320017

Start Date: Jun. 2023

Description:

Completion Date: Sep. 2027

Design and construction of replacement restrooms.

Project PKR-P-00052

(Migrated from previous account #22194)



EXPENDITURES	Prior Years	Re-Estimate	2024-25	2025-26	2026-27	2027-28	2028-29	Future Yrs	Total
Land	0	0	0	0	0	0	0	0	0
Design	0	0	0	0	0	0	0	0	0
Construction	0	82,190	0	0	0	0	0	0	82,190
Equipment	0	0	0	0	0	0	0	0	0
TOTAL	0	82,190	0	0	0	0	0	0	82,190

REVENUES	Prior Years	Re-Estimate	2024-25	2025-26	2026-27	2027-28	2028-29	Future Yrs	Total
Bond Funds	0	82,190	0	0	0	0	0	0	82,190
N/A	0	0	0	0	0	0	0	0	0
N/A	0	0	0	0	0	0	0	0	0
TOTAL	0	82,190	0	0	0	0	0	0	82,190

OPERATING BUDGET IMPACT	2024-25	2025-26	2026-27	2027-28	2028-29	Future Yrs	Total
	0	0	0	0	0	0	0

CITY OF PLANO

COMMUNITY INVESTMENT PROGRAM

Project Name: 19 Trail Replacements

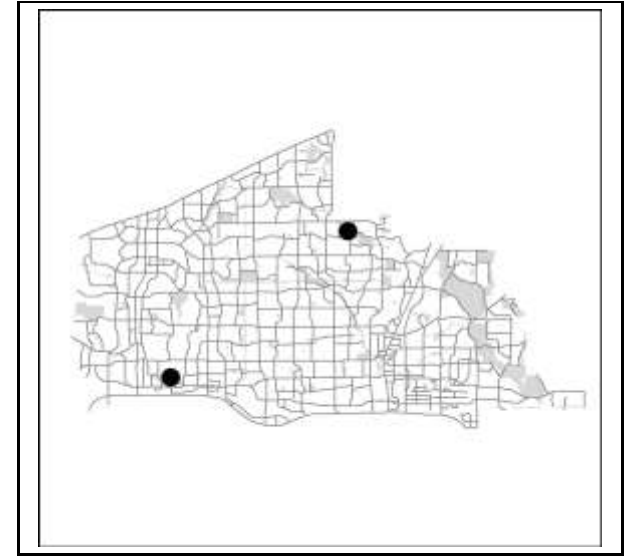
Project Number: 22195

Start Date: Oct. 2019

Description:

Completion Date: Nov. 2022

The Plano Trail System has 85 miles of trail. Of these, 24.66 miles (29%) are 30 years and older, 14.64 (17%) miles are 20-30 years old, and the remaining 45.82 miles (54%) are under 19 years old. The life span of concrete trail is approximately 35 years.



EXPENDITURES	Prior Years	Re-Estimate	2024-25	2025-26	2026-27	2027-28	2028-29	Future Yrs	Total
Land	0	0	0	0	0	0	0	0	0
Design	205,196	0	0	0	0	0	0	0	205,196
Construction	822,012	13,100	0	0	0	0	0	0	835,112
Equipment	0	0	0	0	0	0	0	0	0
TOTAL	1,027,208	13,100	0	0	0	0	0	0	1,040,308

REVENUES	Prior Years	Re-Estimate	2024-25	2025-26	2026-27	2027-28	2028-29	Future Yrs	Total
Bond Funds	1,027,208	13,100	0	0	0	0	0	0	1,040,308
N/A	0	0	0	0	0	0	0	0	0
N/A	0	0	0	0	0	0	0	0	0
TOTAL	1,027,208	13,100	0	0	0	0	0	0	1,040,308

OPERATING BUDGET IMPACT	2024-25	2025-26	2026-27	2027-28	2028-29	Future Yrs	Total
	0	0	0	0	0	0	0

CITY OF PLANO

COMMUNITY INVESTMENT PROGRAM

Project Name: 21 Athletic Field Improvements

Project Number: 320019

Start Date: Jun. 2023

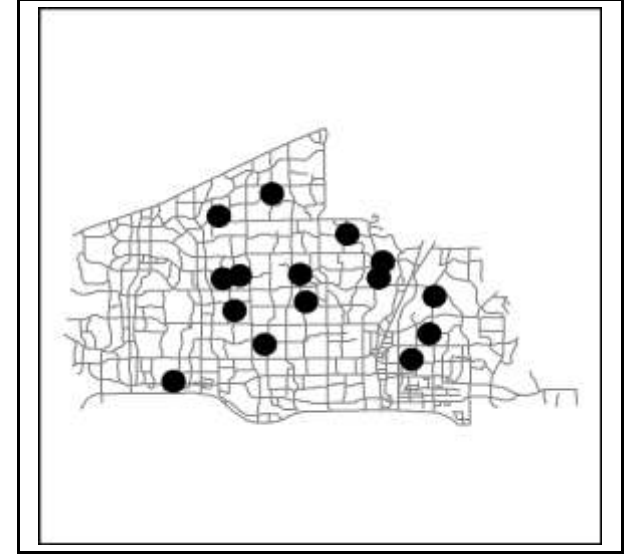
Description:

Completion Date: Sep. 2026

Additional athletic field lighting on previously unlighted fields, additional fencing, addition of synthetic turf practice areas, restroom improvements, new irrigation systems, additional spectator fabric shade structures and related improvements at existing athletic sites.

Project PKR-P-00054

(Migrated from previous account #22172)



EXPENDITURES	Prior Years	Re-Estimate	2024-25	2025-26	2026-27	2027-28	2028-29	Future Yrs	Total
Land	0	0	0	0	0	0	0	0	0
Design	0	0	0	0	0	0	0	0	0
Construction	0	0	100,000	1,024,225	0	0	0	0	1,124,225
Equipment	0	0	0	0	0	0	0	0	0
TOTAL	0	0	100,000	1,024,225	0	0	0	0	1,124,225

REVENUES	Prior Years	Re-Estimate	2024-25	2025-26	2026-27	2027-28	2028-29	Future Yrs	Total
21 Bond Funds	0	0	100,000	1,024,225	0	0	0	0	1,124,225
N/A	0	0	0	0	0	0	0	0	0
N/A	0	0	0	0	0	0	0	0	0
TOTAL	0	0	100,000	1,024,225	0	0	0	0	1,124,225

OPERATING BUDGET IMPACT	2024-25	2025-26	2026-27	2027-28	2028-29	Future Yrs	Total
	0	0	0	0	0	0	0

CITY OF PLANO

COMMUNITY INVESTMENT PROGRAM

Project Name: 21 Courtyard Theater Windows

Project Number: 28224

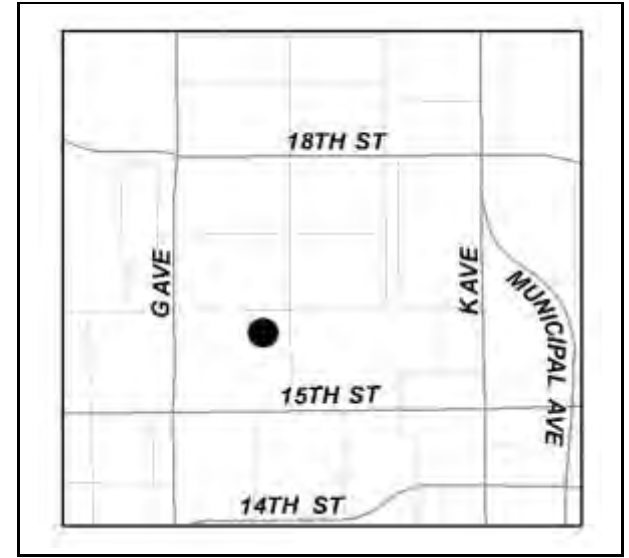
Start Date: Oct. 2022

Description:

Completion Date: Sep. 2024

Window Replacement to fix water issues.

Project FAC-F-7629



EXPENDITURES	Prior Years	Re-Estimate	2024-25	2025-26	2026-27	2027-28	2028-29	Future Yrs	Total
Land	0	0	0	0	0	0	0	0	0
Design	12,900	0	0	0	0	0	0	0	12,900
Construction	0	223,100	0	0	0	0	0	0	223,100
Equipment	0	0	0	0	0	0	0	0	0
TOTAL	12,900	223,100	0	0	0	0	0	0	236,000

REVENUES	Prior Years	Re-Estimate	2024-25	2025-26	2026-27	2027-28	2028-29	Future Yrs	Total
Bond Funds	12,900	223,100	0	0	0	0	0	0	236,000
N/A	0	0	0	0	0	0	0	0	0
N/A	0	0	0	0	0	0	0	0	0
TOTAL	12,900	223,100	0	0	0	0	0	0	236,000

OPERATING BUDGET IMPACT	2024-25	2025-26	2026-27	2027-28	2028-29	Future Yrs	Total
	0	0	0	0	0	0	0

CITY OF PLANO

COMMUNITY INVESTMENT PROGRAM

Project Name: 21 Irrigation Renovations

Project Number: 320021

Start Date: Oct. 2021

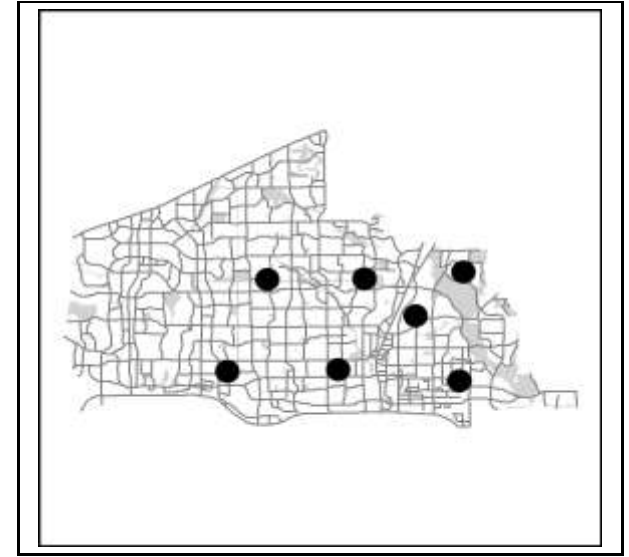
Description:

Completion Date: Sep. 2026

Renovate poorly functioning, inefficient park irrigation systems and associated turf areas.

Project PKR-P-00056

(Migrated from previous account #28212)



EXPENDITURES	Prior Years	Re-Estimate	2024-25	2025-26	2026-27	2027-28	2028-29	Future Yrs	Total
Land	0	0	0	0	0	0	0	0	0
Design	0	0	0	0	0	0	0	0	0
Construction	0	0	0	580,769	0	0	0	0	580,769
Equipment	0	0	0	0	0	0	0	0	0
TOTAL	0	0	0	580,769	0	0	0	0	580,769

REVENUES	Prior Years	Re-Estimate	2024-25	2025-26	2026-27	2027-28	2028-29	Future Yrs	Total
21 Bond Funds	0	0	0	580,769	0	0	0	0	580,769
N/A	0	0	0	0	0	0	0	0	0
N/A	0	0	0	0	0	0	0	0	0
TOTAL	0	0	0	580,769	0	0	0	0	580,769

OPERATING BUDGET IMPACT	2024-25	2025-26	2026-27	2027-28	2028-29	Future Yrs	Total
	0	0	0	0	0	0	0

CITY OF PLANO

COMMUNITY INVESTMENT PROGRAM

Project Name: 21 Maintenance Facility

Project Number: 23211

Start Date: Oct. 2022

Description:

Completion Date: Sep. 2026

A maintenance facility east of 75 to replace the 40 year old Schell Maintenance Facility per the Parks, Recreation, Trails & Open Space Master Plan. Cost is based on rough approximations from similar projects and has not been specifically studied. Location not determined.

Project FAC-F-7524



EXPENDITURES	Prior Years	Re-Estimate	2024-25	2025-26	2026-27	2027-28	2028-29	Future Yrs	Total
Land	0	0	0	0	0	0	0	0	0
Design	278,821	0	0	0	0	0	0	0	278,821
Construction	0	869,529	9,570,777	2,741,221	0	0	0	0	13,181,527
Equipment	0	0	0	0	0	0	0	0	0
TOTAL	278,821	869,529	9,570,777	2,741,221	0	0	0	0	13,460,348

REVENUES	Prior Years	Re-Estimate	2024-25	2025-26	2026-27	2027-28	2028-29	Future Yrs	Total
Bond Funds	278,821	869,529	9,570,777	2,741,221	0	0	0	0	13,460,348
N/A	0	0	0	0	0	0	0	0	0
N/A	0	0	0	0	0	0	0	0	0
TOTAL	278,821	869,529	9,570,777	2,741,221	0	0	0	0	13,460,348

OPERATING BUDGET IMPACT	2024-25	2025-26	2026-27	2027-28	2028-29	Future Yrs	Total
	24,815	25,221	0	0	0	0	50,036

CITY OF PLANO

COMMUNITY INVESTMENT PROGRAM

Project Name: 21 Oak Point Rec Center Lighting

Project Number: 28211

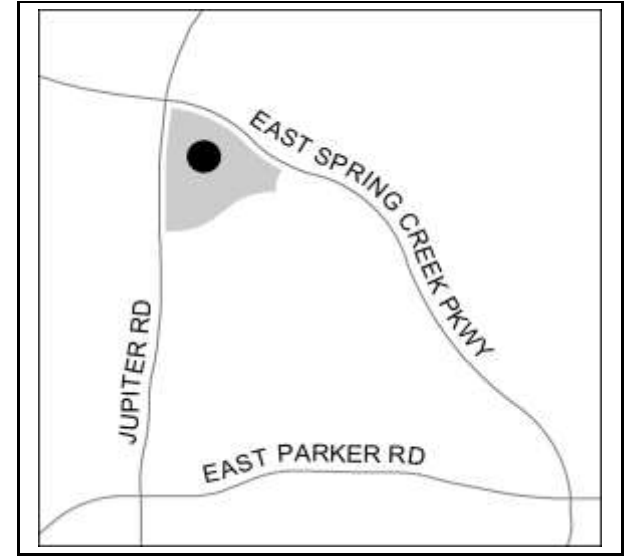
Start Date: Oct. 2021

Description:

Completion Date: Sep. 2024

Replace existing High Intensity Discharge parking lot lighting with energy efficient LEDs and new poles at Oak Point Recreation Center.

Project FAC-F-7454



EXPENDITURES	Prior Years	Re-Estimate	2024-25	2025-26	2026-27	2027-28	2028-29	Future Yrs	Total
Land	0	0	0	0	0	0	0	0	0
Design	3,780	0	0	0	0	0	0	0	3,780
Construction	0	21,371	0	0	0	0	0	0	21,371
Equipment	0	0	0	0	0	0	0	0	0
TOTAL	3,780	21,371	0	0	0	0	0	0	25,151

REVENUES	Prior Years	Re-Estimate	2024-25	2025-26	2026-27	2027-28	2028-29	Future Yrs	Total
21 Bond Funds	3,780	21,371	0	0	0	0	0	0	25,151
N/A	0	0	0	0	0	0	0	0	0
N/A	0	0	0	0	0	0	0	0	0
TOTAL	3,780	21,371	0	0	0	0	0	0	25,151

OPERATING BUDGET IMPACT	2024-25	2025-26	2026-27	2027-28	2028-29	Future Yrs	Total
	-1,545	0	0	0	0	0	-1,545

CITY OF PLANO

COMMUNITY INVESTMENT PROGRAM

Project Name: 21 Park Improvements

Project Number: 320035

Start Date: Oct. 2021

Description:

Completion Date: Sep. 2028

Continued development of parks throughout the city to include sidewalk completions, park walkways, trees, playground expansions, lighting, benches, restrooms, picnic areas and other related park improvements. Includes funding to respond to public requests or to respond to needs that are unforeseen at the time of bond creation. Includes funding to master plan future parks, facilities and to conduct studies/analyses where needed..

Project PKR-P-00070

(Migrated from previous account #22214)



EXPENDITURES	Prior Years	Re-Estimate	2024-25	2025-26	2026-27	2027-28	2028-29	Future Yrs	Total
Land	0	0	0	0	0	0	0	0	0
Design	0	0	0	0	0	0	0	0	0
Construction	0	1,100	1,000,000	1,000,000	1,000,000	998,800	0	0	3,999,900
Equipment	0	0	0	0	0	0	0	0	0
TOTAL	0	1,100	1,000,000	1,000,000	1,000,000	998,800	0	0	3,999,900

REVENUES	Prior Years	Re-Estimate	2024-25	2025-26	2026-27	2027-28	2028-29	Future Yrs	Total
Bond Funds	0	1,100	1,000,000	1,000,000	1,000,000	998,800	0	0	3,999,900
N/A	0	0	0	0	0	0	0	0	0
N/A	0	0	0	0	0	0	0	0	0
TOTAL	0	1,100	1,000,000	1,000,000	1,000,000	998,800	0	0	3,999,900

OPERATING BUDGET IMPACT	2024-25	2025-26	2026-27	2027-28	2028-29	Future Yrs	Total
	0	0	0	0	0	0	0

CITY OF PLANO

COMMUNITY INVESTMENT PROGRAM

Project Name: 21 Plano Center Roof

Project Number: 22250

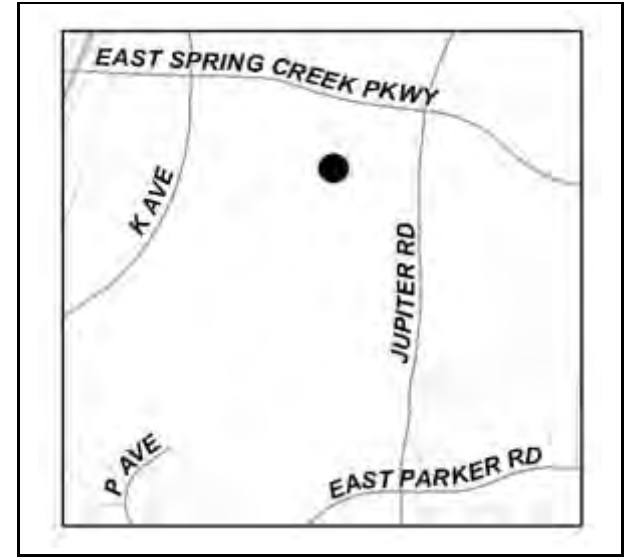
Start Date: Oct. 2021

Description:

Completion Date: May. 2024

Partial replacement of the roof of the Plano Center facility located at 2000 East Spring Creek Parkway.

Project FAC-F-7595



EXPENDITURES	Prior Years	Re-Estimate	2024-25	2025-26	2026-27	2027-28	2028-29	Future Yrs	Total
Land	0	0	0	0	0	0	0	0	0
Design	29,850	0	0	0	0	0	0	0	29,850
Construction	265,679	118,973	0	0	0	0	0	0	384,652
Equipment	0	0	0	0	0	0	0	0	0
TOTAL	295,529	118,973	0	0	0	0	0	0	414,502

REVENUES	Prior Years	Re-Estimate	2024-25	2025-26	2026-27	2027-28	2028-29	Future Yrs	Total
21 Bond Funds	295,529	118,973	0	0	0	0	0	0	414,502
N/A	0	0	0	0	0	0	0	0	0
N/A	0	0	0	0	0	0	0	0	0
TOTAL	295,529	118,973	0	0	0	0	0	0	414,502

OPERATING BUDGET IMPACT	2024-25	2025-26	2026-27	2027-28	2028-29	Future Yrs	Total
	0	0	0	0	0	0	0

CITY OF PLANO

COMMUNITY INVESTMENT PROGRAM

Project Name: 21 Recreational Trails

Project Number: 320036

Start Date: Oct. 2021

Description:

Completion Date: Sep. 2027

Continued development of the recreational trail system throughout the City in accordance with the Parks, Recreation, Trails & Open Space Master Plan Bicycle Transportation map.

Project PKR-P-00071

(Migrated from previous account #22215)



EXPENDITURES	Prior Years	Re-Estimate	2024-25	2025-26	2026-27	2027-28	2028-29	Future Yrs	Total
Land	0	0	0	0	0	0	0	0	0
Design	0	0	0	0	0	0	0	0	0
Construction	206,378	0	1,000,000	1,000,000	763,781	0	0	0	2,970,159
Equipment	0	0	0	0	0	0	0	0	0
TOTAL	206,378	0	1,000,000	1,000,000	763,781	0	0	0	2,970,159

REVENUES	Prior Years	Re-Estimate	2024-25	2025-26	2026-27	2027-28	2028-29	Future Yrs	Total
21 Bond Funds	206,378	0	1,000,000	1,000,000	763,781	0	0	0	2,970,159
N/A	0	0	0	0	0	0	0	0	0
N/A	0	0	0	0	0	0	0	0	0
TOTAL	206,378	0	1,000,000	1,000,000	763,781	0	0	0	2,970,159

OPERATING BUDGET IMPACT	2024-25	2025-26	2026-27	2027-28	2028-29	Future Yrs	Total
	25,100	0	0	0	0	0	25,100

CITY OF PLANO

COMMUNITY INVESTMENT PROGRAM

Project Name: 25 Athletic Field Improvements

Project Number: 320050

Start Date: Oct. 2025

Description:

Completion Date: Sep. 2029

Project PKR-P-00085



EXPENDITURES	Prior Years	Re-Estimate	2024-25	2025-26	2026-27	2027-28	2028-29	Future Yrs	Total
Land	0	0	0	0	0	0	0	0	0
Design	0	0	0	0	0	0	0	0	0
Construction	0	0	0	500,000	500,000	500,000	500,000	0	2,000,000
Equipment	0	0	0	0	0	0	0	0	0
TOTAL	0	0	0	500,000	500,000	500,000	500,000	0	2,000,000

REVENUES	Prior Years	Re-Estimate	2024-25	2025-26	2026-27	2027-28	2028-29	Future Yrs	Total
Bond Funds	0	0	0	500,000	500,000	500,000	500,000	0	2,000,000
N/A	0	0	0	0	0	0	0	0	0
N/A	0	0	0	0	0	0	0	0	0
TOTAL	0	0	0	500,000	500,000	500,000	500,000	0	2,000,000

OPERATING BUDGET IMPACT	2024-25	2025-26	2026-27	2027-28	2028-29	Future Yrs	Total
	0	0	0	0	0	0	0

CITY OF PLANO

COMMUNITY INVESTMENT PROGRAM

Project Name: 25 Bruce Glasscock Park Improvements

Project Number: 320038

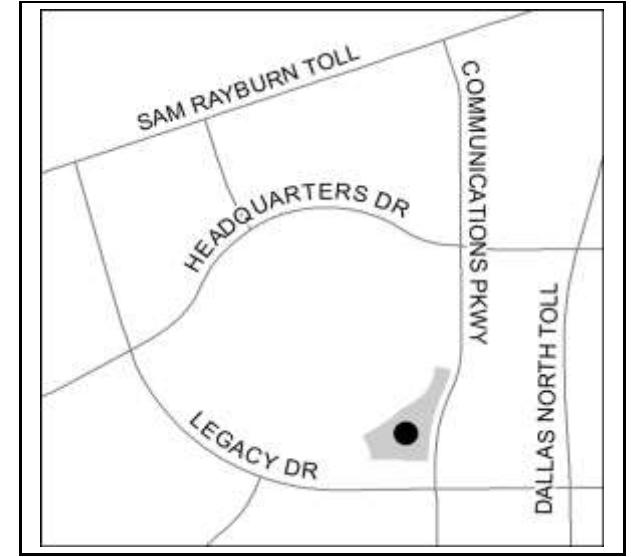
Start Date: Oct. 2025

Description:

Completion Date: Sep. 2026

Development of a new park in accordance with the park site master plan developed in cooperation with area residents. Improvements identified on the park site master plan include sidewalks, walkways, landscape, irrigation, seating and lighting. Cost is based on a park site master plan estimate.

Project PKR-P-00073



EXPENDITURES	Prior Years	Re-Estimate	2024-25	2025-26	2026-27	2027-28	2028-29	Future Yrs	Total
Land	0	0	0	0	0	0	0	0	0
Design	0	100,000	900,000	0	0	0	0	0	1,000,000
Construction	0	0	0	9,219,983	0	0	0	0	9,219,983
Equipment	0	0	0	0	0	0	0	0	0
TOTAL	0	100,000	900,000	9,219,983	0	0	0	0	10,219,983

REVENUES	Prior Years	Re-Estimate	2024-25	2025-26	2026-27	2027-28	2028-29	Future Yrs	Total
Bond Funds	0	100,000	900,000	9,219,983	0	0	0	0	10,219,983
N/A	0	0	0	0	0	0	0	0	0
N/A	0	0	0	0	0	0	0	0	0
TOTAL	0	100,000	900,000	9,219,983	0	0	0	0	10,219,983

OPERATING BUDGET IMPACT	2024-25	2025-26	2026-27	2027-28	2028-29	Future Yrs	Total
	0	0	0	0	0	0	0

CITY OF PLANO

COMMUNITY INVESTMENT PROGRAM

Project Name: 25 Community Park Renovations

Project Number: 320039

Description:

Project PKR-P-00074

Start Date: Oct. 2025

Completion Date: Sep. 2029



EXPENDITURES	Prior Years	Re-Estimate	2024-25	2025-26	2026-27	2027-28	2028-29	Future Yrs	Total
Land	0	0	0	0	0	0	0	0	0
Design	0	0	0	0	0	0	0	0	0
Construction	0	0	0	6,000,000	6,000,000	6,000,000	7,080,000	0	25,080,000
Equipment	0	0	0	0	0	0	0	0	0
TOTAL	0	0	0	6,000,000	6,000,000	6,000,000	7,080,000	0	25,080,000

REVENUES	Prior Years	Re-Estimate	2024-25	2025-26	2026-27	2027-28	2028-29	Future Yrs	Total
Bond Funds	0	0	0	6,000,000	6,000,000	6,000,000	7,080,000	0	25,080,000
N/A	0	0	0	0	0	0	0	0	0
N/A	0	0	0	0	0	0	0	0	0
TOTAL	0	0	0	6,000,000	6,000,000	6,000,000	7,080,000	0	25,080,000

OPERATING BUDGET IMPACT	2024-25	2025-26	2026-27	2027-28	2028-29	Future Yrs	Total
	0	0	0	0	0	0	0

CITY OF PLANO

COMMUNITY INVESTMENT PROGRAM

Project Name: 25 Land Acquisitions

Project Number: 320051

Description:

Project PKR-P-00086

Start Date: Oct. 2025

Completion Date: Sep. 2029



EXPENDITURES	Prior Years	Re-Estimate	2024-25	2025-26	2026-27	2027-28	2028-29	Future Yrs	Total
Land	0	0	0	16,000,000	24,000,000	1,500,000	1,500,000	0	43,000,000
Design	0	0	0	0	0	0	0	0	0
Construction	0	0	0	0	0	0	0	0	0
Equipment	0	0	0	0	0	0	0	0	0
TOTAL	0	0	0	16,000,000	24,000,000	1,500,000	1,500,000	0	43,000,000

REVENUES	Prior Years	Re-Estimate	2024-25	2025-26	2026-27	2027-28	2028-29	Future Yrs	Total
Bond Funds	0	0	0	16,000,000	24,000,000	1,500,000	1,500,000	0	43,000,000
N/A	0	0	0	0	0	0	0	0	0
N/A	0	0	0	0	0	0	0	0	0
TOTAL	0	0	0	16,000,000	24,000,000	1,500,000	1,500,000	0	43,000,000

OPERATING BUDGET IMPACT	2024-25	2025-26	2026-27	2027-28	2028-29	Future Yrs	Total
	0	0	0	0	0	0	0

CITY OF PLANO

COMMUNITY INVESTMENT PROGRAM

Project Name: 25 Neighborhood Park Renovations

Project Number: 320045

Start Date: Oct. 2025

Description:

Completion Date: Sep. 2029

Project PKR-P-00080



EXPENDITURES	Prior Years	Re-Estimate	2024-25	2025-26	2026-27	2027-28	2028-29	Future Yrs	Total
Land	0	0	0	0	0	0	0	0	0
Design	0	0	0	0	0	0	0	0	0
Construction	0	0	0	2,425,000	2,425,000	2,425,000	2,425,000	0	9,700,000
Equipment	0	0	0	0	0	0	0	0	0
TOTAL	0	0	0	2,425,000	2,425,000	2,425,000	2,425,000	0	9,700,000

REVENUES	Prior Years	Re-Estimate	2024-25	2025-26	2026-27	2027-28	2028-29	Future Yrs	Total
Bond Funds	0	0	0	2,425,000	2,425,000	2,425,000	2,425,000	0	9,700,000
N/A	0	0	0	0	0	0	0	0	0
N/A	0	0	0	0	0	0	0	0	0
TOTAL	0	0	0	2,425,000	2,425,000	2,425,000	2,425,000	0	9,700,000

OPERATING BUDGET IMPACT	2024-25	2025-26	2026-27	2027-28	2028-29	Future Yrs	Total
	0	0	0	0	0	0	0

CITY OF PLANO

COMMUNITY INVESTMENT PROGRAM

Project Name: 25 Park Improvements

Project Number: 320052

Description:

Project PKR-P-00087

Start Date: Oct. 2025

Completion Date: Sep. 2029



EXPENDITURES	Prior Years	Re-Estimate	2024-25	2025-26	2026-27	2027-28	2028-29	Future Yrs	Total
Land	0	0	0	0	0	0	0	0	0
Design	0	0	0	0	0	0	0	0	0
Construction	0	0	0	1,250,000	1,250,000	1,250,000	1,250,000	0	5,000,000
Equipment	0	0	0	0	0	0	0	0	0
TOTAL	0	0	0	1,250,000	1,250,000	1,250,000	1,250,000	0	5,000,000

REVENUES	Prior Years	Re-Estimate	2024-25	2025-26	2026-27	2027-28	2028-29	Future Yrs	Total
Bond Funds	0	0	0	1,250,000	1,250,000	1,250,000	1,250,000	0	5,000,000
N/A	0	0	0	0	0	0	0	0	0
N/A	0	0	0	0	0	0	0	0	0
TOTAL	0	0	0	1,250,000	1,250,000	1,250,000	1,250,000	0	5,000,000

OPERATING BUDGET IMPACT	2024-25	2025-26	2026-27	2027-28	2028-29	Future Yrs	Total
	0	0	0	0	0	0	0

CITY OF PLANO

COMMUNITY INVESTMENT PROGRAM

Project Name: 25 Recreational Trails

Project Number: 320053

Description:

Project PKR-P-00088

Start Date: Oct. 2025

Completion Date: Sep. 2029



EXPENDITURES	Prior Years	Re-Estimate	2024-25	2025-26	2026-27	2027-28	2028-29	Future Yrs	Total
Land	0	0	0	0	0	0	0	0	0
Design	0	0	0	0	0	0	0	0	0
Construction	0	0	0	1,250,000	1,250,000	1,250,000	1,250,000	0	5,000,000
Equipment	0	0	0	0	0	0	0	0	0
TOTAL	0	0	0	1,250,000	1,250,000	1,250,000	1,250,000	0	5,000,000

REVENUES	Prior Years	Re-Estimate	2024-25	2025-26	2026-27	2027-28	2028-29	Future Yrs	Total
Bond Funds	0	0	0	1,250,000	1,250,000	1,250,000	1,250,000	0	5,000,000
N/A	0	0	0	0	0	0	0	0	0
N/A	0	0	0	0	0	0	0	0	0
TOTAL	0	0	0	1,250,000	1,250,000	1,250,000	1,250,000	0	5,000,000

OPERATING BUDGET IMPACT	2024-25	2025-26	2026-27	2027-28	2028-29	Future Yrs	Total
	0	0	0	0	0	0	0

CITY OF PLANO

COMMUNITY INVESTMENT PROGRAM

Project Name: AHNP Community Park Playground Reno

Project Number: 320033

Start Date: Oct. 2021

Description:

Completion Date: Sep. 2026

Renovations and replacements of park elements may include playground equipment, sidewalk accessibility, drinking fountains, seating, lighting, irrigation and landscape.

Project PKR-P-00068

(Migrated from previous account #22242)



EXPENDITURES	Prior Years	Re-Estimate	2024-25	2025-26	2026-27	2027-28	2028-29	Future Yrs	Total
Land	0	0	0	0	0	0	0	0	0
Design	0	73,820	0	0	0	0	0	0	73,820
Construction	0	0	200,000	1,276,180	0	0	0	0	1,476,180
Equipment	0	0	0	0	0	0	0	0	0
TOTAL	0	73,820	200,000	1,276,180	0	0	0	0	1,550,000

REVENUES	Prior Years	Re-Estimate	2024-25	2025-26	2026-27	2027-28	2028-29	Future Yrs	Total
Bond Funds	0	73,820	200,000	1,276,180	0	0	0	0	1,550,000
N/A	0	0	0	0	0	0	0	0	0
N/A	0	0	0	0	0	0	0	0	0
TOTAL	0	73,820	200,000	1,276,180	0	0	0	0	1,550,000

OPERATING BUDGET IMPACT	2024-25	2025-26	2026-27	2027-28	2028-29	Future Yrs	Total
	0	0	0	0	0	0	0

CITY OF PLANO

COMMUNITY INVESTMENT PROGRAM

Project Name: Bob Woodruff Comm Park - North Core Renovation

Project Number: 22216

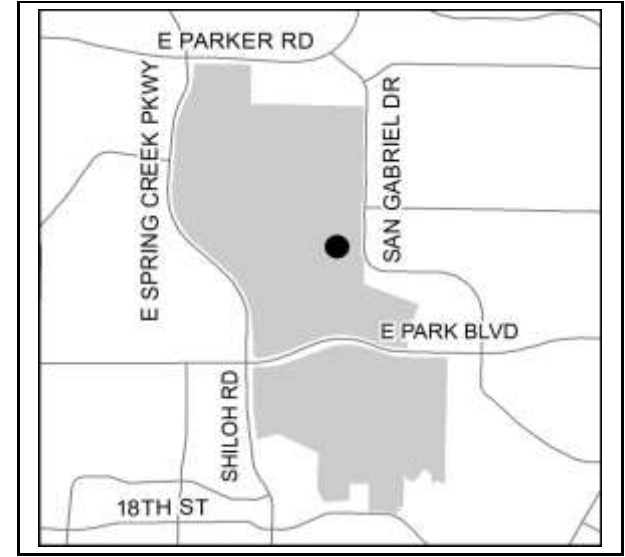
Start Date: Oct. 2021

Description:

Completion Date: Sep. 2024

Renovations and replacements of park elements may include athletic field renovations, playground equipment, shade shelter, sidewalk accessibility, drinking fountains, seating, lighting, irrigation and landscape

Project PKR-P-7260.1



EXPENDITURES	Prior Years	Re-Estimate	2024-25	2025-26	2026-27	2027-28	2028-29	Future Yrs	Total
Land	0	0	0	0	0	0	0	0	0
Design	593,616	0	0	0	0	0	0	0	593,616
Construction	0	1,147,723	4,985,751	0	0	0	0	0	6,133,474
Equipment	0	0	0	0	0	0	0	0	0
TOTAL	593,616	1,147,723	4,985,751	0	0	0	0	0	6,727,090

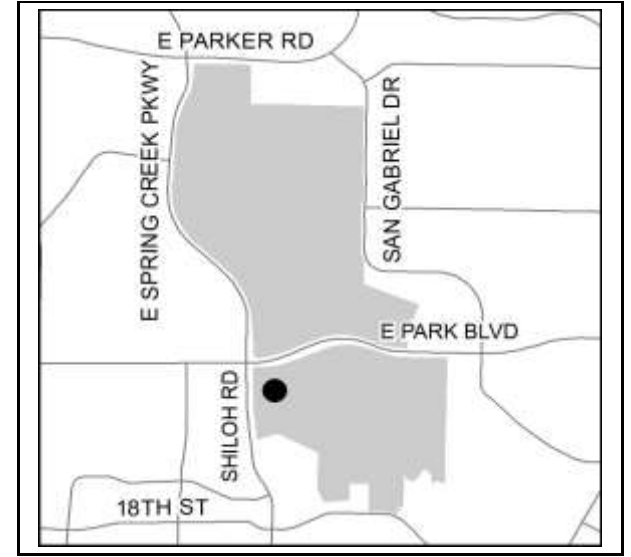
REVENUES	Prior Years	Re-Estimate	2024-25	2025-26	2026-27	2027-28	2028-29	Future Yrs	Total
Bond Funds	593,616	1,147,723	4,985,751	0	0	0	0	0	6,727,090
N/A	0	0	0	0	0	0	0	0	0
N/A	0	0	0	0	0	0	0	0	0
TOTAL	593,616	1,147,723	4,985,751	0	0	0	0	0	6,727,090

OPERATING BUDGET IMPACT	2024-25	2025-26	2026-27	2027-28	2028-29	Future Yrs	Total
	0	0	0	0	0	0	0

CITY OF PLANO

COMMUNITY INVESTMENT PROGRAM

Project Name: Bob Woodruff Dog Park Shade & Drainage Improvements
Project Number: 22181 **Start Date:** Oct. 2021
Description: **Completion Date:** Sep. 2023
 A project to add shade, fencing and to address drainage concerns at this location.
 Project PKR-P-7504



EXPENDITURES	Prior Years	Re-Estimate	2024-25	2025-26	2026-27	2027-28	2028-29	Future Yrs	Total
Land	0	0	0	0	0	0	0	0	0
Design	68,405	0	0	0	0	0	0	0	68,405
Construction	0	293,295	600,000	0	0	0	0	0	893,295
Equipment	0	0	0	0	0	0	0	0	0
TOTAL	68,405	293,295	600,000	0	0	0	0	0	961,700

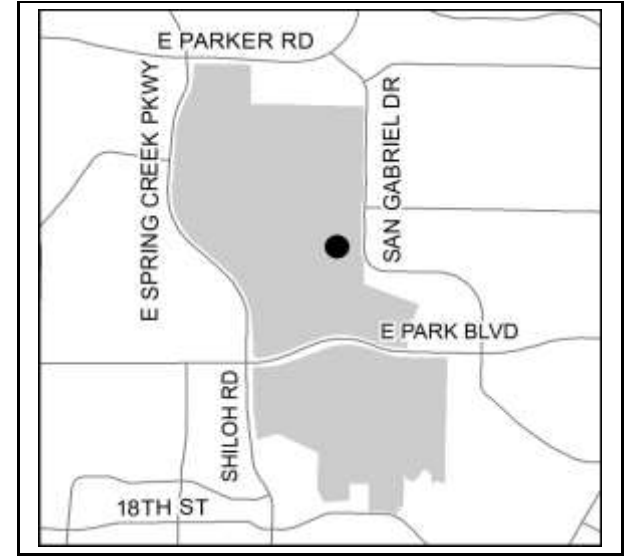
REVENUES	Prior Years	Re-Estimate	2024-25	2025-26	2026-27	2027-28	2028-29	Future Yrs	Total
Bond Funds	68,405	293,295	600,000	0	0	0	0	0	961,700
N/A	0	0	0	0	0	0	0	0	0
N/A	0	0	0	0	0	0	0	0	0
TOTAL	68,405	293,295	600,000	0	0	0	0	0	961,700

OPERATING BUDGET IMPACT	2024-25	2025-26	2026-27	2027-28	2028-29	Future Yrs	Total
	0	0	0	0	0	0	0

CITY OF PLANO

COMMUNITY INVESTMENT PROGRAM

Project Name: Bob Woodruff North Lighting Replacement
Project Number: 326001 **Start Date:** Feb. 2024
Description: **Completion Date:** Dec. 2025
 Replacement of electrical lighting with solar lighting around pond to increase safety.
 Project PKR-P-00098



EXPENDITURES	Prior Years	Re-Estimate	2024-25	2025-26	2026-27	2027-28	2028-29	Future Yrs	Total
Land	0	0	0	0	0	0	0	0	0
Design	0	0	0	0	0	0	0	0	0
Construction	0	50,000	450,000	0	0	0	0	0	500,000
Equipment	0	0	0	0	0	0	0	0	0
TOTAL	0	50,000	450,000	0	0	0	0	0	500,000

REVENUES	Prior Years	Re-Estimate	2024-25	2025-26	2026-27	2027-28	2028-29	Future Yrs	Total
Bond Funds	0	50,000	450,000	0	0	0	0	0	500,000
N/A	0	0	0	0	0	0	0	0	0
N/A	0	0	0	0	0	0	0	0	0
TOTAL	0	50,000	450,000	0	0	0	0	0	500,000

OPERATING BUDGET IMPACT	2024-25	2025-26	2026-27	2027-28	2028-29	Future Yrs	Total
	0	0	0	0	0	0	0

CITY OF PLANO

COMMUNITY INVESTMENT PROGRAM

Project Name: Bob Woodruff South Eastern Boundary Survey
Project Number: 320055 **Start Date:** Sep. 2023
Description: **Completion Date:** Sep. 2024
 Eastern boundary survey at Bob Woodruff Park South
 Project PKR-P-00091



EXPENDITURES	Prior Years	Re-Estimate	2024-25	2025-26	2026-27	2027-28	2028-29	Future Yrs	Total
Land	0	5,200	0	0	0	0	0	0	5,200
Design	0	0	0	0	0	0	0	0	0
Construction	0	0	0	0	0	0	0	0	0
Equipment	0	0	0	0	0	0	0	0	0
TOTAL	0	5,200	0	0	0	0	0	0	5,200

REVENUES	Prior Years	Re-Estimate	2024-25	2025-26	2026-27	2027-28	2028-29	Future Yrs	Total
Bond Funds	0	5,200	0	0	0	0	0	0	5,200
N/A	0	0	0	0	0	0	0	0	0
N/A	0	0	0	0	0	0	0	0	0
TOTAL	0	5,200	0	0	0	0	0	0	5,200

OPERATING BUDGET IMPACT	2024-25	2025-26	2026-27	2027-28	2028-29	Future Yrs	Total
	0	0	0	0	0	0	0

CITY OF PLANO

COMMUNITY INVESTMENT PROGRAM

Project Name: Bob Woodruff South Restroom Replacement
Project Number: 320005 **Start Date:** Aug. 2023
Description: **Completion Date:** Sep. 2025
 Replacement of existing 37 year old restroom building.

Project PKR-P-00005

(Migrated from previous account #22248)



EXPENDITURES	Prior Years	Re-Estimate	2024-25	2025-26	2026-27	2027-28	2028-29	Future Yrs	Total
Land	0	0	0	0	0	0	0	0	0
Design	0	0	0	0	0	0	0	0	0
Construction	0	349,878	1,291,308	0	0	0	0	0	1,641,186
Equipment	0	0	0	0	0	0	0	0	0
TOTAL	0	349,878	1,291,308	0	0	0	0	0	1,641,186

REVENUES	Prior Years	Re-Estimate	2024-25	2025-26	2026-27	2027-28	2028-29	Future Yrs	Total
Bond Funds	0	349,878	1,291,308	0	0	0	0	0	1,641,186
N/A	0	0	0	0	0	0	0	0	0
N/A	0	0	0	0	0	0	0	0	0
TOTAL	0	349,878	1,291,308	0	0	0	0	0	1,641,186

OPERATING BUDGET IMPACT	2024-25	2025-26	2026-27	2027-28	2028-29	Future Yrs	Total
	0	0	0	0	0	0	0

CITY OF PLANO

COMMUNITY INVESTMENT PROGRAM

Project Name: Bob Woodruff South Sidewalk Connection Park Blvd

Project Number: 320057

Start Date: Oct. 2023

Description:

Completion Date: Sep. 2024

Professional design services for a sidewalk connection along Bob Woodruff South at Park Blvd.

Project PKR-P-00093



EXPENDITURES	Prior Years	Re-Estimate	2024-25	2025-26	2026-27	2027-28	2028-29	Future Yrs	Total
Land	0	0	0	0	0	0	0	0	0
Design	0	0	0	0	0	0	0	0	0
Construction	0	322,000	0	0	0	0	0	0	322,000
Equipment	0	0	0	0	0	0	0	0	0
TOTAL	0	322,000	0	0	0	0	0	0	322,000

REVENUES	Prior Years	Re-Estimate	2024-25	2025-26	2026-27	2027-28	2028-29	Future Yrs	Total
Bond Funds	0	322,000	0	0	0	0	0	0	322,000
N/A	0	0	0	0	0	0	0	0	0
N/A	0	0	0	0	0	0	0	0	0
TOTAL	0	322,000	0	0	0	0	0	0	322,000

OPERATING BUDGET IMPACT	2024-25	2025-26	2026-27	2027-28	2028-29	Future Yrs	Total
	0	0	0	0	0	0	0

CITY OF PLANO

COMMUNITY INVESTMENT PROGRAM

Project Name: Bob Woodruff Trail Replacement North

Project Number: 22351

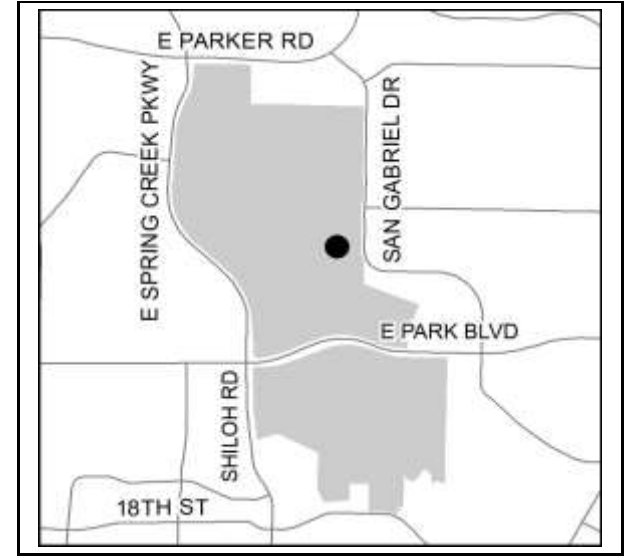
Start Date: Oct. 2022

Description:

Completion Date: May. 2026

A project to design and renovate approximately 0.60 miles of 33-year old trail just north of the park playground. The project scope also includes replacing the pedestrian bridge crossing Rowlett Creek.

Project PKR-P-7558



EXPENDITURES	Prior Years	Re-Estimate	2024-25	2025-26	2026-27	2027-28	2028-29	Future Yrs	Total
Land	0	0	0	0	0	0	0	0	0
Design	0	322,527	0	0	0	0	0	0	322,527
Construction	92,563	0	1,000,000	1,330,923	0	0	0	0	2,423,486
Equipment	0	0	0	0	0	0	0	0	0
TOTAL	92,563	322,527	1,000,000	1,330,923	0	0	0	0	2,746,013

REVENUES	Prior Years	Re-Estimate	2024-25	2025-26	2026-27	2027-28	2028-29	Future Yrs	Total
Bond Funds	92,563	322,527	1,000,000	1,330,923	0	0	0	0	2,746,013
N/A	0	0	0	0	0	0	0	0	0
N/A	0	0	0	0	0	0	0	0	0
TOTAL	92,563	322,527	1,000,000	1,330,923	0	0	0	0	2,746,013

OPERATING BUDGET IMPACT	2024-25	2025-26	2026-27	2027-28	2028-29	Future Yrs	Total
	0	0	0	0	0	0	0

CITY OF PLANO

COMMUNITY INVESTMENT PROGRAM

Project Name: Bob Woodruff Trail Replacement Southwest
Project Number: 22352 **Start Date:** Oct. 2022
Description: **Completion Date:** Sep. 2024

The renovation of a section of trail west of Rowlett Creek and just south of Park Boulevard to address continued flooding and erosion issues. The project includes the installation of drainage utilities as well as tree planting as part of the project mitigation.

Project PKR-P-7420.1



EXPENDITURES	Prior Years	Re-Estimate	2024-25	2025-26	2026-27	2027-28	2028-29	Future Yrs	Total
Land	0	0	0	0	0	0	0	0	0
Design	53,201	0	0	0	0	0	0	0	53,201
Construction	0	514,294	0	0	0	0	0	0	514,294
Equipment	0	0	0	0	0	0	0	0	0
TOTAL	53,201	514,294	0	0	0	0	0	0	567,495

REVENUES	Prior Years	Re-Estimate	2024-25	2025-26	2026-27	2027-28	2028-29	Future Yrs	Total
Bond Funds	53,201	514,294	0	0	0	0	0	0	567,495
N/A	0	0	0	0	0	0	0	0	0
N/A	0	0	0	0	0	0	0	0	0
TOTAL	53,201	514,294	0	0	0	0	0	0	567,495

OPERATING BUDGET IMPACT	2024-25	2025-26	2026-27	2027-28	2028-29	Future Yrs	Total
	0	0	0	0	0	0	0

CITY OF PLANO

COMMUNITY INVESTMENT PROGRAM

Project Name: Breckinridge Trail

Project Number: 22501

Start Date: Oct. 2021

Description:

Completion Date: Sep. 2024

A trail that connects from Shiloh Road to Bradshaw Drive following the east - west powerline corridor and connecting north - south along the eastern portion of the Shiloh right of way and making a complete connection to the future Shiloh DART station. Funded through the NCTCOG MTP Policy Bundle with TDCs. Grant total is \$4,200,000.



EXPENDITURES	Prior Years	Re-Estimate	2024-25	2025-26	2026-27	2027-28	2028-29	Future Yrs	Total
Land	0	0	0	0	0	0	0	0	0
Design	18,426	0	0	0	0	0	0	0	18,426
Construction	0	6,900	0	0	0	0	0	0	6,900
Equipment	0	0	0	0	0	0	0	0	0
TOTAL	18,426	6,900	0	0	0	0	0	0	25,326

REVENUES	Prior Years	Re-Estimate	2024-25	2025-26	2026-27	2027-28	2028-29	Future Yrs	Total
TXDOT	18,426	6,900	0	0	0	0	0	0	25,326
N/A	0	0	0	0	0	0	0	0	0
N/A	0	0	0	0	0	0	0	0	0
TOTAL	18,426	6,900	0	0	0	0	0	0	25,326

OPERATING BUDGET IMPACT	2024-25	2025-26	2026-27	2027-28	2028-29	Future Yrs	Total
	0	0	0	0	0	0	0

CITY OF PLANO

COMMUNITY INVESTMENT PROGRAM

Project Name: Breckinridge Trail Ext - Bradshaw Dr to Shiloh Rd Station

Project Number: 320002

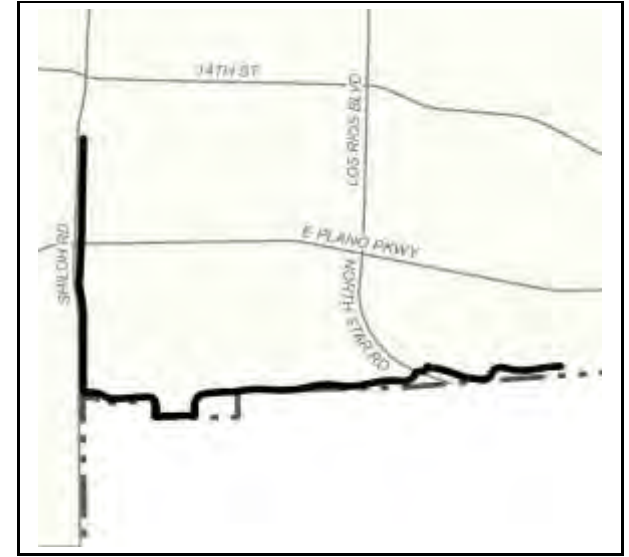
Start Date: Mar. 2023

Description:

Completion Date: Sep. 2026

A project to design and construct a new 12-foot wide trail approximately 1.60 miles extending from the existing Breckinridge Trail at Bradshaw Drive to the future DART Shiloh Station.

Project PKR-P-00002



EXPENDITURES	Prior Years	Re-Estimate	2024-25	2025-26	2026-27	2027-28	2028-29	Future Yrs	Total
Land	0	0	0	0	0	0	0	0	0
Design	0	0	980,000	0	0	0	0	0	980,000
Construction	0	0	0	3,136,000	0	0	0	0	3,136,000
Equipment	0	0	0	0	0	0	0	0	0
TOTAL	0	0	980,000	3,136,000	0	0	0	0	4,116,000

REVENUES	Prior Years	Re-Estimate	2024-25	2025-26	2026-27	2027-28	2028-29	Future Yrs	Total
Bond Funds	0	0	980,000	3,136,000	0	0	0	0	4,116,000
N/A	0	0	0	0	0	0	0	0	0
N/A	0	0	0	0	0	0	0	0	0
TOTAL	0	0	980,000	3,136,000	0	0	0	0	4,116,000

OPERATING BUDGET IMPACT	2024-25	2025-26	2026-27	2027-28	2028-29	Future Yrs	Total
	0	0	0	0	0	0	0

CITY OF PLANO

COMMUNITY INVESTMENT PROGRAM

Project Name: Caddo Neighborhood Park Renovation

Project Number: 22322

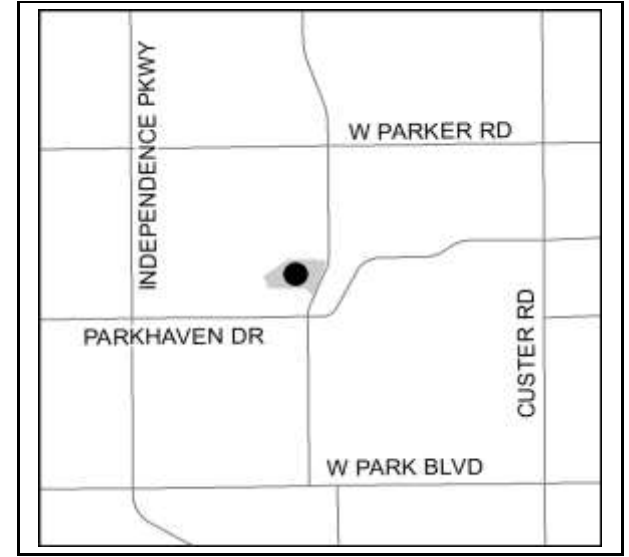
Start Date: Oct. 2022

Description:

Completion Date: Sep. 2026

Renovations and replacements of park elements may include playground equipment, shade shelter, sidewalk accessibility, drinking fountains, seating, lighting, irrigation and landscape.

Project PKR-P-7220.1



EXPENDITURES	Prior Years	Re-Estimate	2024-25	2025-26	2026-27	2027-28	2028-29	Future Yrs	Total
Land	2,423	0	0	0	0	0	0	0	2,423
Design	34,976	3,635	0	0	0	0	0	0	38,611
Construction	1,323,484	0	0	0	0	0	0	0	1,323,484
Equipment	0	0	0	0	0	0	0	0	0
TOTAL	1,360,883	3,635	0	0	0	0	0	0	1,364,518

REVENUES	Prior Years	Re-Estimate	2024-25	2025-26	2026-27	2027-28	2028-29	Future Yrs	Total
Bond Funds	1,360,883	3,635	0	0	0	0	0	0	1,364,518
N/A	0	0	0	0	0	0	0	0	0
N/A	0	0	0	0	0	0	0	0	0
TOTAL	1,360,883	3,635	0	0	0	0	0	0	1,364,518

OPERATING BUDGET IMPACT	2024-25	2025-26	2026-27	2027-28	2028-29	Future Yrs	Total
	0	0	0	0	0	0	0

CITY OF PLANO

COMMUNITY INVESTMENT PROGRAM

Project Name: Chisholm Trail at 16th Street

Project Number: 22215

Start Date: Oct. 2020

Description:

Completion Date: Sep. 2024

Project includes approximately 500 linear feet of slope stabilization improvements along the west side of Spring Creek, north of 16th Street.

Project ENG-D-7308



EXPENDITURES	Prior Years	Re-Estimate	2024-25	2025-26	2026-27	2027-28	2028-29	Future Yrs	Total
Land	0	0	0	0	0	0	0	0	0
Design	0	0	0	0	0	0	0	0	0
Construction	0	346,472	0	0	0	0	0	0	346,472
Equipment	0	0	0	0	0	0	0	0	0
TOTAL	0	346,472	0	0	0	0	0	0	346,472

REVENUES	Prior Years	Re-Estimate	2024-25	2025-26	2026-27	2027-28	2028-29	Future Yrs	Total
Bond Funds	0	346,472	0	0	0	0	0	0	346,472
N/A	0	0	0	0	0	0	0	0	0
N/A	0	0	0	0	0	0	0	0	0
TOTAL	0	346,472	0	0	0	0	0	0	346,472

OPERATING BUDGET IMPACT	2024-25	2025-26	2026-27	2027-28	2028-29	Future Yrs	Total
	0	0	0	0	0	0	0

CITY OF PLANO

COMMUNITY INVESTMENT PROGRAM

Project Name: Chisholm Trail Extension - 15th
Project Number: 22245 **Start Date:** Oct. 2022
Description: **Completion Date:** Dec. 2024
 A project to extend the trail from 15th Street north to the former Collin Creek Mall ring road.
 Project PKR-P-7306



EXPENDITURES	Prior Years	Re-Estimate	2024-25	2025-26	2026-27	2027-28	2028-29	Future Yrs	Total
Land	0	0	0	0	0	0	0	0	0
Design	55,297	0	0	0	0	0	0	0	55,297
Construction	0	63,287	267,428	0	0	0	0	0	330,715
Equipment	0	0	0	0	0	0	0	0	0
TOTAL	55,297	63,287	267,428	0	0	0	0	0	386,012

REVENUES	Prior Years	Re-Estimate	2024-25	2025-26	2026-27	2027-28	2028-29	Future Yrs	Total
Bond Funds	55,297	63,287	267,428	0	0	0	0	0	386,012
N/A	0	0	0	0	0	0	0	0	0
N/A	0	0	0	0	0	0	0	0	0
TOTAL	55,297	63,287	267,428	0	0	0	0	0	386,012

OPERATING BUDGET IMPACT	2024-25	2025-26	2026-27	2027-28	2028-29	Future Yrs	Total
	0	0	0	0	0	0	0

CITY OF PLANO

COMMUNITY INVESTMENT PROGRAM

Project Name: Chisholm Trail Replacement - Spring Creek Pkwy

Project Number: 22218

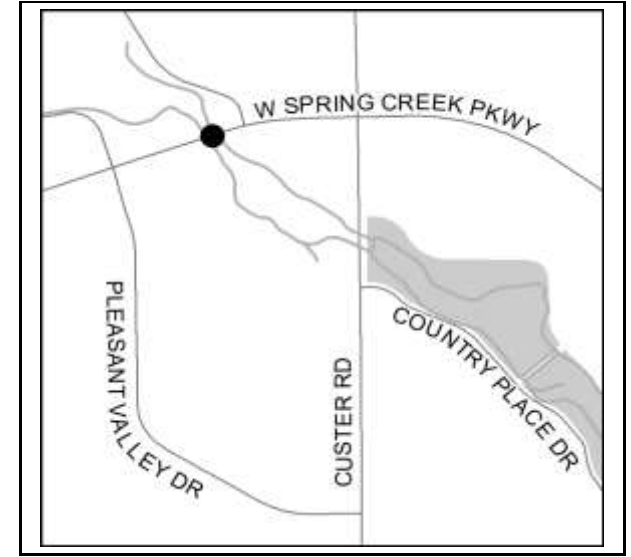
Start Date: Oct. 2021

Description:

Completion Date: Sep. 2024

A project to design and renovate the Chisholm Trail underpass at Spring Creek Parkway by raising the trail's elevation to help address flooding issues.

Project PKR-P-7436



EXPENDITURES	Prior Years	Re-Estimate	2024-25	2025-26	2026-27	2027-28	2028-29	Future Yrs	Total
Land	0	0	0	0	0	0	0	0	0
Design	122,906	0	0	0	0	0	0	0	122,906
Construction	0	373,088	1,000,000	0	0	0	0	0	1,373,088
Equipment	0	0	0	0	0	0	0	0	0
TOTAL	122,906	373,088	1,000,000	0	0	0	0	0	1,495,994

REVENUES	Prior Years	Re-Estimate	2024-25	2025-26	2026-27	2027-28	2028-29	Future Yrs	Total
Bond Funds	122,906	373,088	1,000,000	0	0	0	0	0	1,495,994
N/A	0	0	0	0	0	0	0	0	0
N/A	0	0	0	0	0	0	0	0	0
TOTAL	122,906	373,088	1,000,000	0	0	0	0	0	1,495,994

OPERATING BUDGET IMPACT	2024-25	2025-26	2026-27	2027-28	2028-29	Future Yrs	Total
	0	0	0	0	0	0	0

CITY OF PLANO

COMMUNITY INVESTMENT PROGRAM

Project Name: Cottonwood Creek Trail & Oak Point Park Trail Connection
Project Number: 22350 **Start Date:** Oct. 2021
Description: **Completion Date:** Sep. 2023

A new trail connection between Oak Point Park and Nature Preserve from the existing underpass at Los Rios Boulevard/Cottonwood Creek Greenbelt.

Project PKR-P-7323



EXPENDITURES	Prior Years	Re-Estimate	2024-25	2025-26	2026-27	2027-28	2028-29	Future Yrs	Total
Land	0	0	0	0	0	0	0	0	0
Design	19,996	0	0	0	0	0	0	0	19,996
Construction	731,833	3,208	0	0	0	0	0	0	735,041
Equipment	0	0	0	0	0	0	0	0	0
TOTAL	751,829	3,208	0	0	0	0	0	0	755,037

REVENUES	Prior Years	Re-Estimate	2024-25	2025-26	2026-27	2027-28	2028-29	Future Yrs	Total
Bond Funds	751,829	3,208	0	0	0	0	0	0	755,037
N/A	0	0	0	0	0	0	0	0	0
N/A	0	0	0	0	0	0	0	0	0
TOTAL	751,829	3,208	0	0	0	0	0	0	755,037

OPERATING BUDGET IMPACT	2024-25	2025-26	2026-27	2027-28	2028-29	Future Yrs	Total
	0	0	0	0	0	0	0

CITY OF PLANO

COMMUNITY INVESTMENT PROGRAM

Project Name: Cottonwood Creek Trail South LOMR

Project Number: 22355

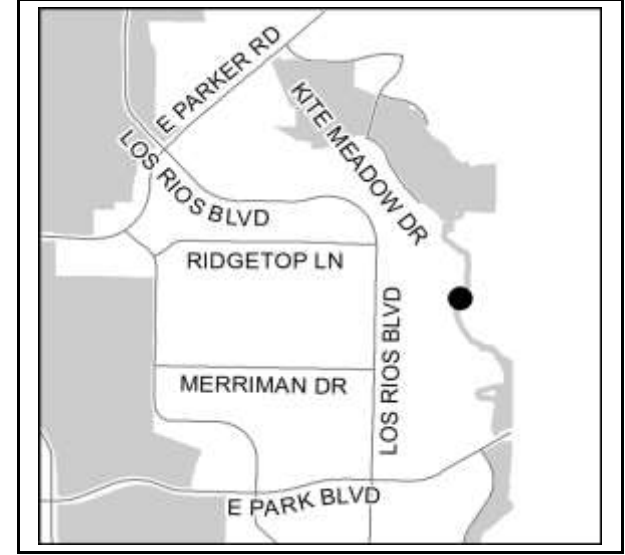
Start Date: Oct. 2022

Description:

Completion Date: May. 2024

A project to complete FEMA's floodplain analysis process associated with the Cottonwood Creek Trail Extension South project.

Project PKR-P-6544.2



EXPENDITURES	Prior Years	Re-Estimate	2024-25	2025-26	2026-27	2027-28	2028-29	Future Yrs	Total
Land	0	0	0	0	0	0	0	0	0
Design	62,876	22,039	0	0	0	0	0	0	84,915
Construction	0	0	0	0	0	0	0	0	0
Equipment	0	0	0	0	0	0	0	0	0
TOTAL	62,876	22,039	0	0	0	0	0	0	84,915

REVENUES	Prior Years	Re-Estimate	2024-25	2025-26	2026-27	2027-28	2028-29	Future Yrs	Total
Bond Funds	62,876	22,039	0	0	0	0	0	0	84,915
N/A	0	0	0	0	0	0	0	0	0
N/A	0	0	0	0	0	0	0	0	0
TOTAL	62,876	22,039	0	0	0	0	0	0	84,915

OPERATING BUDGET IMPACT	2024-25	2025-26	2026-27	2027-28	2028-29	Future Yrs	Total
	0	0	0	0	0	0	0

CITY OF PLANO

COMMUNITY INVESTMENT PROGRAM

Project Name: Coyote Creek Irrigation Reno

Project Number: 28215

Start Date: Oct. 2020

Description:

Completion Date: Sep. 2024

Renovate irrigation system and associated turf areas at this park.

Project PKR-P-7439



EXPENDITURES	Prior Years	Re-Estimate	2024-25	2025-26	2026-27	2027-28	2028-29	Future Yrs	Total
Land	0	0	0	0	0	0	0	0	0
Design	75,975	0	0	0	0	0	0	0	75,975
Construction	536,480	164,923	0	0	0	0	0	0	701,403
Equipment	0	0	0	0	0	0	0	0	0
TOTAL	612,455	164,923	0	0	0	0	0	0	777,378

REVENUES	Prior Years	Re-Estimate	2024-25	2025-26	2026-27	2027-28	2028-29	Future Yrs	Total
Bond Funds	612,455	164,923	0	0	0	0	0	0	777,378
N/A	0	0	0	0	0	0	0	0	0
N/A	0	0	0	0	0	0	0	0	0
TOTAL	612,455	164,923	0	0	0	0	0	0	777,378

OPERATING BUDGET IMPACT	2024-25	2025-26	2026-27	2027-28	2028-29	Future Yrs	Total
	0	0	0	0	0	0	0

CITY OF PLANO

COMMUNITY INVESTMENT PROGRAM

Project Name: Economic Benefits Study Update

Project Number: 324501

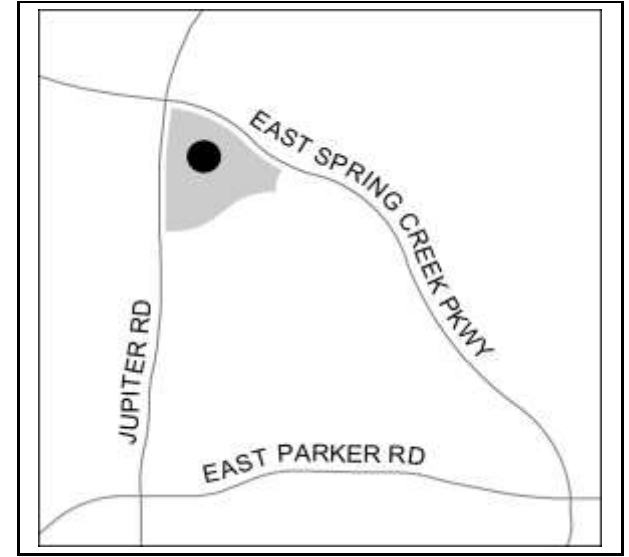
Start Date: May. 2024

Description:

Completion Date: May. 2025

A project to update the 2017 Economic Benefits of Parks and Recreation Study

Project PKR-P-00100



EXPENDITURES	Prior Years	Re-Estimate	2024-25	2025-26	2026-27	2027-28	2028-29	Future Yrs	Total
Land	0	0	0	0	0	0	0	0	0
Design	0	100,000	0	0	0	0	0	0	100,000
Construction	0	0	0	0	0	0	0	0	0
Equipment	0	0	0	0	0	0	0	0	0
TOTAL	0	100,000	0	0	0	0	0	0	100,000

REVENUES	Prior Years	Re-Estimate	2024-25	2025-26	2026-27	2027-28	2028-29	Future Yrs	Total
Bond Funds	0	100,000	0	0	0	0	0	0	100,000
N/A	0	0	0	0	0	0	0	0	0
N/A	0	0	0	0	0	0	0	0	0
TOTAL	0	100,000	0	0	0	0	0	0	100,000

OPERATING BUDGET IMPACT	2024-25	2025-26	2026-27	2027-28	2028-29	Future Yrs	Total
	0	0	0	0	0	0	0

CITY OF PLANO

COMMUNITY INVESTMENT PROGRAM

Project Name: Eldorado Park Irrigation Reno

Project Number: 28216

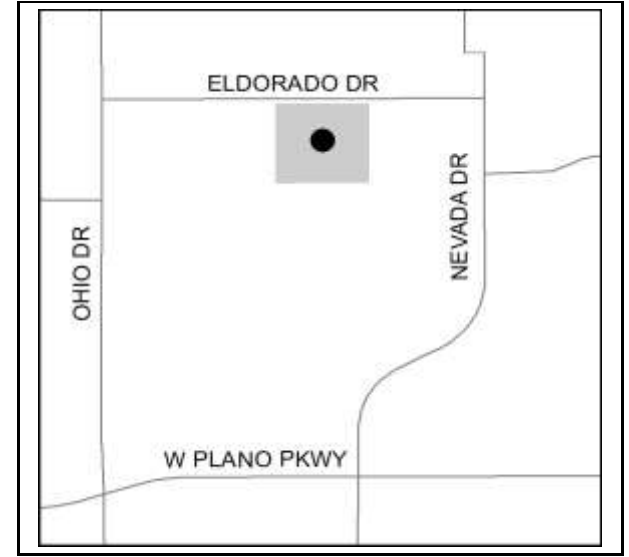
Start Date: Oct. 2020

Description:

Completion Date: Sep. 2024

Renovate irrigation system and associated turf areas at this park.

Project PKR-P-7447



EXPENDITURES	Prior Years	Re-Estimate	2024-25	2025-26	2026-27	2027-28	2028-29	Future Yrs	Total
Land	0	0	0	0	0	0	0	0	0
Design	40,257	0	0	0	0	0	0	0	40,257
Construction	80,408	327,740	0	0	0	0	0	0	408,148
Equipment	0	0	0	0	0	0	0	0	0
TOTAL	120,665	327,740	0	0	0	0	0	0	448,405

REVENUES	Prior Years	Re-Estimate	2024-25	2025-26	2026-27	2027-28	2028-29	Future Yrs	Total
Bond Funds	120,665	327,740	0	0	0	0	0	0	448,405
N/A	0	0	0	0	0	0	0	0	0
N/A	0	0	0	0	0	0	0	0	0
TOTAL	120,665	327,740	0	0	0	0	0	0	448,405

OPERATING BUDGET IMPACT	2024-25	2025-26	2026-27	2027-28	2028-29	Future Yrs	Total
	0	0	0	0	0	0	0

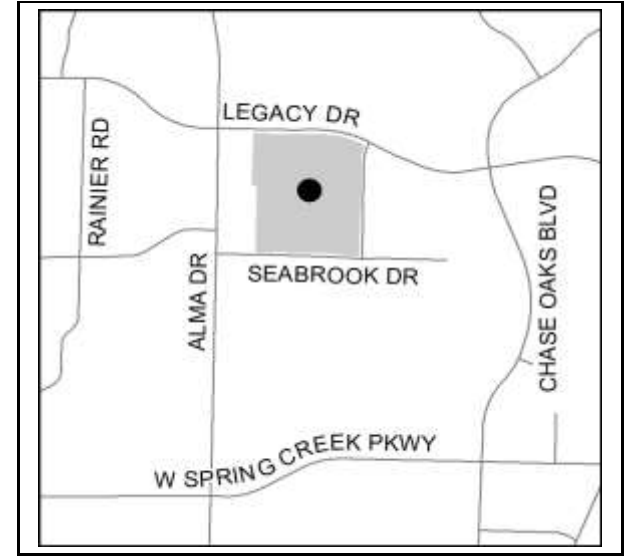
CITY OF PLANO

COMMUNITY INVESTMENT PROGRAM

Project Name: Enfield Park Restroom Buildings and Ballfields 1-8
Project Number: 27221 **Start Date:** Oct. 2021
Description: **Completion Date:** Sep. 2026

This project provides the design services to replace the Enfield Park Restroom Buildings and the athletic lighting on ballfields 1-8. Restroom replacement will be constructed in two phases. The lighting will be included in the best suited phase. The construction phases are dependent upon coordination with a proposed expansion at the adjacent PSA building.

Project PKR-P-7482



EXPENDITURES	Prior Years	Re-Estimate	2024-25	2025-26	2026-27	2027-28	2028-29	Future Yrs	Total
Land	0	0	0	0	0	0	0	0	0
Design	200,551	381,649	0	0	0	0	0	0	582,200
Construction	0	0	6,140,000	2,200,407	0	0	0	0	8,340,407
Equipment	0	0	0	0	0	0	0	0	0
TOTAL	200,551	381,649	6,140,000	2,200,407	0	0	0	0	8,922,607

REVENUES	Prior Years	Re-Estimate	2024-25	2025-26	2026-27	2027-28	2028-29	Future Yrs	Total
Bond Funds	200,551	381,649	6,140,000	2,200,407	0	0	0	0	8,922,607
N/A	0	0	0	0	0	0	0	0	0
N/A	0	0	0	0	0	0	0	0	0
TOTAL	200,551	381,649	6,140,000	2,200,407	0	0	0	0	8,922,607

OPERATING BUDGET IMPACT	2024-25	2025-26	2026-27	2027-28	2028-29	Future Yrs	Total
	0	0	0	0	0	0	0

CITY OF PLANO

COMMUNITY INVESTMENT PROGRAM

Project Name: Evans Park Playground

Project Number: 22364

Start Date: Oct. 2022

Description:

Completion Date: Sep. 2024

A project to renovate the park. The playground, pavilion and irrigation system will be replaced. Walkways and drainage improvements will be made.

Project PKR-P-6980



EXPENDITURES	Prior Years	Re-Estimate	2024-25	2025-26	2026-27	2027-28	2028-29	Future Yrs	Total
Land	0	0	0	0	0	0	0	0	0
Design	1,947	0	0	0	0	0	0	0	1,947
Construction	118,840	635,042	0	0	0	0	0	0	753,882
Equipment	0	0	0	0	0	0	0	0	0
TOTAL	120,787	635,042	0	0	0	0	0	0	755,829

REVENUES	Prior Years	Re-Estimate	2024-25	2025-26	2026-27	2027-28	2028-29	Future Yrs	Total
Bond Funds	120,787	635,042	0	0	0	0	0	0	755,829
N/A	0	0	0	0	0	0	0	0	0
N/A	0	0	0	0	0	0	0	0	0
TOTAL	120,787	635,042	0	0	0	0	0	0	755,829

OPERATING BUDGET IMPACT	2024-25	2025-26	2026-27	2027-28	2028-29	Future Yrs	Total
	0	0	0	0	0	0	0

CITY OF PLANO

COMMUNITY INVESTMENT PROGRAM

Project Name: Glen Meadows Neighborhood Park Renovation

Project Number: 22247

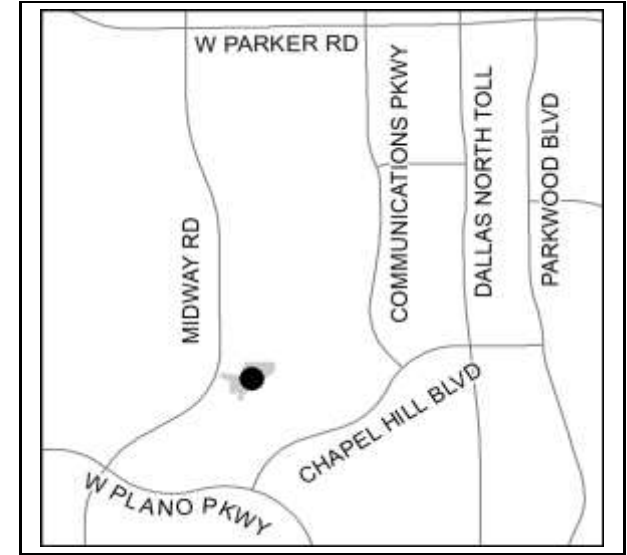
Start Date: Oct. 2022

Description:

Completion Date: Jun. 2025

Renovations and replacements of park elements may include playground equipment, shade shelter, sidewalk accessibility, drinking fountains, seating, lighting, irrigation and landscape.

Project PKR-P-7018



EXPENDITURES	Prior Years	Re-Estimate	2024-25	2025-26	2026-27	2027-28	2028-29	Future Yrs	Total
Land	0	0	0	0	0	0	0	0	0
Design	2,220	0	0	0	0	0	0	0	2,220
Construction	0	158,543	626,813	0	0	0	0	0	785,356
Equipment	0	0	0	0	0	0	0	0	0
TOTAL	2,220	158,543	626,813	0	0	0	0	0	787,576

REVENUES	Prior Years	Re-Estimate	2024-25	2025-26	2026-27	2027-28	2028-29	Future Yrs	Total
Bond Funds	2,220	158,543	626,813	0	0	0	0	0	787,576
N/A	0	0	0	0	0	0	0	0	0
N/A	0	0	0	0	0	0	0	0	0
TOTAL	2,220	158,543	626,813	0	0	0	0	0	787,576

OPERATING BUDGET IMPACT	2024-25	2025-26	2026-27	2027-28	2028-29	Future Yrs	Total
	0	0	0	0	0	0	0

CITY OF PLANO

COMMUNITY INVESTMENT PROGRAM

Project Name: Haggard Park Master Plan

Project Number: 22278

Start Date: Oct. 2021

Description:

Completion Date: Jun. 2027

A master plan study for the renovation of Haggard Park.

PKR-D-7579



EXPENDITURES	Prior Years	Re-Estimate	2024-25	2025-26	2026-27	2027-28	2028-29	Future Yrs	Total
Land	0	0	0	0	0	0	0	0	0
Design	21,555	51,720	0	0	0	0	0	0	73,275
Construction	0	0	0	0	0	0	0	0	0
Equipment	0	0	0	0	0	0	0	0	0
TOTAL	21,555	51,720	0	0	0	0	0	0	73,275

REVENUES	Prior Years	Re-Estimate	2024-25	2025-26	2026-27	2027-28	2028-29	Future Yrs	Total
Bond Funds	21,555	51,720	0	0	0	0	0	0	73,275
N/A	0	0	0	0	0	0	0	0	0
N/A	0	0	0	0	0	0	0	0	0
TOTAL	21,555	51,720	0	0	0	0	0	0	73,275

OPERATING BUDGET IMPACT	2024-25	2025-26	2026-27	2027-28	2028-29	Future Yrs	Total
	0	0	0	0	0	0	0

CITY OF PLANO

COMMUNITY INVESTMENT PROGRAM

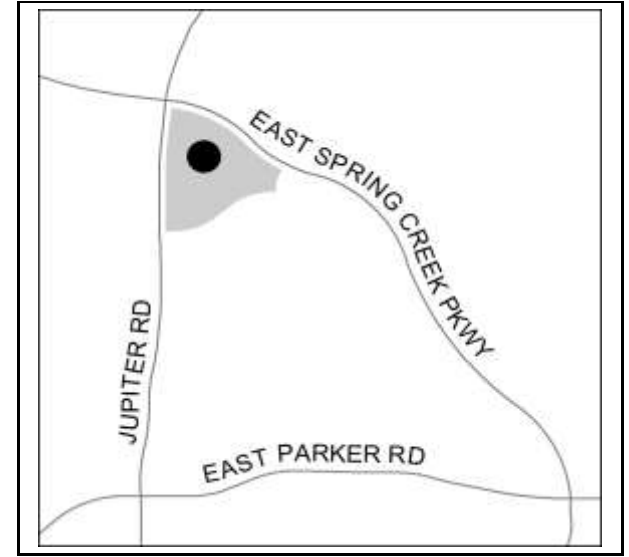
Project Name: Hall Park

Project Number: 329999

Description:

Start Date: Oct. 2025

Completion Date: Sep. 2028



EXPENDITURES	Prior Years	Re-Estimate	2024-25	2025-26	2026-27	2027-28	2028-29	Future Yrs	Total
Land	0	0	0	0	0	0	0	0	0
Design	0	0	0	0	0	0	0	0	0
Construction	0	0	0	1,000,000	4,500,000	4,500,000	0	0	10,000,000
Equipment	0	0	0	0	0	0	0	0	0
TOTAL	0	0	0	1,000,000	4,500,000	4,500,000	0	0	10,000,000

REVENUES	Prior Years	Re-Estimate	2024-25	2025-26	2026-27	2027-28	2028-29	Future Yrs	Total
Bond Funds	0	0	0	1,000,000	4,500,000	4,500,000	0	0	10,000,000
N/A	0	0	0	0	0	0	0	0	0
N/A	0	0	0	0	0	0	0	0	0
TOTAL	0	0	0	1,000,000	4,500,000	4,500,000	0	0	10,000,000

OPERATING BUDGET IMPACT	2024-25	2025-26	2026-27	2027-28	2028-29	Future Yrs	Total
	0	0	0	0	0	0	0

CITY OF PLANO

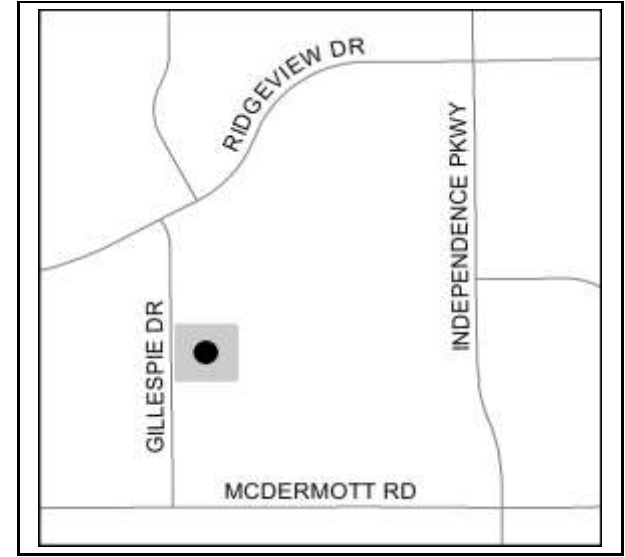
COMMUNITY INVESTMENT PROGRAM

Project Name: Hidden Meadow Landscape & Irrigation Renovation
Project Number: 320024 **Start Date:** Jun. 2023
Description: **Completion Date:** Sep. 2025

Landscape and Irrigation Renovatio at this park.

Project PKR-P-00059

(Migrated from previous account #28222)



EXPENDITURES	Prior Years	Re-Estimate	2024-25	2025-26	2026-27	2027-28	2028-29	Future Yrs	Total
Land	0	0	0	0	0	0	0	0	0
Design	0	0	0	0	0	0	0	0	0
Construction	0	93,000	551,500	0	0	0	0	0	644,500
Equipment	0	0	0	0	0	0	0	0	0
TOTAL	0	93,000	551,500	0	0	0	0	0	644,500

REVENUES	Prior Years	Re-Estimate	2024-25	2025-26	2026-27	2027-28	2028-29	Future Yrs	Total
Bond Funds	0	93,000	551,500	0	0	0	0	0	644,500
N/A	0	0	0	0	0	0	0	0	0
N/A	0	0	0	0	0	0	0	0	0
TOTAL	0	93,000	551,500	0	0	0	0	0	644,500

OPERATING BUDGET IMPACT	2024-25	2025-26	2026-27	2027-28	2028-29	Future Yrs	Total
	0	0	0	0	0	0	0

CITY OF PLANO

COMMUNITY INVESTMENT PROGRAM

Project Name: High Point Restroom Reno

Project Number: 22244

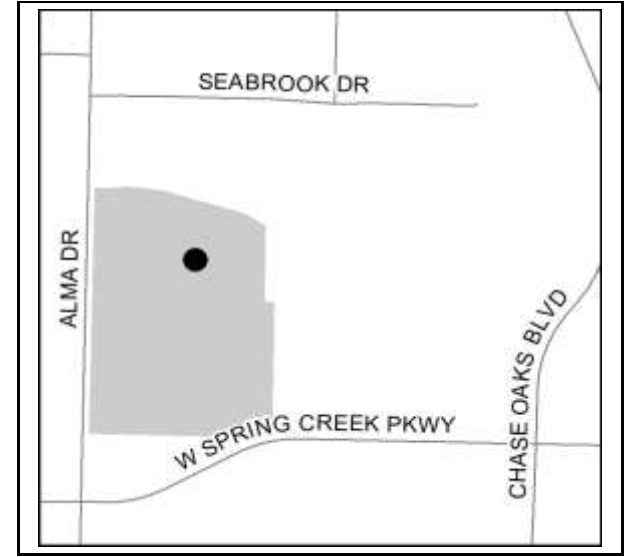
Start Date: Oct. 2021

Description:

Completion Date: Sep. 2026

Replace restroom at this location.

Project PKR-P-7506



EXPENDITURES	Prior Years	Re-Estimate	2024-25	2025-26	2026-27	2027-28	2028-29	Future Yrs	Total
Land	0	0	0	0	0	0	0	0	0
Design	96,075	45,925	0	0	0	0	0	0	142,000
Construction	0	0	0	1,228,700	0	0	0	0	1,228,700
Equipment	0	0	0	0	0	0	0	0	0
TOTAL	96,075	45,925	0	1,228,700	0	0	0	0	1,370,700

REVENUES	Prior Years	Re-Estimate	2024-25	2025-26	2026-27	2027-28	2028-29	Future Yrs	Total
Bond Funds	96,075	45,925	0	1,228,700	0	0	0	0	1,370,700
N/A	0	0	0	0	0	0	0	0	0
N/A	0	0	0	0	0	0	0	0	0
TOTAL	96,075	45,925	0	1,228,700	0	0	0	0	1,370,700

OPERATING BUDGET IMPACT	2024-25	2025-26	2026-27	2027-28	2028-29	Future Yrs	Total
	0	0	0	0	0	0	0

CITY OF PLANO

COMMUNITY INVESTMENT PROGRAM

Project Name: Hoblitzelle East Community Park Reno

Project Number: 22240

Start Date: Oct. 2021

Description:

Completion Date: Jul. 2026

Renovations and replacements of park elements may include athletic field renovations, playground equipment, shade shelter, sidewalk accessibility, drinking fountains, seating, lighting, irrigation and landscape.

Project PKR-P-7023



EXPENDITURES	Prior Years	Re-Estimate	2024-25	2025-26	2026-27	2027-28	2028-29	Future Yrs	Total
Land	0	0	0	0	0	0	0	0	0
Design	142,975	0	0	0	0	0	0	0	142,975
Construction	0	31,700	750,000	700,000	0	0	0	0	1,481,700
Equipment	0	0	0	0	0	0	0	0	0
TOTAL	142,975	31,700	750,000	700,000	0	0	0	0	1,624,675

REVENUES	Prior Years	Re-Estimate	2024-25	2025-26	2026-27	2027-28	2028-29	Future Yrs	Total
Bond Funds	142,975	31,700	750,000	700,000	0	0	0	0	1,624,675
N/A	0	0	0	0	0	0	0	0	0
N/A	0	0	0	0	0	0	0	0	0
TOTAL	142,975	31,700	750,000	700,000	0	0	0	0	1,624,675

OPERATING BUDGET IMPACT	2024-25	2025-26	2026-27	2027-28	2028-29	Future Yrs	Total
	0	0	0	0	0	0	0

CITY OF PLANO

COMMUNITY INVESTMENT PROGRAM

Project Name: Hoblitzelle Park Trail Extension at Hedgcoxe Road - Phase 2

Project Number: 320006

Start Date: May. 2023

Description:

Completion Date: Sep. 2024

Trail connection from Hedgcoxe sidewalk west of Russell Creek southeast along creek to Georgetown Drive.

Project PKR-P-00008

(Migrated from previous account #28225)



EXPENDITURES	Prior Years	Re-Estimate	2024-25	2025-26	2026-27	2027-28	2028-29	Future Yrs	Total
Land	0	0	0	0	0	0	0	0	0
Design	27,083	0	0	0	0	0	0	0	27,083
Construction	494,655	323,156	0	0	0	0	0	0	817,811
Equipment	0	0	0	0	0	0	0	0	0
TOTAL	521,738	323,156	0	0	0	0	0	0	844,894

REVENUES	Prior Years	Re-Estimate	2024-25	2025-26	2026-27	2027-28	2028-29	Future Yrs	Total
Bond Funds	521,738	323,156	0	0	0	0	0	0	844,894
N/A	0	0	0	0	0	0	0	0	0
N/A	0	0	0	0	0	0	0	0	0
TOTAL	521,738	323,156	0	0	0	0	0	0	844,894

OPERATING BUDGET IMPACT	2024-25	2025-26	2026-27	2027-28	2028-29	Future Yrs	Total
	0	0	0	0	0	0	0

CITY OF PLANO

COMMUNITY INVESTMENT PROGRAM

Project Name: Horseshoe Community Park Reno

Project Number: 22320

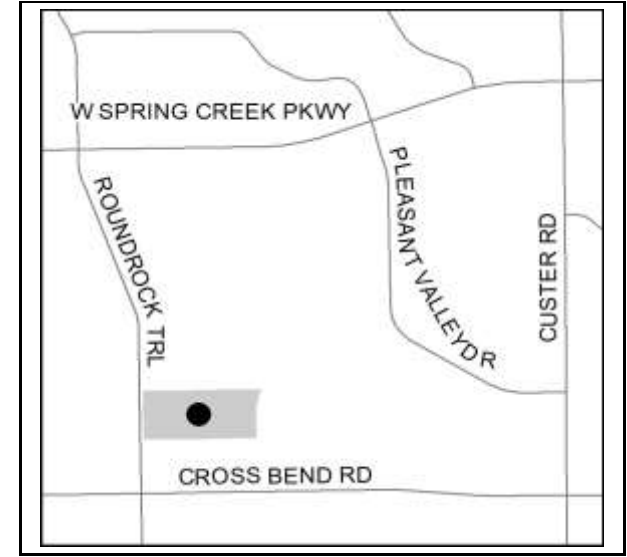
Start Date: Oct. 2021

Description:

Completion Date: May. 2025

Renovations and replacements of park elements may include athletic field renovations, playground equipment, shade shelter, sidewalk accessibility, drinking fountains, seating, lighting, irrigation and landscape.

Project PKR-P-7499



EXPENDITURES	Prior Years	Re-Estimate	2024-25	2025-26	2026-27	2027-28	2028-29	Future Yrs	Total
Land	0	0	0	0	0	0	0	0	0
Design	64,985	186,225	0	0	0	0	0	0	251,210
Construction	0	0	1,250,000	1,311,573	0	0	0	0	2,561,573
Equipment	0	0	0	0	0	0	0	0	0
TOTAL	64,985	186,225	1,250,000	1,311,573	0	0	0	0	2,812,783

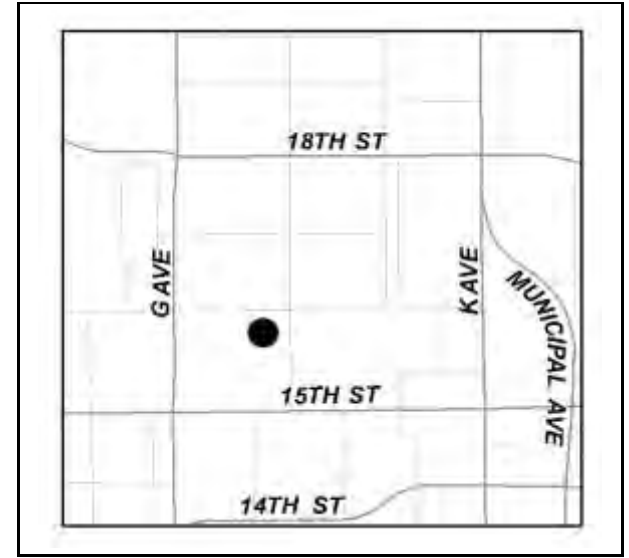
REVENUES	Prior Years	Re-Estimate	2024-25	2025-26	2026-27	2027-28	2028-29	Future Yrs	Total
Bond Funds	64,985	186,225	1,250,000	1,311,573	0	0	0	0	2,812,783
N/A	0	0	0	0	0	0	0	0	0
N/A	0	0	0	0	0	0	0	0	0
TOTAL	64,985	186,225	1,250,000	1,311,573	0	0	0	0	2,812,783

OPERATING BUDGET IMPACT	2024-25	2025-26	2026-27	2027-28	2028-29	Future Yrs	Total
	0	0	0	0	0	0	0

CITY OF PLANO

COMMUNITY INVESTMENT PROGRAM

Project Name: Legacy Trail Replacement @ Hegdecoxe
Project Number: 28227 **Start Date:** Oct. 2023
Description: **Completion Date:** Sep. 2025



EXPENDITURES	Prior Years	Re-Estimate	2024-25	2025-26	2026-27	2027-28	2028-29	Future Yrs	Total
Land	0	0	0	0	0	0	0	0	0
Design	0	11,050	0	0	0	0	0	0	11,050
Construction	0	0	350,000	0	0	0	0	0	350,000
Equipment	0	0	0	0	0	0	0	0	0
TOTAL	0	11,050	350,000	0	0	0	0	0	361,050

REVENUES	Prior Years	Re-Estimate	2024-25	2025-26	2026-27	2027-28	2028-29	Future Yrs	Total
Bond Funds	0	11,050	350,000	0	0	0	0	0	361,050
N/A	0	0	0	0	0	0	0	0	0
N/A	0	0	0	0	0	0	0	0	0
TOTAL	0	11,050	350,000	0	0	0	0	0	361,050

OPERATING BUDGET IMPACT	2024-25	2025-26	2026-27	2027-28	2028-29	Future Yrs	Total
	0	0	0	0	0	0	0

CITY OF PLANO

COMMUNITY INVESTMENT PROGRAM

Project Name: Longhorn Neighborhood Park Reno

Project Number: 22217

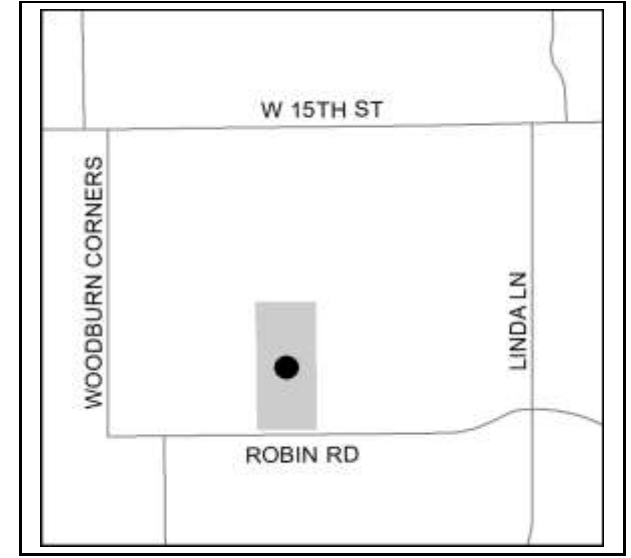
Start Date: Oct. 2021

Description:

Completion Date: Sep. 2024

Renovations and replacements of park elements may include playground equipment, shade shelter, sidewalk accessibility, drinking fountains, seating, lighting, irrigation and landscape.

Project PKR-P-7448



EXPENDITURES	Prior Years	Re-Estimate	2024-25	2025-26	2026-27	2027-28	2028-29	Future Yrs	Total
Land	0	0	0	0	0	0	0	0	0
Design	41,386	0	0	0	0	0	0	0	41,386
Construction	1,152	370,317	1,342,938	0	0	0	0	0	1,714,407
Equipment	0	0	0	0	0	0	0	0	0
TOTAL	42,538	370,317	1,342,938	0	0	0	0	0	1,755,793

REVENUES	Prior Years	Re-Estimate	2024-25	2025-26	2026-27	2027-28	2028-29	Future Yrs	Total
Bond Funds	42,538	370,317	1,342,938	0	0	0	0	0	1,755,793
N/A	0	0	0	0	0	0	0	0	0
N/A	0	0	0	0	0	0	0	0	0
TOTAL	42,538	370,317	1,342,938	0	0	0	0	0	1,755,793

OPERATING BUDGET IMPACT	2024-25	2025-26	2026-27	2027-28	2028-29	Future Yrs	Total
	0	0	0	0	0	0	0

CITY OF PLANO

COMMUNITY INVESTMENT PROGRAM

Project Name: Median Renovation Communications Pkwy & Parkwood Blvd
Project Number: 320014 **Start Date:** May. 2023
Description: **Completion Date:** Sep. 2025

A project to renovate the median landscape and irrigation in the following locations:
 Communications Parkway from Spring Creek to Windhaven and Glenhollow Dr to Chappell Hill.
 Parkwood Boulevard from Spring Creek to Parker and Chappell Hill to Park.

Project PKR-P-00043



EXPENDITURES	Prior Years	Re-Estimate	2024-25	2025-26	2026-27	2027-28	2028-29	Future Yrs	Total
Land	0	0	0	0	0	0	0	0	0
Design	0	75,000	0	0	0	0	0	0	75,000
Construction	0	0	300,000	0	0	0	0	0	300,000
Equipment	0	0	0	0	0	0	0	0	0
TOTAL	0	75,000	300,000	0	0	0	0	0	375,000

REVENUES	Prior Years	Re-Estimate	2024-25	2025-26	2026-27	2027-28	2028-29	Future Yrs	Total
Bond Funds	0	75,000	300,000	0	0	0	0	0	375,000
N/A	0	0	0	0	0	0	0	0	0
N/A	0	0	0	0	0	0	0	0	0
TOTAL	0	75,000	300,000	0	0	0	0	0	375,000

OPERATING BUDGET IMPACT	2024-25	2025-26	2026-27	2027-28	2028-29	Future Yrs	Total
	0	0	0	0	0	0	0

CITY OF PLANO

COMMUNITY INVESTMENT PROGRAM

Project Name: Oak Point Land Acquisition

Project Number: 320054

Description:

Environmental Report on land acquisition.

Project PKR-B-00001

Start Date: Sep. 2023

Completion Date: Jan. 2024



EXPENDITURES	Prior Years	Re-Estimate	2024-25	2025-26	2026-27	2027-28	2028-29	Future Yrs	Total
Land	0	54,651	0	0	0	0	0	0	54,651
Design	0	0	0	0	0	0	0	0	0
Construction	0	0	0	0	0	0	0	0	0
Equipment	0	0	0	0	0	0	0	0	0
TOTAL	0	54,651	0	0	0	0	0	0	54,651

REVENUES	Prior Years	Re-Estimate	2024-25	2025-26	2026-27	2027-28	2028-29	Future Yrs	Total
Bond Funds	0	54,651	0	0	0	0	0	0	54,651
N/A	0	0	0	0	0	0	0	0	0
N/A	0	0	0	0	0	0	0	0	0
TOTAL	0	54,651	0	0	0	0	0	0	54,651

OPERATING BUDGET IMPACT	2024-25	2025-26	2026-27	2027-28	2028-29	Future Yrs	Total
	0	0	0	0	0	0	0

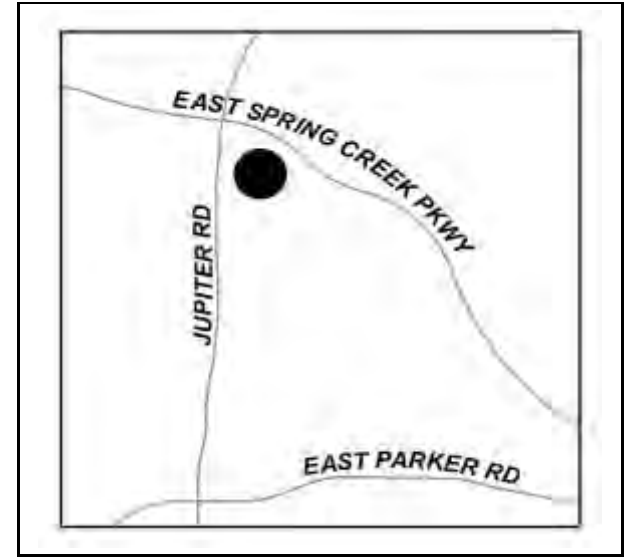
CITY OF PLANO

COMMUNITY INVESTMENT PROGRAM

Project Name: Oak Point Recreation Center Outdoor Pool - CMAR
Project Number: 320059 **Start Date:** Nov. 2017
Description: **Completion Date:** Sep. 2024

A project to remove and replace the existing pool with expanded outdoor aquatic opportunities.

Project PKR-P-7034.1



EXPENDITURES	Prior Years	Re-Estimate	2024-25	2025-26	2026-27	2027-28	2028-29	Future Yrs	Total
Land	0	0	0	0	0	0	0	0	0
Design	0	0	0	0	0	0	0	0	0
Construction	0	228,155	0	0	0	0	0	0	228,155
Equipment	0	0	0	0	0	0	0	0	0
TOTAL	0	228,155	0	0	0	0	0	0	228,155

REVENUES	Prior Years	Re-Estimate	2024-25	2025-26	2026-27	2027-28	2028-29	Future Yrs	Total
Bond Funds	0	228,155	0	0	0	0	0	0	228,155
N/A	0	0	0	0	0	0	0	0	0
N/A	0	0	0	0	0	0	0	0	0
TOTAL	0	228,155	0	0	0	0	0	0	228,155

OPERATING BUDGET IMPACT	2024-25	2025-26	2026-27	2027-28	2028-29	Future Yrs	Total
	0	0	0	0	0	0	0

CITY OF PLANO

COMMUNITY INVESTMENT PROGRAM

Project Name: Old Shepard Community Park Renovation

Project Number: 22246

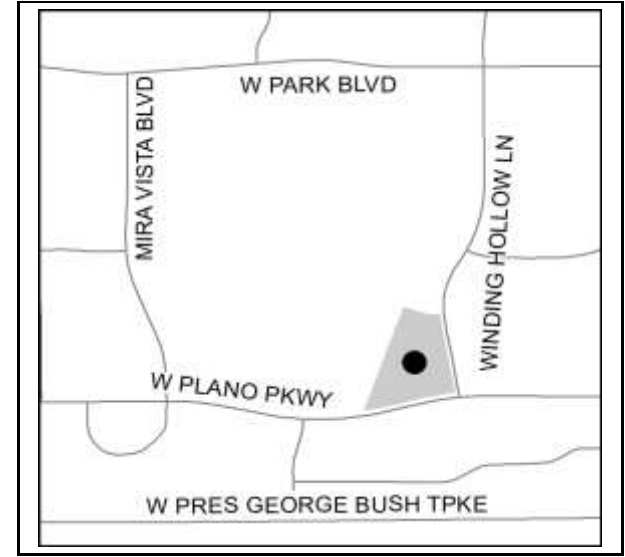
Start Date: Oct. 2022

Description:

Completion Date: Jan. 2026

Renovation to include new irrigation system, new playground, drainage improvements, athletic turf improvements and a new restroom building.

Project PKR-P-7172



EXPENDITURES	Prior Years	Re-Estimate	2024-25	2025-26	2026-27	2027-28	2028-29	Future Yrs	Total
Land	0	0	0	0	0	0	0	0	0
Design	180,235	18,855	0	0	0	0	0	0	199,090
Construction	0	0	1,000,000	1,549,995	0	0	0	0	2,549,995
Equipment	0	0	0	0	0	0	0	0	0
TOTAL	180,235	18,855	1,000,000	1,549,995	0	0	0	0	2,749,085

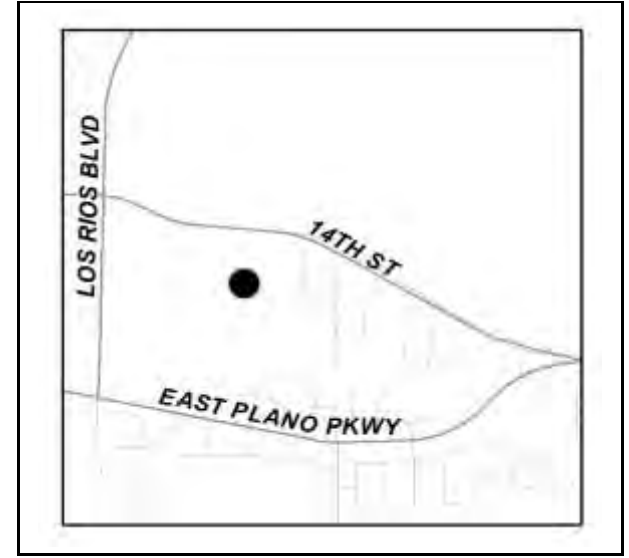
REVENUES	Prior Years	Re-Estimate	2024-25	2025-26	2026-27	2027-28	2028-29	Future Yrs	Total
Bond Funds	180,235	18,855	1,000,000	1,549,995	0	0	0	0	2,749,085
N/A	0	0	0	0	0	0	0	0	0
N/A	0	0	0	0	0	0	0	0	0
TOTAL	180,235	18,855	1,000,000	1,549,995	0	0	0	0	2,749,085

OPERATING BUDGET IMPACT	2024-25	2025-26	2026-27	2027-28	2028-29	Future Yrs	Total
	0	0	0	0	0	0	0

CITY OF PLANO

COMMUNITY INVESTMENT PROGRAM

Project Name: Pecan Hollow Golf Course Improvements
Project Number: 320060 **Start Date:** Dec. 2023
Description: **Completion Date:** Dec. 2024
 Review, analysis, and master planning for future golf course improvements.
 Project PKR-P-00096



EXPENDITURES	Prior Years	Re-Estimate	2024-25	2025-26	2026-27	2027-28	2028-29	Future Yrs	Total
Land	0	0	0	0	0	0	0	0	0
Design	0	16,000	0	0	0	0	0	0	16,000
Construction	0	0	0	0	0	0	0	0	0
Equipment	0	0	0	0	0	0	0	0	0
TOTAL	0	16,000	0	0	0	0	0	0	16,000

REVENUES	Prior Years	Re-Estimate	2024-25	2025-26	2026-27	2027-28	2028-29	Future Yrs	Total
Bond Funds	0	16,000	0	0	0	0	0	0	16,000
N/A	0	0	0	0	0	0	0	0	0
N/A	0	0	0	0	0	0	0	0	0
TOTAL	0	16,000	0	0	0	0	0	0	16,000

OPERATING BUDGET IMPACT	2024-25	2025-26	2026-27	2027-28	2028-29	Future Yrs	Total
	0	0	0	0	0	0	0

CITY OF PLANO

COMMUNITY INVESTMENT PROGRAM

Project Name: Pickle Ball Market Scan

Project Number: 320058

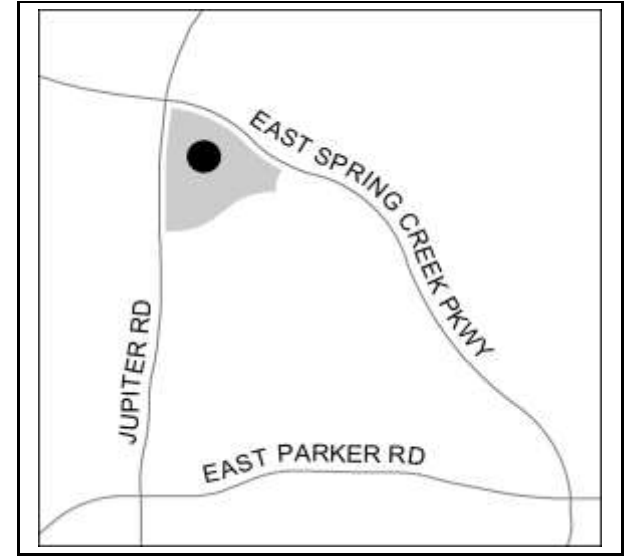
Start Date: Nov. 2023

Description:

Completion Date: Sep. 2024

The purpose of this study is to develop a comprehensive understanding of current municipal and private offerings for indoor and outdoor pickleball in Plano and determine the resident demand for indoor and outdoor pickleball in the city.

Project PKR-P-00095



EXPENDITURES	Prior Years	Re-Estimate	2024-25	2025-26	2026-27	2027-28	2028-29	Future Yrs	Total
Land	0	0	0	0	0	0	0	0	0
Design	0	42,000	0	0	0	0	0	0	42,000
Construction	0	0	0	0	0	0	0	0	0
Equipment	0	0	0	0	0	0	0	0	0
TOTAL	0	42,000	0	0	0	0	0	0	42,000

REVENUES	Prior Years	Re-Estimate	2024-25	2025-26	2026-27	2027-28	2028-29	Future Yrs	Total
Bond Funds	0	42,000	0	0	0	0	0	0	42,000
N/A	0	0	0	0	0	0	0	0	0
N/A	0	0	0	0	0	0	0	0	0
TOTAL	0	42,000	0	0	0	0	0	0	42,000

OPERATING BUDGET IMPACT	2024-25	2025-26	2026-27	2027-28	2028-29	Future Yrs	Total
	0	0	0	0	0	0	0

CITY OF PLANO

COMMUNITY INVESTMENT PROGRAM

Project Name: Pickleball Courts Conceptual Design

Project Number: 320056

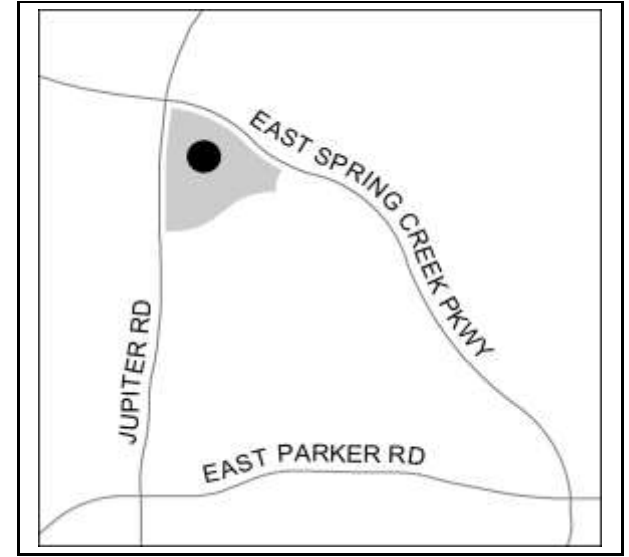
Start Date: Sep. 2023

Description:

Completion Date: Sep. 2024

Conceptual design, planning requirements and cost estimates for pickleball courts at 6000 Jupiter Road.

Project PKR-P-00092



EXPENDITURES	Prior Years	Re-Estimate	2024-25	2025-26	2026-27	2027-28	2028-29	Future Yrs	Total
Land	0	0	0	0	0	0	0	0	0
Design	0	22,500	0	0	0	0	0	0	22,500
Construction	0	0	0	0	0	0	0	0	0
Equipment	0	0	0	0	0	0	0	0	0
TOTAL	0	22,500	0	0	0	0	0	0	22,500

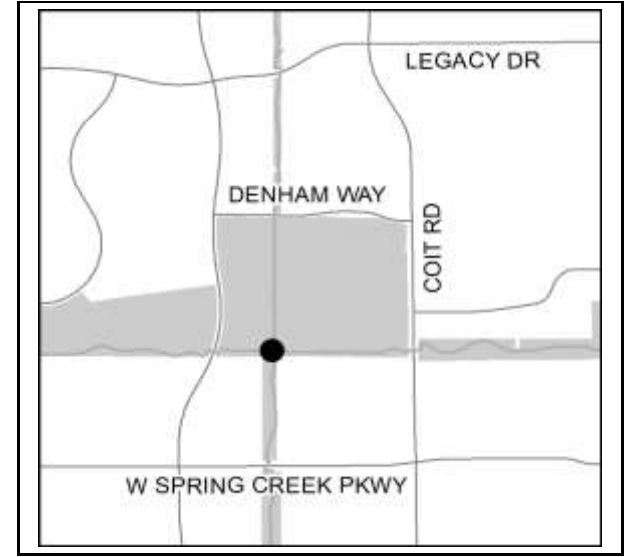
REVENUES	Prior Years	Re-Estimate	2024-25	2025-26	2026-27	2027-28	2028-29	Future Yrs	Total
Bond Funds	0	22,500	0	0	0	0	0	0	22,500
N/A	0	0	0	0	0	0	0	0	0
N/A	0	0	0	0	0	0	0	0	0
TOTAL	0	22,500	0	0	0	0	0	0	22,500

OPERATING BUDGET IMPACT	2024-25	2025-26	2026-27	2027-28	2028-29	Future Yrs	Total
	0	0	0	0	0	0	0

CITY OF PLANO

COMMUNITY INVESTMENT PROGRAM

Project Name: Preston Ridge / Bluebonnet Intersection Trail Replacement
Project Number: 22354 **Start Date:** Oct. 2022
Description: **Completion Date:** Sep. 2024
 A project to replace a segment of trail in this location.
 Project PKR-P-7476



EXPENDITURES	Prior Years	Re-Estimate	2024-25	2025-26	2026-27	2027-28	2028-29	Future Yrs	Total
Land	0	0	0	0	0	0	0	0	0
Design	0	0	0	0	0	0	0	0	0
Construction	0	320,000	0	0	0	0	0	0	320,000
Equipment	0	0	0	0	0	0	0	0	0
TOTAL	0	320,000	0	0	0	0	0	0	320,000

REVENUES	Prior Years	Re-Estimate	2024-25	2025-26	2026-27	2027-28	2028-29	Future Yrs	Total
Bond Funds	0	205,000	0	0	0	0	0	0	205,000
Oncor	0	115,000	0	0	0	0	0	0	115,000
N/A	0	0	0	0	0	0	0	0	0
TOTAL	0	320,000	0	0	0	0	0	0	320,000

OPERATING BUDGET IMPACT	2024-25	2025-26	2026-27	2027-28	2028-29	Future Yrs	Total
	0	0	0	0	0	0	0

CITY OF PLANO

COMMUNITY INVESTMENT PROGRAM

Project Name: Russell Creek Dumpster Enclosure

Project Number: 327501

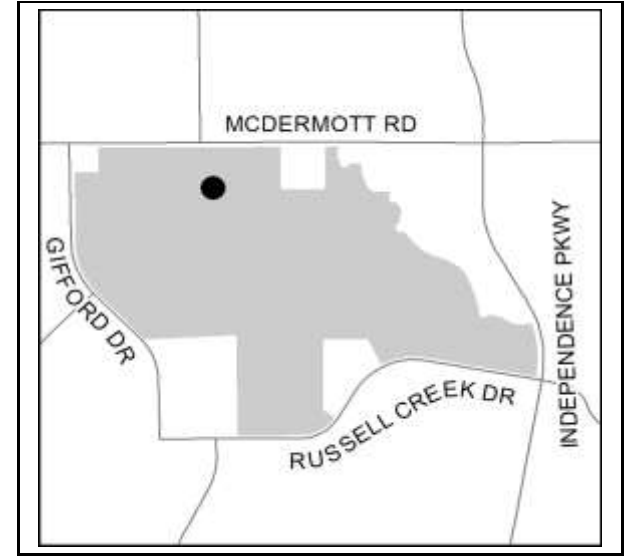
Start Date: Feb. 2024

Description:

Completion Date: Sep. 2024

A project to install a screened dumpster.

Project PKR-P-00097



EXPENDITURES	Prior Years	Re-Estimate	2024-25	2025-26	2026-27	2027-28	2028-29	Future Yrs	Total
Land	0	0	0	0	0	0	0	0	0
Design	0	0	0	0	0	0	0	0	0
Construction	0	90,000	0	0	0	0	0	0	90,000
Equipment	0	0	0	0	0	0	0	0	0
TOTAL	0	90,000	0	0	0	0	0	0	90,000

REVENUES	Prior Years	Re-Estimate	2024-25	2025-26	2026-27	2027-28	2028-29	Future Yrs	Total
Bond Funds	0	90,000	0	0	0	0	0	0	90,000
N/A	0	0	0	0	0	0	0	0	0
N/A	0	0	0	0	0	0	0	0	0
TOTAL	0	90,000	0	0	0	0	0	0	90,000

OPERATING BUDGET IMPACT	2024-25	2025-26	2026-27	2027-28	2028-29	Future Yrs	Total
	0	0	0	0	0	0	0

CITY OF PLANO

COMMUNITY INVESTMENT PROGRAM

Project Name: Russell Creek Park Driveway / McDermott Replacement

Project Number: 22219

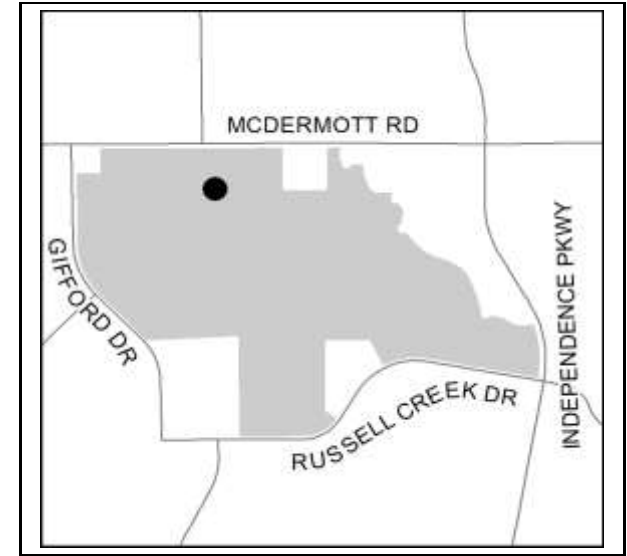
Start Date: Oct. 2021

Description:

Completion Date: Sep. 2023

Replace the main drive into Russell Creek Park connecting to the south side of McDermott.

Project PKR-P-7495



EXPENDITURES	Prior Years	Re-Estimate	2024-25	2025-26	2026-27	2027-28	2028-29	Future Yrs	Total
Land	0	0	0	0	0	0	0	0	0
Design	88,843	0	0	0	0	0	0	0	88,843
Construction	530,809	67,925	0	0	0	0	0	0	598,734
Equipment	0	0	0	0	0	0	0	0	0
TOTAL	619,652	67,925	0	0	0	0	0	0	687,577

REVENUES	Prior Years	Re-Estimate	2024-25	2025-26	2026-27	2027-28	2028-29	Future Yrs	Total
Bond Funds	619,652	67,925	0	0	0	0	0	0	687,577
N/A	0	0	0	0	0	0	0	0	0
N/A	0	0	0	0	0	0	0	0	0
TOTAL	619,652	67,925	0	0	0	0	0	0	687,577

OPERATING BUDGET IMPACT	2024-25	2025-26	2026-27	2027-28	2028-29	Future Yrs	Total
	0	0	0	0	0	0	0

CITY OF PLANO

COMMUNITY INVESTMENT PROGRAM

Project Name: Santa Fe Trail Replacement at Oak Grove

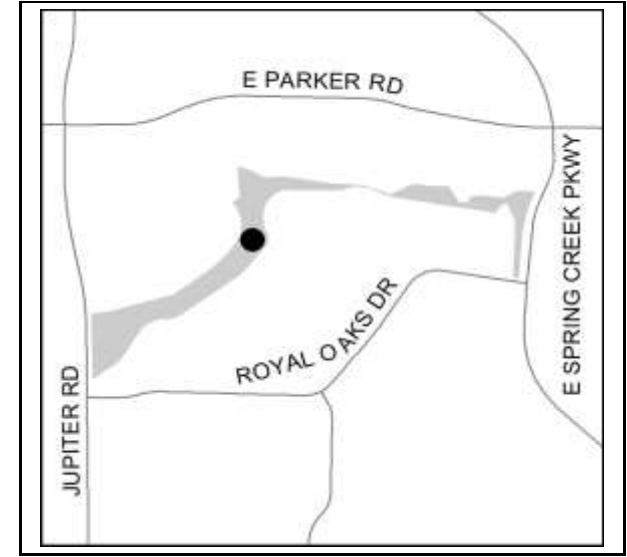
Project Number: 22349

Start Date: Oct. 2021

Description:

Completion Date: Sep. 2023

Replacement of trail between Majestic Drive and Peachtree Lane in conjunction with a project to replace Oak Grove Drive.



EXPENDITURES	Prior Years	Re-Estimate	2024-25	2025-26	2026-27	2027-28	2028-29	Future Yrs	Total
Land	0	0	0	0	0	0	0	0	0
Design	81,770	110,730	0	0	0	0	0	0	192,500
Construction	0	0	842,000	0	0	0	0	0	842,000
Equipment	0	0	0	0	0	0	0	0	0
TOTAL	81,770	110,730	842,000	0	0	0	0	0	1,034,500

REVENUES	Prior Years	Re-Estimate	2024-25	2025-26	2026-27	2027-28	2028-29	Future Yrs	Total
Bond Funds	81,770	110,730	84,200	0	0	0	0	0	276,700
N/A	0	0	0	0	0	0	0	0	0
N/A	0	0	0	0	0	0	0	0	0
TOTAL	81,770	110,730	84,200	0	0	0	0	0	276,700

OPERATING BUDGET IMPACT	2024-25	2025-26	2026-27	2027-28	2028-29	Future Yrs	Total
	0	0	0	0	0	0	0

CITY OF PLANO

COMMUNITY INVESTMENT PROGRAM

Project Name: Shoshoni Park Irrigation Reno

Project Number: 320023

Start Date: Jun. 2023

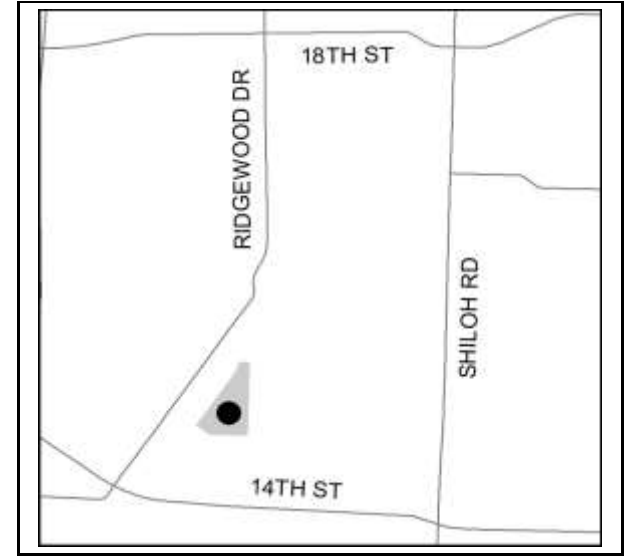
Description:

Completion Date: Sep. 2027

Renovate irrigation system and associated turf areas at this park.

Project PKR-P-00058

(Migrated from previous account #28219)



EXPENDITURES	Prior Years	Re-Estimate	2024-25	2025-26	2026-27	2027-28	2028-29	Future Yrs	Total
Land	0	0	0	0	0	0	0	0	0
Design	0	30,225	0	0	0	0	0	0	30,225
Construction	0	0	419,775	0	0	0	0	0	419,775
Equipment	0	0	0	0	0	0	0	0	0
TOTAL	0	30,225	419,775	0	0	0	0	0	450,000

REVENUES	Prior Years	Re-Estimate	2024-25	2025-26	2026-27	2027-28	2028-29	Future Yrs	Total
Bond Funds	0	30,225	419,775	0	0	0	0	0	450,000
N/A	0	0	0	0	0	0	0	0	0
N/A	0	0	0	0	0	0	0	0	0
TOTAL	0	30,225	419,775	0	0	0	0	0	450,000

OPERATING BUDGET IMPACT	2024-25	2025-26	2026-27	2027-28	2028-29	Future Yrs	Total
	0	0	0	0	0	0	0

CITY OF PLANO

COMMUNITY INVESTMENT PROGRAM

Project Name: Silver Line Rail Trail

Project Number: 320013

Start Date: Oct. 2021

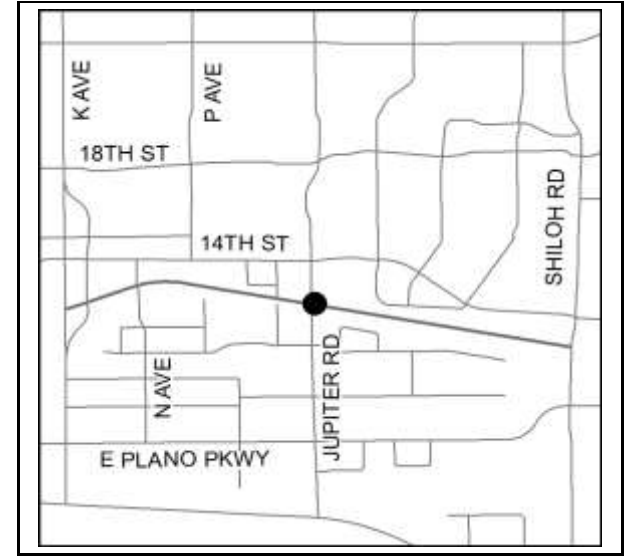
Description:

Completion Date: Sep. 2024

Located within the DART Silver Line Rail corridor, the Cotton Belt Trail connects seven cities (Grapevine, Coppell, Carrollton, Addison, Dallas, Richardson, and Plano) and three counties (Tarrant, Dallas, and Collin) to the DFW Airport. Funding of construction for the Plano sector is comprised of \$1.7M from Plano's 2019 TA Set-Aside Program award. The award accounts for 50% of the total contribution (\$3.41M) toward the project per Resolution 2019-3-3(R). This funding will be transferred directly to DART for all trail project compents that are not included and requirements the ILA between the City of Plano and DART, executed on 9/6/18 and amended and updated on 11/16/2022.

Project PKR-P-00020

(Migrated from previous account #22348)



EXPENDITURES	Prior Years	Re-Estimate	2024-25	2025-26	2026-27	2027-28	2028-29	Future Yrs	Total
Land	0	0	0	0	0	0	0	0	0
Design	0	0	0	0	0	0	0	0	0
Construction	0	1,700,877	0	0	0	0	0	0	1,700,877
Equipment	0	0	0	0	0	0	0	0	0
TOTAL	0	1,700,877	0	0	0	0	0	0	1,700,877

REVENUES	Prior Years	Re-Estimate	2024-25	2025-26	2026-27	2027-28	2028-29	Future Yrs	Total
Bond Funds	0	1,700,877	0	0	0	0	0	0	1,700,877
N/A	0	0	0	0	0	0	0	0	0
N/A	0	0	0	0	0	0	0	0	0
TOTAL	0	1,700,877	0	0	0	0	0	0	1,700,877

OPERATING BUDGET IMPACT	2024-25	2025-26	2026-27	2027-28	2028-29	Future Yrs	Total
	0	0	0	0	0	0	0

CITY OF PLANO

COMMUNITY INVESTMENT PROGRAM

Project Name: Tejas Neighborhood Park Reno

Project Number: 320011

Start Date: Apr. 2023

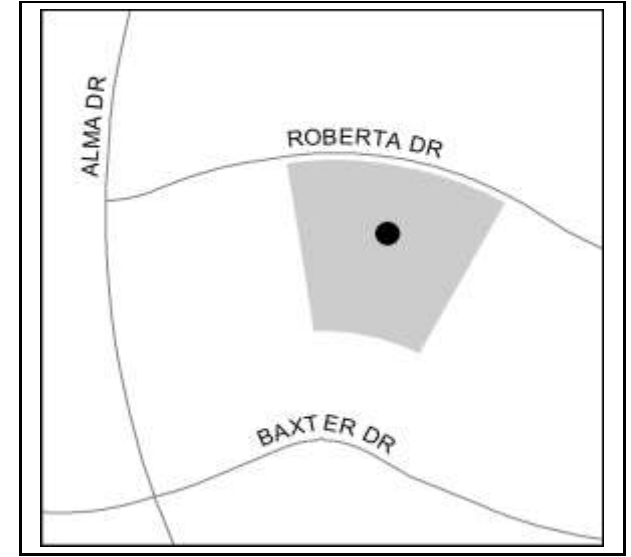
Description:

Completion Date: Sep. 2026

Renovations and replacements of park elements may include playground equipment, shade shelter, sidewalk accessibility, drinking fountains, seating, lighting, irrigation and landscape.

Project PKR-P-00013

(Migrated from previous account #22221)



EXPENDITURES	Prior Years	Re-Estimate	2024-25	2025-26	2026-27	2027-28	2028-29	Future Yrs	Total
Land	0	0	0	0	0	0	0	0	0
Design	19,139	154,020	0	0	0	0	0	0	173,159
Construction	0	0	1,596,451	550,000	0	0	0	0	2,146,451
Equipment	0	0	0	0	0	0	0	0	0
TOTAL	19,139	154,020	1,596,451	550,000	0	0	0	0	2,319,610

REVENUES	Prior Years	Re-Estimate	2024-25	2025-26	2026-27	2027-28	2028-29	Future Yrs	Total
Bond Funds	19,139	154,020	1,596,451	550,000	0	0	0	0	2,319,610
N/A	0	0	0	0	0	0	0	0	0
N/A	0	0	0	0	0	0	0	0	0
TOTAL	19,139	154,020	1,596,451	550,000	0	0	0	0	2,319,610

OPERATING BUDGET IMPACT	2024-25	2025-26	2026-27	2027-28	2028-29	Future Yrs	Total
	0	0	0	0	0	0	0

CITY OF PLANO

COMMUNITY INVESTMENT PROGRAM

Project Name: Timber Brook Park Irrigation & Landscape Renovation

Project Number: 320004

Start Date: Mar. 2023

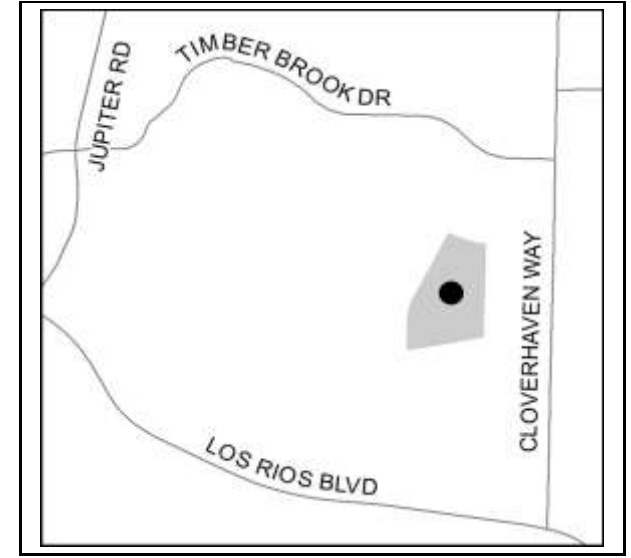
Description:

Completion Date: Sep. 2025

A project to renovate the entire irrigation system, re-sod the entire site to eliminate the bluestem infestation, re-grade and re-sod the ball field area located at the southeast corner of the site, site grade for selected low areas and washout areas, plant additional trees along Norwood Lane.

Project PKR-P-00003

(Migrated from previous account #28217)



EXPENDITURES	Prior Years	Re-Estimate	2024-25	2025-26	2026-27	2027-28	2028-29	Future Yrs	Total
Land	0	0	0	0	0	0	0	0	0
Design	0	48,500	0	0	0	0	0	0	48,500
Construction	0	0	734,782	0	0	0	0	0	734,782
Equipment	0	0	0	0	0	0	0	0	0
TOTAL	0	48,500	734,782	0	0	0	0	0	783,282

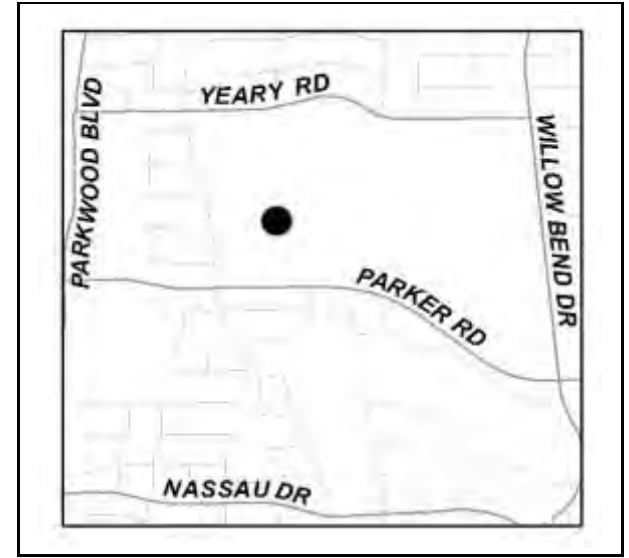
REVENUES	Prior Years	Re-Estimate	2024-25	2025-26	2026-27	2027-28	2028-29	Future Yrs	Total
Bond Funds	0	48,500	734,782	0	0	0	0	0	783,282
N/A	0	0	0	0	0	0	0	0	0
N/A	0	0	0	0	0	0	0	0	0
TOTAL	0	48,500	734,782	0	0	0	0	0	783,282

OPERATING BUDGET IMPACT	2024-25	2025-26	2026-27	2027-28	2028-29	Future Yrs	Total
	0	0	0	0	0	0	0

CITY OF PLANO

COMMUNITY INVESTMENT PROGRAM

Project Name: Tom Muehlenbeck Recreation Center Exterior Lights
Project Number: 321501 **Start Date:** Dec. 2023
Description: **Completion Date:** Sep. 2025
 Replace pole lights, paint poles, replace bollard lights
 Project FAC-F-00121



EXPENDITURES	Prior Years	Re-Estimate	2024-25	2025-26	2026-27	2027-28	2028-29	Future Yrs	Total
Land	0	0	0	0	0	0	0	0	0
Design	0	0	0	0	0	0	0	0	0
Construction	0	0	130,000	0	0	0	0	0	130,000
Equipment	0	0	0	0	0	0	0	0	0
TOTAL	0	0	130,000	0	0	0	0	0	130,000

REVENUES	Prior Years	Re-Estimate	2024-25	2025-26	2026-27	2027-28	2028-29	Future Yrs	Total
Bond Funds	0	0	130,000	0	0	0	0	0	130,000
N/A	0	0	0	0	0	0	0	0	0
N/A	0	0	0	0	0	0	0	0	0
TOTAL	0	0	130,000	0	0	0	0	0	130,000

OPERATING BUDGET IMPACT	2024-25	2025-26	2026-27	2027-28	2028-29	Future Yrs	Total
	0	0	0	0	0	0	0

CITY OF PLANO

COMMUNITY INVESTMENT PROGRAM

Project Name: West Park Blvd Median Renovation

Project Number: 320007

Start Date: Dec. 2022

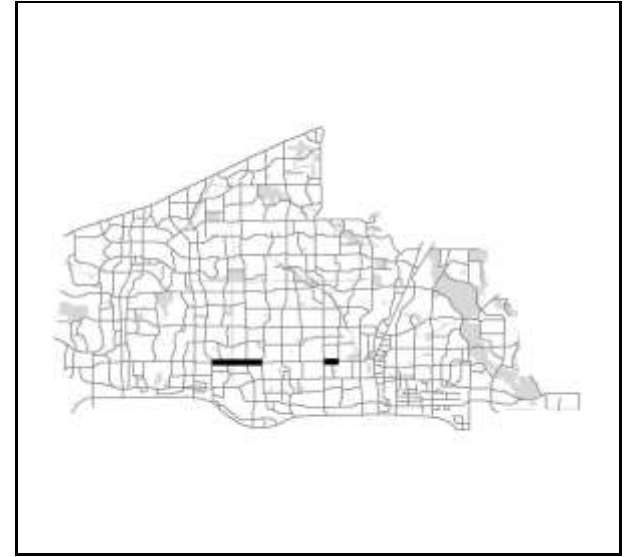
Description:

Completion Date: Sep. 2024

A project to renovate the median of West Park Boulevard between Country Place Drive to Custer Road and Woodburn Corners to Ohio Drive.

Project PKR-P-00009

(Migrated from previous account #22359)



EXPENDITURES	Prior Years	Re-Estimate	2024-25	2025-26	2026-27	2027-28	2028-29	Future Yrs	Total
Land	0	0	0	0	0	0	0	0	0
Design	57,100	0	0	0	0	0	0	0	57,100
Construction	0	591,248	0	0	0	0	0	0	591,248
Equipment	0	0	0	0	0	0	0	0	0
TOTAL	57,100	591,248	0	0	0	0	0	0	648,348

REVENUES	Prior Years	Re-Estimate	2024-25	2025-26	2026-27	2027-28	2028-29	Future Yrs	Total
Bond Funds	57,100	591,248	0	0	0	0	0	0	648,348
N/A	0	0	0	0	0	0	0	0	0
N/A	0	0	0	0	0	0	0	0	0
TOTAL	57,100	591,248	0	0	0	0	0	0	648,348

OPERATING BUDGET IMPACT	2024-25	2025-26	2026-27	2027-28	2028-29	Future Yrs	Total
	0	0	0	0	0	0	0

CITY OF PLANO

COMMUNITY INVESTMENT PROGRAM

Project Name: White Rock Trail Park LOMR

Project Number: 22356

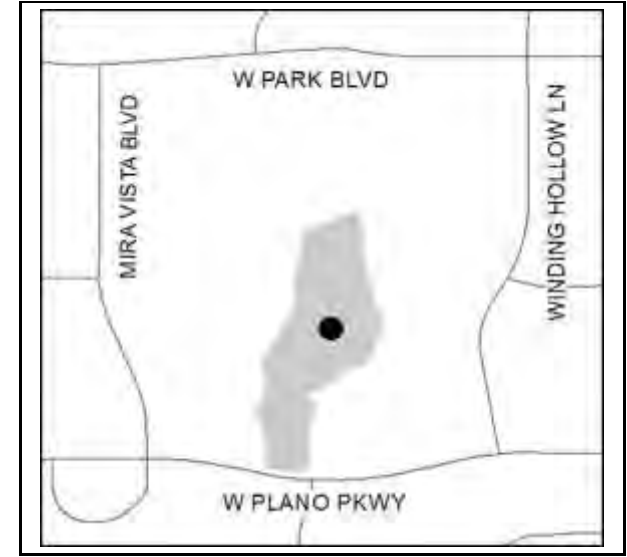
Start Date: Oct. 2022

Description:

Completion Date: Sep. 2024

A project to complete FEMA's floodplain analysis process associated with the White Rock Park Trail Replacement project.

Project PKR-P-6543.2



EXPENDITURES	Prior Years	Re-Estimate	2024-25	2025-26	2026-27	2027-28	2028-29	Future Yrs	Total
Land	0	0	0	0	0	0	0	0	0
Design	76,125	500	0	0	0	0	0	0	76,625
Construction	0	0	0	0	0	0	0	0	0
Equipment	0	0	0	0	0	0	0	0	0
TOTAL	76,125	500	0	0	0	0	0	0	76,625

REVENUES	Prior Years	Re-Estimate	2024-25	2025-26	2026-27	2027-28	2028-29	Future Yrs	Total
Bond Funds	76,125	500	0	0	0	0	0	0	76,625
N/A	0	0	0	0	0	0	0	0	0
N/A	0	0	0	0	0	0	0	0	0
TOTAL	76,125	500	0	0	0	0	0	0	76,625

OPERATING BUDGET IMPACT	2024-25	2025-26	2026-27	2027-28	2028-29	Future Yrs	Total
	0	0	0	0	0	0	0

CITY OF PLANO

COMMUNITY INVESTMENT PROGRAM

Project Name: Willow Creek East Trail Replacement

Project Number: 320010

Start Date: Oct. 2021

Description:

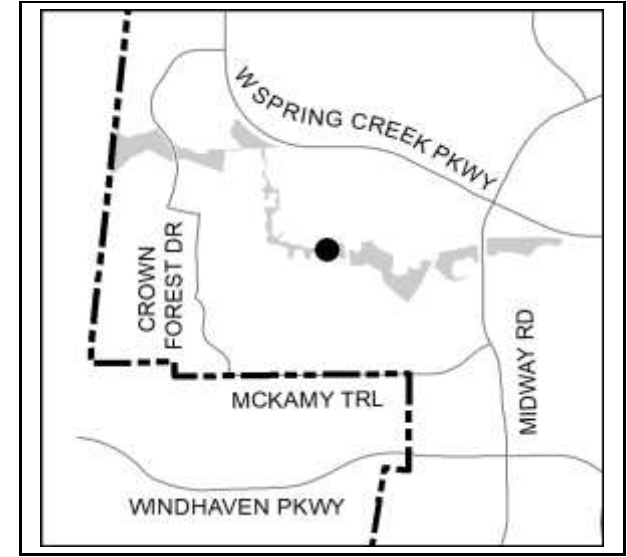
Completion Date: Sep. 2025

A project to design and renovate a 0.25-mile section of Willow Creek Trail, between Roanoke Drive and P Avenue, as well as address an eroding creek bank adjacent to neighboring homes.

Project PKR-P-7566

(Migrated from previous account #22357)

(See also Drainage CIP #70138)



EXPENDITURES	Prior Years	Re-Estimate	2024-25	2025-26	2026-27	2027-28	2028-29	Future Yrs	Total
Land	0	0	0	0	0	0	0	0	0
Design	112,191	0	0	0	0	0	0	0	112,191
Construction	0	277,374	260,000	0	0	0	0	0	537,374
Equipment	0	0	0	0	0	0	0	0	0
TOTAL	112,191	277,374	260,000	0	0	0	0	0	649,565

REVENUES	Prior Years	Re-Estimate	2024-25	2025-26	2026-27	2027-28	2028-29	Future Yrs	Total
Bond Funds	112,191	277,374	260,000	0	0	0	0	0	649,565
N/A	0	0	0	0	0	0	0	0	0
N/A	0	0	0	0	0	0	0	0	0
TOTAL	112,191	277,374	260,000	0	0	0	0	0	649,565

OPERATING BUDGET IMPACT	2024-25	2025-26	2026-27	2027-28	2028-29	Future Yrs	Total
	0	0	0	0	0	0	0

Recreation Center Facility Projects

Project		Prior Yrs	Re-Est	2024-25	2025-26	2026-27	2027-28	2028-29	Future	Total
23171	17 Oak Point Recreation Center Pools	10,114,566	72,892	0	0	0	0	0	0	10,187,458
210001	21 Tom Muehlenbeck Recreation Center Renova	278,788	1,024,695	11,432,649	3,163,868	0	0	0	0	15,900,000
TOTAL		10,393,354	1,097,587	11,432,649	3,163,868	0	0	0	0	26,087,458

CITY OF PLANO

COMMUNITY INVESTMENT PROGRAM

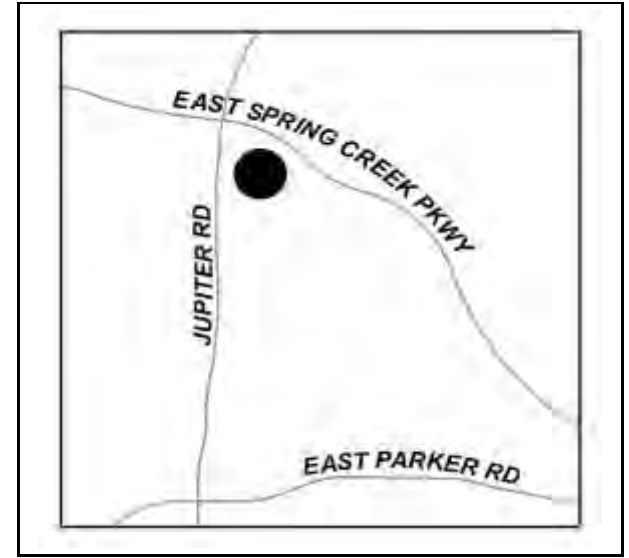
Project Name: 17 Oak Point Recreation Center Pools
Project Number: 23171 **Start Date:** Oct. 2018
Description: **Completion Date:** Sep. 2024

Addition of large outdoor pool area at Oak Point Recreation Center.

Design was awarded to Weston & Sampson to begin a facility master plan in October 2018. Weston & Sampon will also prepare construction documents. Core Construction was selected in August 2019 as the CMAR. Council approved construction contract with Core in December 2020. The pools opened Memorial Day weekend of 2023.

Project PKR-P-7034.1

(See also Park Improvements CIP #22363)



EXPENDITURES	Prior Years	Re-Estimate	2024-25	2025-26	2026-27	2027-28	2028-29	Future Yrs	Total
Land	0	0	0	0	0	0	0	0	0
Design	1,029,410	0	0	0	0	0	0	0	1,029,410
Construction	9,085,156	72,892	0	0	0	0	0	0	9,158,048
Equipment	0	0	0	0	0	0	0	0	0
TOTAL	10,114,566	72,892	0	0	0	0	0	0	10,187,458

REVENUES	Prior Years	Re-Estimate	2024-25	2025-26	2026-27	2027-28	2028-29	Future Yrs	Total
17 Bond Funds	10,114,566	72,892	0	0	0	0	0	0	10,187,458
N/A	0	0	0	0	0	0	0	0	0
N/A	0	0	0	0	0	0	0	0	0
TOTAL	10,114,566	72,892	0	0	0	0	0	0	10,187,458

OPERATING BUDGET IMPACT	2024-25	2025-26	2026-27	2027-28	2028-29	Future Yrs	Total
	0	0	0	0	0	0	0

CITY OF PLANO

COMMUNITY INVESTMENT PROGRAM

Project Name: 21 Tom Muehlenbeck Recreation Center Renovation

Project Number: 210001

Start Date: Oct. 2022

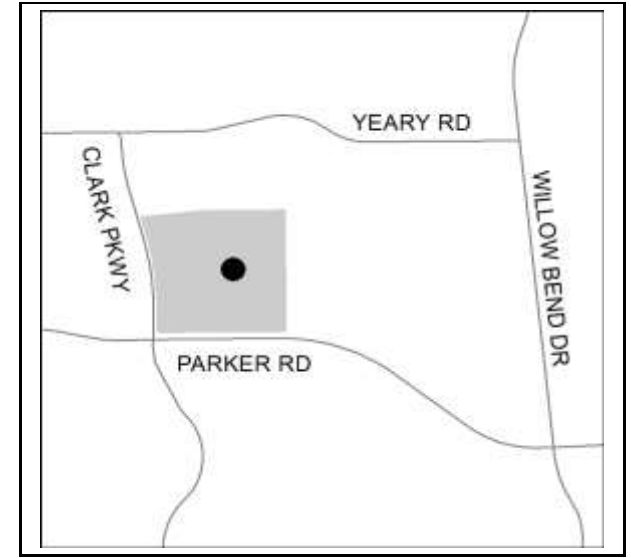
Description:

Completion Date: Nov. 2025

Tom Muehlenbeck Recreation Center opened in 2007 and will be 14 years old in 2021. As the busiest recreation center, it is in need of system updates including fire, sound, lighting and irrigation, a roof replacement, parking lot light replacements, updated flooring in several classrooms and the track, a coat of paint, pool deck replacement or resurfacing, updated pool slides and play features, replacement shade structures, and the addition/removal of walls in some areas to make existing spaces more functional and flexible to better meet demand.

Project FAC-F-7525

(Migrated from previous account #23421)



EXPENDITURES	Prior Years	Re-Estimate	2024-25	2025-26	2026-27	2027-28	2028-29	Future Yrs	Total
Land	0	0	0	0	0	0	0	0	0
Design	275,305	0	0	0	0	0	0	0	275,305
Construction	3,483	1,024,695	11,432,649	3,163,868	0	0	0	0	15,624,695
Equipment	0	0	0	0	0	0	0	0	0
TOTAL	278,788	1,024,695	11,432,649	3,163,868	0	0	0	0	15,900,000

REVENUES	Prior Years	Re-Estimate	2024-25	2025-26	2026-27	2027-28	2028-29	Future Yrs	Total
Bond Funds	278,788	1,024,695	11,432,649	3,163,868	0	0	0	0	15,900,000
N/A	0	0	0	0	0	0	0	0	0
N/A	0	0	0	0	0	0	0	0	0
TOTAL	278,788	1,024,695	11,432,649	3,163,868	0	0	0	0	15,900,000

OPERATING BUDGET IMPACT	2024-25	2025-26	2026-27	2027-28	2028-29	Future Yrs	Total
	0	0	0	0	0	0	0

Street Improvement Projects

Project		Prior Yrs	Re-Est	2024-25	2025-26	2026-27	2027-28	2028-29	Future	Total
37893	10th St Paving & Reconstr - N Ave to Jupiter	1,775,953	2,650,000	0	0	0	0	0	0	4,425,953
37894	15th St Paving & Reconstr - Municipal to P & R	553,039	70,000	535,000	3,515,000	3,250,000	0	0	0	7,923,039
37571	17th Street Paving Recon-P Avenue to Jupiter R	1,957,447	25,000	0	0	0	0	0	0	1,982,447
37881	2022 Screening Wall Detail Updates	70,000	30,000	0	0	0	0	0	0	100,000
330043	2022 Traffic Signal Construction	281,391	1,200,000	2,594,502	0	0	0	0	0	4,075,893
339001	2024 Citywide Traffic Count Program	0	495,000	0	0	0	0	0	0	495,000
31507	Alley Concrete Pavement Repair Zones L2 & L3	3,812,180	234,468	0	0	0	0	0	0	4,046,648
37766	Alley Reconstruction	2,377,010	0	250,000	2,000,000	2,000,000	2,000,000	2,000,000	0	10,627,010
37899	Alley Reconstruction - Armstrong Dr, Fairfield D	1,192,111	30,000	0	0	0	0	0	0	1,222,111
37785	Alley Reconstruction - Biltmore Pl, Rochelle Dr,	740,899	1,310,000	0	0	0	0	0	0	2,050,899
37898	Alley Reconstruction - Chandler Dr, Brunchberr	708,601	965,000	0	0	0	0	0	0	1,673,601
334254	Alley Reconstruction - Duke Ct, et.al.	0	65,500	135,000	1,520,000	1,000,000	0	0	0	2,720,500
37683	Alley Reconstruction - OakShores/Sunflower/Wi	294,404	330,000	1,455,000	0	0	0	0	0	2,079,404
330023	Arterial Concrete Repair - Legacy Road (Custer t	0	1,250,000	2,100,000	650,000	0	0	0	0	4,000,000
330025	Arterial Concrete Repair - Park Blvd (Preston to	0	0	0	750,000	3,000,000	3,000,000	1,500,000	0	8,250,000
330022	Arterial Concrete Repair - Park Blvd (WCL to Pr	0	750,000	1,712,071	0	0	0	0	0	2,462,071

Project		Prior Yrs	Re-Est	2024-25	2025-26	2026-27	2027-28	2028-29	Future	Total
330058	Arterial Overlay - West 2024	0	500,000	6,500,000	0	0	0	0	0	7,000,000
339999	Arterial Overlay 2024	0	0	8,000,000	0	0	0	0	0	8,000,000
330019	Arterial Overlay 2025	0	0	0	10,000,000	1,000,000	0	0	0	11,000,000
330020	Arterial Overlay 2026	0	0	0	0	10,000,000	1,000,000	0	0	11,000,000
330021	Arterial Overlay 2027	0	0	0	0	0	10,000,000	1,000,000	0	11,000,000
31602	Arterial Overlay Coit Road and Plano Parkway	5,098,758	267,000	0	0	0	0	0	0	5,365,758
330018	Arterial Overlay East 2024	0	6,250,000	0	0	0	0	0	0	6,250,000
31600	Arterial Overlay Legacy Drive - Custer Rd to US	1,264,812	150,000	0	0	0	0	0	0	1,414,812
31607	Arterial Overlay Parkwood Blvd Plano Pkwy to	617,444	3,100,000	0	0	0	0	0	0	3,717,444
31605	Arterial Pavement Repair Hedgcoxe Rd - Legacy	2,209,815	1,700,000	0	0	0	0	0	0	3,909,815
31603	Arterial Pavement Repair Parker Rd ECL to Cou	2,166,684	3,700,000	801,110	0	0	0	0	0	6,667,794
31604	Arterial Pavement Repair Parker Rd WCL to Pre	3,646,913	1,000,000	0	0	0	0	0	0	4,646,913
31601	Arterial Pavement Repair Plano Pky - US75 to E	2,900,158	4,250,000	0	0	0	0	0	0	7,150,158
332253	Arterial Rehab - Coit (SH190 to Parker)	0	0	2,000,000	3,000,000	1,000,000	0	0	0	6,000,000
332251	Arterial Rehab - Communications Pkwy (Legacy	0	0	2,500,000	1,500,000	0	0	0	0	4,000,000
332254	Arterial Rehab - Custer Road (SH121 to Hedgec	0	0	1,000,000	2,500,000	1,500,000	0	0	0	5,000,000
332252	Arterial Rehab - McDermott Dr (Preston to Coit)	0	0	2,000,000	2,000,000	0	0	0	0	4,000,000

Project		Prior Yrs	Re-Est	2024-25	2025-26	2026-27	2027-28	2028-29	Future	Total
332255	Arterial Rehab- Custer Road (Hedgecoxe to Spri	0	0	1,000,000	2,500,000	1,500,000	0	0	0	5,000,000
330007	Arterial Repair Independence Pkwy - Hedgecoxe	133,454	4,000,000	2,400,000	0	0	0	0	0	6,533,454
330006	Arterial Repair Independence Pkwy - Spring Cre	261,837	2,900,000	1,700,000	0	0	0	0	0	4,861,837
330010	Arterial Repair Midway Rd - Spring Creek Pkwy	343,706	3,450,000	150,000	0	0	0	0	0	3,943,706
330024	Arterial Repair Parker Road - Country Pl. to Inde	0	500,000	2,500,000	2,500,000	0	0	0	0	5,500,000
34556	Barrier Free Ramps & Sidewalks	2,466,889	0	250,000	1,000,000	1,000,000	1,000,000	1,000,000	0	6,716,889
35608	Bridge Improvements: Plano Pkwy & Spring Cre	0	0	200,000	400,000	0	0	0	0	600,000
37743	Bridge Repairs Ph. III	3,037,312	875,000	0	0	0	0	0	0	3,912,312
35606	Bridge Repairs Phase IV	86,000	150,000	200,000	535,000	1,500,000	0	0	0	2,471,000
330044	CCTV Expansion (Future)	626,357	0	0	200,000	1,800,000	0	0	0	2,626,357
330051	CCTV Expansion (TIP 19005)	0	420,000	1,487,900	0	0	0	0	0	1,907,900
330038	Citywide Signal Retiming	1,235,076	200,000	499,241	200,000	0	0	0	0	2,134,317
31192	Collector Street Construction	0	0	634,670	6,000,000	2,000,000	6,000,000	2,000,000	0	16,634,670
31189	Commerce Drive Reconstruction - 15th to Plano	2,091,051	820,000	0	0	0	0	0	0	2,911,051
330047	Computerized Signal System	3,418,267	75,000	200,000	200,000	0	0	0	0	3,893,267
330035	COP Standard Construction Details Update	20,100	15,000	0	0	0	0	0	0	35,100
330001	D6 West Residential Concrete Repair	148,182	2,500,000	1,000,000	0	0	0	0	0	3,648,182

Project		Prior Yrs	Re-Est	2024-25	2025-26	2026-27	2027-28	2028-29	Future	Total
339004	Diamond Intersection Safety Improvements - CM	0	120,000	480,000	1,195,183	2,000,000	2,000,000	0	0	5,795,183
37832	Douglass Sidewalks	279,494	40,000	60,000	710,000	0	0	0	0	1,089,494
330008	East Overlay 2023	123,275	154,169	0	0	0	0	0	0	277,444
330036	Emerson Drive Improvements	102,520	440,000	0	0	0	0	0	0	542,520
330049	Fiber Expansion - Phase IV	466,355	330,000	3,700,000	3,100,000	3,100,000	0	0	0	10,696,355
35604	Future Bridge Inspection/Repair	0	0	500,000	1,500,000	500,000	1,500,000	500,000	0	4,500,000
334262	G Avenue Paving and Water Improvements	0	75,000	250,000	1,600,000	525,000	0	0	0	2,450,000
38828	Geodetic Monumentation Survey Manual	114,255	9,261	0	0	0	0	0	0	123,516
31460	Intersection Imp. - Jupiter at PGBT	0	0	0	0	110,000	368,000	0	0	478,000
31470	Intersection Imp: Hedgcoxe-Legacy, Coit-McDer	515,845	2,910,000	205,000	0	0	0	0	0	3,630,845
31471	Intersection Imp: Ohio/121&Plano Pky, Legacy/	202,102	60,000	140,000	2,830,000	1,810,000	0	0	0	5,042,102
31392	Intersection Improvements	674,107	850,000	1,475,608	360,000	3,050,000	4,000,000	4,000,000	0	14,409,715
330017	Intersection Improvements - 14th St & Parker Rd	495,029	250,000	1,275,000	2,260,000	0	0	0	0	4,280,029
334263	Intersection Improvements - Parkwood Boulevard	0	50,000	350,000	3,640,000	950,000	10,000	0	0	5,000,000
31469	Intersection Improvements - US75 at Spring Cree	1,952,542	6,075	0	0	0	0	0	0	1,958,617
31475	Intersection Improvements: Ohio Dr & Park Blvd	193,679	100,000	1,540,000	565,000	0	0	0	0	2,398,679
334266	Intersection Improvements: Plano Pkwy & K Av	108,232	265,000	325,000	1,180,000	1,380,000	0	0	0	3,258,232

Project		Prior Yrs	Re-Est	2024-25	2025-26	2026-27	2027-28	2028-29	Future	Total
334251	Intersection Improvements: Spring Creek Corrid	0	100,000	150,000	1,800,000	3,850,000	2,050,000	0	0	7,950,000
37908	Japonica Lane, R Ave & Puma Rd Paving and W	2,168,937	5,000	0	0	0	0	0	0	2,173,937
330015	Legacy Drive Corridor Improvements	1,276,862	1,245,000	3,020,000	0	0	0	0	0	5,541,862
31153	Legacy/Parkwood, Coit - 190 to Mapleshade	3,815,368	22,915	0	0	0	0	0	0	3,838,283
330030	Material Testing - Arterial 2023	134,414	150,000	50,000	0	0	0	0	0	334,414
332256	Material Testing - Arterial 2024	0	0	200,000	0	0	0	0	0	200,000
330040	Material Testing - Overlay 2023	0	48,000	43,000	0	0	0	0	0	91,000
332257	Material Testing - Overlay 2024	0	0	100,000	0	0	0	0	0	100,000
330041	Material Testing - Residential 2023	0	160,000	150,000	40,000	0	0	0	0	350,000
330254	Material Testing - Residential 2024	0	0	200,000	0	0	0	0	0	200,000
31341	Miscellaneous Right of Way	1,861,268	0	10,000	10,000	10,000	10,000	10,000	0	1,911,268
31277	Neighborhood Park Streets	1,791,382	0	50,000	220,000	220,000	220,000	220,000	0	2,721,382
339002	Neighborhood Traffic Calming Program	0	40,000	100,000	180,000	180,000	180,000	0	0	680,000
31342	Oversize Participation	11,196,333	0	50,000	125,000	125,000	125,000	125,000	0	11,746,333
37779	Park Boulevard Corridor Improvements	6,246,245	90,000	0	0	0	0	0	0	6,336,245
35607	Parker Rd at Pittman Creek Bridge Replacement	5,651	0	135,000	0	0	0	0	0	140,651
37750	Parker Road Corridor Improvements	600,189	2,715,000	437,400	0	0	0	0	0	3,752,589

	Project	Prior Yrs	Re-Est	2024-25	2025-26	2026-27	2027-28	2028-29	Future	Total
37889	Paving & Waterline Imp: Kingston/Duchess/Lorr	436,485	2,400,000	372,000	0	0	0	0	0	3,208,485
37890	Paving & Waterline Imp: Middle Cove/Lookout/	244,877	75,000	3,540,000	1,005,000	0	0	0	0	4,864,877
37891	Paving & Waterline Imp: Oak Grove Drive & Sa	320,350	175,000	2,035,000	610,000	0	0	0	0	3,140,350
330034	Paving & Waterline Imp: Rigsbee/Peppertree/La	26,983	250,000	550,000	2,550,000	3,020,000	0	0	0	6,396,983
37902	Paving & WL Imp: Monarch/Charter/White Oak/	337,498	75,000	780,000	2,660,000	0	0	0	0	3,852,498
37897	Paving & WL Reconstruction- Cabana/Fontaine	2,008,846	6,500	0	0	0	0	0	0	2,015,346
37896	Paving & WL Reconstruction- Pleasant Valley &	3,415,157	17,000	0	0	0	0	0	0	3,432,157
334257	Paving Improvements - Pinhurst Dr, et.al.	0	75,000	200,000	30,000	20,000	0	0	0	325,000
31284	Pinecrest Drive Improvements	0	6,630,623	0	0	0	0	0	0	6,630,623
31208	Plano Event Center Street Improvements	245,835	1,830,000	2,865,000	0	0	0	0	0	4,940,835
37784	Plano Parkway Intersection Improvements	2,732,744	60,000	0	0	0	0	0	0	2,792,744
339003	Preston/McDermott Lighting	0	20,000	351,012	0	0	0	0	0	371,012
37846	Redevelopment Street Improvements	867,917	0	317,335	1,000,000	1,000,000	1,000,000	1,000,000	0	5,185,252
330251	Residential Concrete Pavement Repair - P3	0	0	3,000,000	3,000,000	3,000,000	0	0	0	9,000,000
31502	Residential Concrete Pavement Repair Zone C6	3,122,115	2,600,000	1,000,000	0	0	0	0	0	6,722,115
31506	Residential Concrete Pavement Repair Zone D6	306,833	2,000,000	600,000	0	0	0	0	0	2,906,833
31503	Residential Concrete Pavement Repair Zone G10	3,240,007	1,245,000	1,200,000	0	0	0	0	0	5,685,007

Project		Prior Yrs	Re-Est	2024-25	2025-26	2026-27	2027-28	2028-29	Future	Total
31504	Residential Concrete Pavement Repair Zone G3 -	3,881,026	1,200,000	0	0	0	0	0	0	5,081,026
31505	Residential Concrete Pavement Repair Zone K8	94,811	4,500,000	0	0	0	0	0	0	4,594,811
31500	Residential Concrete Pavement Repair Zone P4	6,934,190	588,179	0	0	0	0	0	0	7,522,369
330252	Residential Concrete Repair - G4 South	0	0	3,000,000	3,000,000	2,000,000	0	0	0	8,000,000
330253	Residential Concrete Repair - K8/L8 South	0	0	2,500,000	2,500,000	0	0	0	0	5,000,000
330037	Residential Concrete Repair - Zone L8 North	300	1,800,000	2,700,000	2,635,000	0	0	0	0	7,135,300
330029	Residential Pavement Repair Zone G4	0	1,100,000	1,500,000	3,000,000	3,000,000	0	0	0	8,600,000
330027	Residential Pavement Repair Zone J11	0	200,000	1,000,000	3,000,000	3,000,000	500,000	0	0	7,700,000
330028	Residential Pavement Repair Zone Q4	0	350,000	3,500,000	3,500,000	1,000,000	0	0	0	8,350,000
330026	Residential Repair - Legacy Townhomes	0	100,000	1,000,000	1,000,000	0	0	0	0	2,100,000
37752	Roadway Median Landscaping	1,758,520	0	75,000	75,000	75,000	75,000	75,000	0	2,133,520
37838	Screening Wall Reconstruction	470,337	1,500,000	1,904,010	6,000,000	6,000,000	6,000,000	6,000,000	0	27,874,347
37874	Screening Wall Replacement- Amelia/Park/Cust	1,919,835	880,000	0	0	0	0	0	0	2,799,835
330005	Screening Wall Replacement - Coit Rd	25,000	420,000	140,000	3,040,000	2,770,000	0	0	0	6,395,000
37787	Screening Wall Replacement - Custer Rd from Tr	769,724	11,000	0	0	0	0	0	0	780,724
334255	Screening Wall Replacement - Hickory Ridge, et.	0	150,000	350,000	2,750,000	4,150,000	3,000,000	0	0	10,400,000
37877	Screening Wall Replacement - Legacy Drive	245,799	110,000	1,525,000	760,000	0	0	0	0	2,640,799

Project		Prior Yrs	Re-Est	2024-25	2025-26	2026-27	2027-28	2028-29	Future	Total
330031	Screening Wall Replacement - Marsh Ln	13,237	275,000	60,000	2,510,000	2,410,000	0	0	0	5,268,237
37873	Screening Wall Replacement - Ohio Dr at Hedge	1,505,621	15,000	0	0	0	0	0	0	1,520,621
37876	Screening Wall Replacement - Parkwood/Nassau	413,690	250,000	4,520,000	1,510,000	0	0	0	0	6,693,690
37875	Screening Wall Replacement - Preston Pointe	1,271,758	5,000	0	0	0	0	0	0	1,276,758
37828	Screening Wall Replacement - Redwolf Lane and	2,001,382	5,000	0	0	0	0	0	0	2,006,382
334256	Screening Wall Replacement - Stone Lake Estate	0	60,000	250,000	1,570,000	2,540,000	0	0	0	4,420,000
37880	Screening Wall Replacement: Park/Parker/Indep	561,502	600,000	3,550,000	1,025,000	0	0	0	0	5,736,502
330050	SH 121 Signal Upgrade 17 CMAQ	0	18,773	383,227	0	0	0	0	0	402,000
330016	Shiloh Road Expansion- Park Blvd to 14th St	9,371,239	5,700,000	0	0	0	0	0	0	15,071,239
34559	Sidewalk Improvements - 15th Street and Plano	2,060,317	3,000	0	300,000	1,500,000	0	0	0	3,863,317
34601	Sidewalk Improvements - Rockbrook/Trailridge/	121,465	1,670,689	0	0	0	0	0	0	1,792,154
34558	Sidewalk Improvements- Plano Pkwy from Indep	2,681,218	740,000	1,270,000	0	0	0	0	0	4,691,218
34555	Sidewalks	63,672	0	571,203	1,250,000	1,250,000	1,250,000	1,250,000	0	5,634,875
31315	Spring Creek Pkwy - Park to Parker	0	0	0	0	500,000	500,000	2,530,000	0	3,530,000
37760	Street Lighting	2,432,500	0	50,000	50,000	50,000	0	0	0	2,582,500
37791	Street Reconstruction	1,702,497	1,500,000	1,348,674	5,000,000	5,000,000	5,000,000	5,000,000	0	24,551,171
330046	Traffic Cabinet, Local Controller, & Software De	0	150,000	3,000,000	2,550,000	2,550,000	0	0	0	8,250,000

Project		Prior Yrs	Re-Est	2024-25	2025-26	2026-27	2027-28	2028-29	Future	Total
330052	Traffic Signalization	11,428,103	0	0	0	2,100,000	1,700,000	0	0	15,228,103
330053	Traffic Studies, Plans & Models	325,333	60,000	75,000	75,000	0	0	0	0	535,333
330054	Transportation Technology Program Managemen	78,060	160,000	214,000	175,000	175,000	175,000	0	0	977,060
330055	Vehicle Detection System	174,169	41,487	4,220,000	2,110,000	2,110,000	0	0	0	8,655,656
334260	Water Rehab - Creekside Estates	0	0	200,000	3,000,000	0	0	0	0	3,200,000
37452	Water Rehab - Cross Creek East	2,640,405	800,000	0	0	0	0	0	0	3,440,405
334265	Water Rehab - Douglass Community	0	0	300,000	1,300,000	600,000	0	0	0	2,200,000
37201	Water Rehab - Frontier/Webster/Keenan/Redond	1,393,145	2,500	0	0	0	0	0	0	1,395,645
334264	Water Rehab - Kimberlea Additions	0	0	100,000	1,800,000	1,100,000	0	0	0	3,000,000
334258	Water Rehab - Los Rios Addition and Ranch Est	0	0	100,000	2,000,000	1,500,000	0	0	0	3,600,000
330032	Water Rehab - Park Blvd Phase 2 (US75 to East	0	100,000	0	0	0	0	0	0	100,000
31210	Water Rehab - Parker Rd (Independence to Coun	1,015,352	2,450,000	0	0	0	0	0	0	3,465,352
37205	Water Rehab - Parker Rd Estates Phase I	2,585,631	1,068,395	0	0	0	0	0	0	3,654,026
37206	Water Rehab - Parker Rd Estates Phase II	849,280	1,884,011	0	0	0	0	0	0	2,733,291
37453	Water Rehab - Parkview Additioon	1,089,941	1,000	0	0	0	0	0	0	1,090,941
334259	Water Rehab - Parkway Estates and Whiffletree	0	0	100,000	2,700,000	650,000	0	0	0	3,450,000
37472	Water Rehab - River Bend Phase I	0	100,000	3,320,000	780,000	0	0	0	0	4,200,000

Project		Prior Yrs	Re-Est	2024-25	2025-26	2026-27	2027-28	2028-29	Future	Total
37471	Water Rehab - Steeplechase Estates	0	250,000	925,000	0	0	0	0	0	1,175,000
TOTAL		159,044,640	104,740,545	119,361,963	134,105,183	101,430,000	52,663,000	28,210,000	0	699,555,331

CITY OF PLANO

COMMUNITY INVESTMENT PROGRAM

Project Name: 10th St Paving & Reconstr - N Ave to Jupiter

Project Number: 37893

Start Date: Oct. 2020

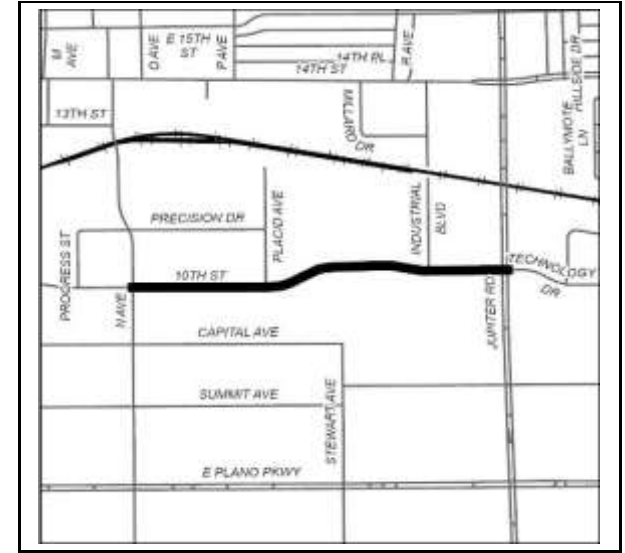
Description:

Completion Date: Sep. 2024

Project includes removal and replacement of 3,525 linear feet of full-width collector street pavement, sidewalks, driveways, barrier free ramps, and 1,320 linear feet of water line.

Project ENG-S-7343

(See also Water CIP #68793).



EXPENDITURES	Prior Years	Re-Estimate	2024-25	2025-26	2026-27	2027-28	2028-29	Future Yrs	Total
Land	84	0	0	0	0	0	0	0	84
Design	388,085	50,000	0	0	0	0	0	0	438,085
Construction	1,387,784	2,600,000	0	0	0	0	0	0	3,987,784
Equipment	0	0	0	0	0	0	0	0	0
TOTAL	1,775,953	2,650,000	0	0	0	0	0	0	4,425,953

REVENUES	Prior Years	Re-Estimate	2024-25	2025-26	2026-27	2027-28	2028-29	Future Yrs	Total
Bond Funds	1,775,953	2,650,000	0	0	0	0	0	0	4,425,953
N/A	0	0	0	0	0	0	0	0	0
N/A	0	0	0	0	0	0	0	0	0
TOTAL	1,775,953	2,650,000	0	0	0	0	0	0	4,425,953

OPERATING BUDGET IMPACT	2024-25	2025-26	2026-27	2027-28	2028-29	Future Yrs	Total
	0	0	0	0	0	0	0

CITY OF PLANO

COMMUNITY INVESTMENT PROGRAM

Project Name: 15th St Paving & Reconstr - Municipal to P & R to Jupiter

Project Number: 37894

Start Date: Oct. 2020

Description:

Completion Date: Sep. 2027

Project includes removal and replacement of 3,065 linear feet of full-width collector street pavement, sidewalks, driveways, barrier free ramps, and 3,225 linear feet of water line

Project ENG-S-7298

(See also Water CIP #68794).



EXPENDITURES	Prior Years	Re-Estimate	2024-25	2025-26	2026-27	2027-28	2028-29	Future Yrs	Total
Land	0	0	0	0	0	0	0	0	0
Design	549,279	70,000	35,000	15,000	0	0	0	0	669,279
Construction	3,760	0	500,000	3,500,000	3,250,000	0	0	0	7,253,760
Equipment	0	0	0	0	0	0	0	0	0
TOTAL	553,039	70,000	535,000	3,515,000	3,250,000	0	0	0	7,923,039

REVENUES	Prior Years	Re-Estimate	2024-25	2025-26	2026-27	2027-28	2028-29	Future Yrs	Total
Bond Funds	553,039	70,000	535,000	3,515,000	3,250,000	0	0	0	7,923,039
N/A	0	0	0	0	0	0	0	0	0
N/A	0	0	0	0	0	0	0	0	0
TOTAL	553,039	70,000	535,000	3,515,000	3,250,000	0	0	0	7,923,039

OPERATING BUDGET IMPACT	2024-25	2025-26	2026-27	2027-28	2028-29	Future Yrs	Total
	0	0	0	0	0	0	0

CITY OF PLANO

COMMUNITY INVESTMENT PROGRAM

Project Name: 17th Street Paving Recon-P Avenue to Jupiter Road

Project Number: 37571

Start Date: Oct. 2019

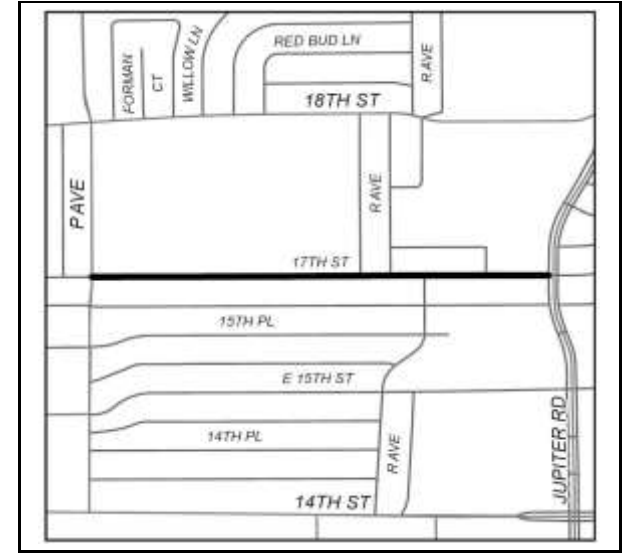
Description:

Completion Date: Jun. 2023

Removal and replacement of 2,400 linear feet of full-width collector street pavement, sidewalks, driveways, barrier free ramps and 2,450 linear feet of water line

Project ENG-CMB-7222

(See also Water CIP #68571)



EXPENDITURES	Prior Years	Re-Estimate	2024-25	2025-26	2026-27	2027-28	2028-29	Future Yrs	Total
Land	2,311	0	0	0	0	0	0	0	2,311
Design	203,555	5,000	0	0	0	0	0	0	208,555
Construction	1,751,581	20,000	0	0	0	0	0	0	1,771,581
Equipment	0	0	0	0	0	0	0	0	0
TOTAL	1,957,447	25,000	0	0	0	0	0	0	1,982,447

REVENUES	Prior Years	Re-Estimate	2024-25	2025-26	2026-27	2027-28	2028-29	Future Yrs	Total
Bond Funds	1,957,447	25,000	0	0	0	0	0	0	1,982,447
N/A	0	0	0	0	0	0	0	0	0
N/A	0	0	0	0	0	0	0	0	0
TOTAL	1,957,447	25,000	0	0	0	0	0	0	1,982,447

OPERATING BUDGET IMPACT	2024-25	2025-26	2026-27	2027-28	2028-29	Future Yrs	Total
	0	0	0	0	0	0	0

CITY OF PLANO

COMMUNITY INVESTMENT PROGRAM

Project Name: 2022 Screening Wall Detail Updates

Project Number: 37881

Start Date: Oct. 2022

Description:

Completion Date: Sep. 2024

Project ENG-O-7559



EXPENDITURES	Prior Years	Re-Estimate	2024-25	2025-26	2026-27	2027-28	2028-29	Future Yrs	Total
Land	0	0	0	0	0	0	0	0	0
Design	70,000	30,000	0	0	0	0	0	0	100,000
Construction	0	0	0	0	0	0	0	0	0
Equipment	0	0	0	0	0	0	0	0	0
TOTAL	70,000	30,000	0	0	0	0	0	0	100,000

REVENUES	Prior Years	Re-Estimate	2024-25	2025-26	2026-27	2027-28	2028-29	Future Yrs	Total
Bond Funds	70,000	30,000	0	0	0	0	0	0	100,000
N/A	0	0	0	0	0	0	0	0	0
N/A	0	0	0	0	0	0	0	0	0
TOTAL	70,000	30,000	0	0	0	0	0	0	100,000

OPERATING BUDGET IMPACT	2024-25	2025-26	2026-27	2027-28	2028-29	Future Yrs	Total
	0	0	0	0	0	0	0

CITY OF PLANO

COMMUNITY INVESTMENT PROGRAM

Project Name: 2022 Traffic Signal Construction

Project Number: 330043

Start Date: Oct. 2021

Description:

Completion Date: Sep. 2025

Design and construction of 8 new traffic signal locations:

- Alma Dr & Janwood Dr
- Los Rios Blvd & Merriman Dr
- Park Blvd & San Gabriel Dr
- Parkwood Blvd & Democracy Dr
- Plano Parkway & International Pkwy
- Preston Rd & Towne Square Dr
- Spring Creek Blvd & Baywater Dr
- Tennyson Pkwy & Democracy Dr

Project TP-S-00002



(Migrated from previous account #36756)

EXPENDITURES	Prior Years	Re-Estimate	2024-25	2025-26	2026-27	2027-28	2028-29	Future Yrs	Total
Land	47	0	0	0	0	0	0	0	47
Design	0	0	0	0	0	0	0	0	0
Construction	276,146	1,200,000	2,594,502	0	0	0	0	0	4,070,648
Equipment	5,198	0	0	0	0	0	0	0	5,198
TOTAL	281,391	1,200,000	2,594,502	0	0	0	0	0	4,075,893

REVENUES	Prior Years	Re-Estimate	2024-25	2025-26	2026-27	2027-28	2028-29	Future Yrs	Total
Bond Funds	281,391	1,200,000	2,594,502	0	0	0	0	0	4,075,893
N/A	0	0	0	0	0	0	0	0	0
N/A	0	0	0	0	0	0	0	0	0
TOTAL	281,391	1,200,000	2,594,502	0	0	0	0	0	4,075,893

OPERATING BUDGET IMPACT	2024-25	2025-26	2026-27	2027-28	2028-29	Future Yrs	Total
	0	0	0	0	0	0	0

CITY OF PLANO

COMMUNITY INVESTMENT PROGRAM

Project Name: 2024 Citywide Traffic Count Program

Project Number: 339001

Start Date: Mar. 2024

Description:

Completion Date: Aug. 2029

Project TP-S-00015



EXPENDITURES	Prior Years	Re-Estimate	2024-25	2025-26	2026-27	2027-28	2028-29	Future Yrs	Total
Land	0	0	0	0	0	0	0	0	0
Design	0	0	0	0	0	0	0	0	0
Construction	0	495,000	0	0	0	0	0	0	495,000
Equipment	0	0	0	0	0	0	0	0	0
TOTAL	0	495,000	0	0	0	0	0	0	495,000

REVENUES	Prior Years	Re-Estimate	2024-25	2025-26	2026-27	2027-28	2028-29	Future Yrs	Total
Bond Funds	0	495,000	0	0	0	0	0	0	495,000
N/A	0	0	0	0	0	0	0	0	0
N/A	0	0	0	0	0	0	0	0	0
TOTAL	0	495,000	0	0	0	0	0	0	495,000

OPERATING BUDGET IMPACT	2024-25	2025-26	2026-27	2027-28	2028-29	Future Yrs	Total
	0	0	0	0	0	0	0

CITY OF PLANO

COMMUNITY INVESTMENT PROGRAM

Project Name: Alley Concrete Pavement Repair Zones L2 & L3

Project Number: 31507

Start Date: Oct. 2022

Description:

Completion Date: Dec. 2024

Project will perform concrete repairs in alley in the area bounded by Custer Rd, Park Blvd, Alma Drive and Plano Parkway.

Project PW-S-7569



EXPENDITURES	Prior Years	Re-Estimate	2024-25	2025-26	2026-27	2027-28	2028-29	Future Yrs	Total
Land	0	0	0	0	0	0	0	0	0
Design	0	0	0	0	0	0	0	0	0
Construction	3,812,180	234,468	0	0	0	0	0	0	4,046,648
Equipment	0	0	0	0	0	0	0	0	0
TOTAL	3,812,180	234,468	0	0	0	0	0	0	4,046,648

REVENUES	Prior Years	Re-Estimate	2024-25	2025-26	2026-27	2027-28	2028-29	Future Yrs	Total
Bond Funds	3,812,180	234,468	0	0	0	0	0	0	4,046,648
N/A	0	0	0	0	0	0	0	0	0
N/A	0	0	0	0	0	0	0	0	0
TOTAL	3,812,180	234,468	0	0	0	0	0	0	4,046,648

OPERATING BUDGET IMPACT	2024-25	2025-26	2026-27	2027-28	2028-29	Future Yrs	Total
	0	0	0	0	0	0	0

CITY OF PLANO

COMMUNITY INVESTMENT PROGRAM

Project Name: Alley Reconstruction

Project Number: 37766

Start Date: Oct. 2010

Description:

Completion Date: Sep. 2029

Reconstruction of deteriorated concrete alleys. Funding will be transferred to specific projects as they are identified.



EXPENDITURES	Prior Years	Re-Estimate	2024-25	2025-26	2026-27	2027-28	2028-29	Future Yrs	Total
Land	1,019	0	0	0	0	0	0	0	1,019
Design	215,940	0	250,000	250,000	250,000	250,000	250,000	0	1,465,940
Construction	2,160,051	0	0	1,750,000	1,750,000	1,750,000	1,750,000	0	9,160,051
Equipment	0	0	0	0	0	0	0	0	0
TOTAL	2,377,010	0	250,000	2,000,000	2,000,000	2,000,000	2,000,000	0	10,627,010

REVENUES	Prior Years	Re-Estimate	2024-25	2025-26	2026-27	2027-28	2028-29	Future Yrs	Total
Bond Funds	2,377,010	0	250,000	2,000,000	2,000,000	2,000,000	2,000,000	0	10,627,010
N/A	0	0	0	0	0	0	0	0	0
N/A	0	0	0	0	0	0	0	0	0
TOTAL	2,377,010	0	250,000	2,000,000	2,000,000	2,000,000	2,000,000	0	10,627,010

OPERATING BUDGET IMPACT	2024-25	2025-26	2026-27	2027-28	2028-29	Future Yrs	Total
	0	0	0	0	0	0	0

CITY OF PLANO

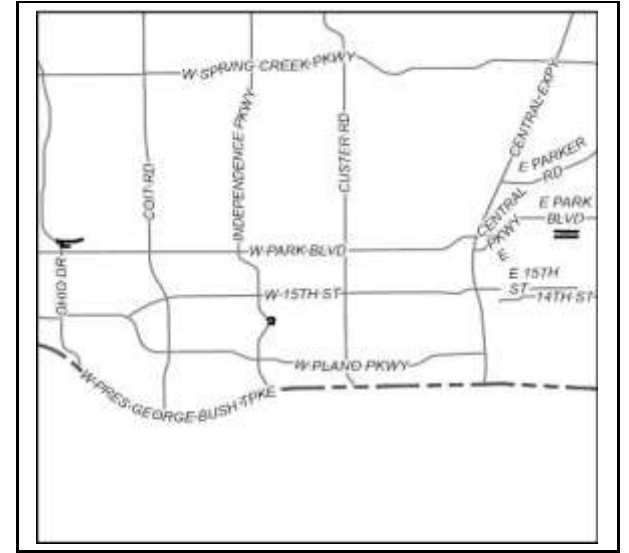
COMMUNITY INVESTMENT PROGRAM

Project Name: Alley Reconstruction - Armstrong Dr, Fairfield Dr
Project Number: 37899 **Start Date:** Oct. 2020
Description: **Completion Date:** Sep. 2024

Project includes removal and replacement of 5,435 linear feet of alley pavement at the following locations:

1. Armstrong Drive - N Avenue to P Avenue (1,260')
2. Fairfield Drive - N Avenue to P Avenue (1,260')
3. Early Morn Drive - Early Morn Drive to Decator Drive (1,480')
4. Fremont Lane - Fremont Lane to Tee (550')
5. Elmcrest Circle - Independence Parkway to Independence Parkway (885')

Project ENG-S-7291



EXPENDITURES	Prior Years	Re-Estimate	2024-25	2025-26	2026-27	2027-28	2028-29	Future Yrs	Total
Land	0	0	0	0	0	0	0	0	0
Design	177,450	5,000	0	0	0	0	0	0	182,450
Construction	1,014,661	25,000	0	0	0	0	0	0	1,039,661
Equipment	0	0	0	0	0	0	0	0	0
TOTAL	1,192,111	30,000	0	0	0	0	0	0	1,222,111

REVENUES	Prior Years	Re-Estimate	2024-25	2025-26	2026-27	2027-28	2028-29	Future Yrs	Total
Bond Funds	1,192,111	30,000	0	0	0	0	0	0	1,222,111
N/A	0	0	0	0	0	0	0	0	0
N/A	0	0	0	0	0	0	0	0	0
TOTAL	1,192,111	30,000	0	0	0	0	0	0	1,222,111

OPERATING BUDGET IMPACT	2024-25	2025-26	2026-27	2027-28	2028-29	Future Yrs	Total
	0	0	0	0	0	0	0

CITY OF PLANO

COMMUNITY INVESTMENT PROGRAM

Project Name: Alley Reconstruction - Biltmore Pl, Rochelle Dr, etc.

Project Number: 37785

Start Date: Oct. 2019

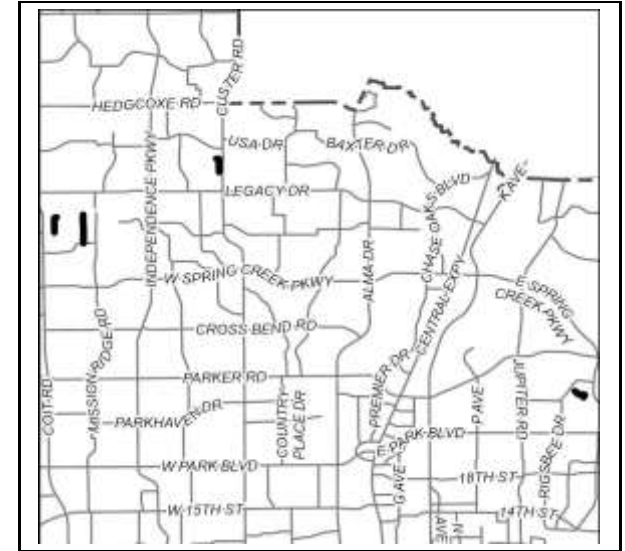
Description:

Completion Date: Sep. 2024

Removal and replacement of 4,675 linear feet of alley pavement at the following locations:

1. Biltmore Place (6733-6821) - Denham Way to Biltmore Place (1,100 ft)
2. Rochelle Drive 0 (6800-6812) - alley intersection behind Coach House Lane to alley intersection directly north (375 ft)
3. Coach House Lane (6700-6816) - Sailmaker Lane to alley intersection behind Rochelle Drive (1,400 ft)
4. Grayson Drive (7200-7216) - Grayson Drive (north) to alley intersection (950 ft)
5. Queens Way (3001-3113) - Monarch Drive to Queens Way (850 ft)

Project ENG-S-7296



EXPENDITURES	Prior Years	Re-Estimate	2024-25	2025-26	2026-27	2027-28	2028-29	Future Yrs	Total
Land	0	0	0	0	0	0	0	0	0
Design	307,752	60,000	0	0	0	0	0	0	367,752
Construction	433,147	1,250,000	0	0	0	0	0	0	1,683,147
Equipment	0	0	0	0	0	0	0	0	0
TOTAL	740,899	1,310,000	0	0	0	0	0	0	2,050,899

REVENUES	Prior Years	Re-Estimate	2024-25	2025-26	2026-27	2027-28	2028-29	Future Yrs	Total
Bond Funds	740,899	1,310,000	0	0	0	0	0	0	2,050,899
N/A	0	0	0	0	0	0	0	0	0
N/A	0	0	0	0	0	0	0	0	0
TOTAL	740,899	1,310,000	0	0	0	0	0	0	2,050,899

OPERATING BUDGET IMPACT	2024-25	2025-26	2026-27	2027-28	2028-29	Future Yrs	Total
	0	0	0	0	0	0	0

CITY OF PLANO

COMMUNITY INVESTMENT PROGRAM

Project Name: Alley Reconstruction - Chandler Dr, Brunchberry Ln

Project Number: 37898

Start Date: Oct. 2020

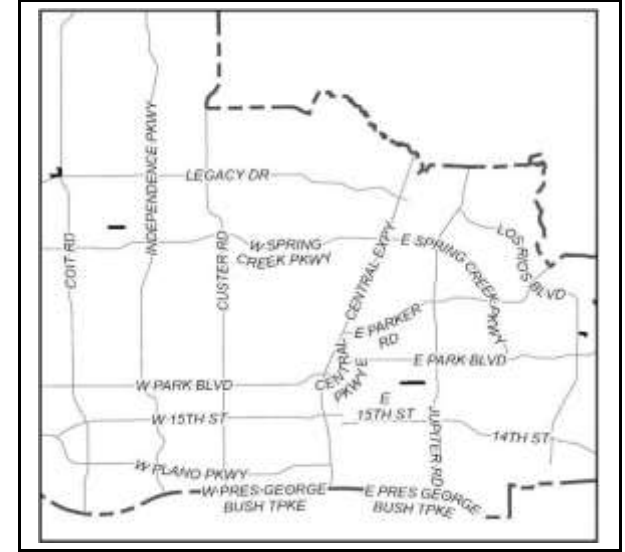
Description:

Completion Date: Sep. 2024

Project includes removal and replacement of 4,685 linear feet of alley pavement at the following locations:

1. Chandler Drive - Los Altos Drive to Chandler Drive (1,320')
2. Overglen Drive - P Avenue to R Avenue (1,710')
3. Brunchberry Lane - Mission Ridge Road to Stillwell Road (1,150')
4. Karen Court - Wilma Lane to Karen Court (505')

Project ENG-S-7305



EXPENDITURES	Prior Years	Re-Estimate	2024-25	2025-26	2026-27	2027-28	2028-29	Future Yrs	Total
Land	0	0	0	0	0	0	0	0	0
Design	308,672	30,000	0	0	0	0	0	0	338,672
Construction	399,929	935,000	0	0	0	0	0	0	1,334,929
Equipment	0	0	0	0	0	0	0	0	0
TOTAL	708,601	965,000	0	0	0	0	0	0	1,673,601

REVENUES	Prior Years	Re-Estimate	2024-25	2025-26	2026-27	2027-28	2028-29	Future Yrs	Total
Bond Funds	708,601	965,000	0	0	0	0	0	0	1,673,601
N/A	0	0	0	0	0	0	0	0	0
N/A	0	0	0	0	0	0	0	0	0
TOTAL	708,601	965,000	0	0	0	0	0	0	1,673,601

OPERATING BUDGET IMPACT	2024-25	2025-26	2026-27	2027-28	2028-29	Future Yrs	Total
	0	0	0	0	0	0	0

CITY OF PLANO

COMMUNITY INVESTMENT PROGRAM

Project Name: Alley Reconstruction - Duke Ct, et.al.

Project Number: 334254

Start Date: Feb. 2024

Description:

Completion Date: Sep. 2027

Replacement of approximately 4,380 linear feet of existing alley at the following locations: Duke Court loop with connections to Hartford Drive (1,090 LF), Kentucky Drive southern loop from cul-de-sac to Aspermont Drive (1,440 LF), Versailles Lane Versailles Lane to alley tee-intersection (1,000 LF), Wyvones Way southern loop (850 LF)

Project ENG-S-00009



EXPENDITURES	Prior Years	Re-Estimate	2024-25	2025-26	2026-27	2027-28	2028-29	Future Yrs	Total
Land	0	0	0	0	0	0	0	0	0
Design	0	65,500	135,000	20,000	0	0	0	0	220,500
Construction	0	0	0	1,500,000	1,000,000	0	0	0	2,500,000
Equipment	0	0	0	0	0	0	0	0	0
TOTAL	0	65,500	135,000	1,520,000	1,000,000	0	0	0	2,720,500

REVENUES	Prior Years	Re-Estimate	2024-25	2025-26	2026-27	2027-28	2028-29	Future Yrs	Total
Bond Funds	0	65,500	135,000	1,520,000	1,000,000	0	0	0	2,720,500
N/A	0	0	0	0	0	0	0	0	0
N/A	0	0	0	0	0	0	0	0	0
TOTAL	0	65,500	135,000	1,520,000	1,000,000	0	0	0	2,720,500

OPERATING BUDGET IMPACT	2024-25	2025-26	2026-27	2027-28	2028-29	Future Yrs	Total
	0	0	0	0	0	0	0

CITY OF PLANO

COMMUNITY INVESTMENT PROGRAM

Project Name: Alley Reconstruction - OakShores/Sunflower/WindingBrook/etc

Project Number: 37683

Start Date: Oct. 2022

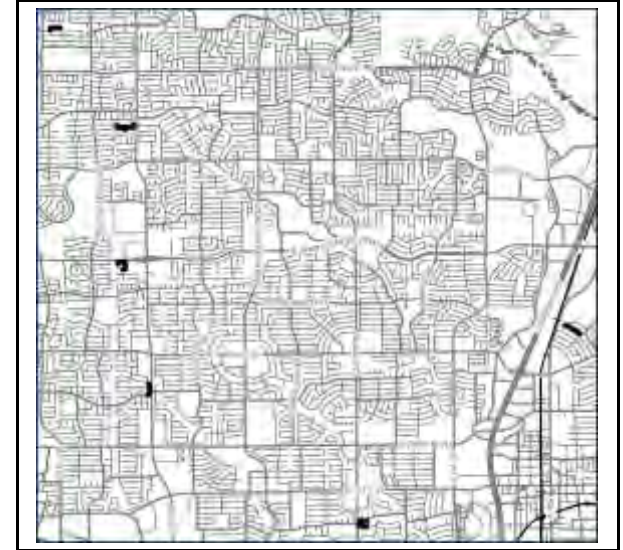
Description:

Completion Date: Sep. 2025

Includes the removal and replacement of 5,700 LF of alley pavement at the following locations:

1. Oak Shores Drive to Alley Tee (745 LF)
2. Sunflower Lane (Includes Alley Tee to Sun Meadows Street) (715 LF)
3. Winding Brook Drive (Winding Brook Drive to Cave River Drive) (1,150 LF)
4. Westmoreland Drive (Westmoreland Drive to Alley Tee) (780 LF)
5. Sandpiper Circle (Balboa Way to Balboa Way) (1,275 LF)
6. Cherrywood Lane (Chelsea Lane to Cherrywood Lane) (1,035 LF)

Project ENG-S-7575



EXPENDITURES	Prior Years	Re-Estimate	2024-25	2025-26	2026-27	2027-28	2028-29	Future Yrs	Total
Land	0	0	0	0	0	0	0	0	0
Design	294,404	80,000	30,000	0	0	0	0	0	404,404
Construction	0	250,000	1,425,000	0	0	0	0	0	1,675,000
Equipment	0	0	0	0	0	0	0	0	0
TOTAL	294,404	330,000	1,455,000	0	0	0	0	0	2,079,404

REVENUES	Prior Years	Re-Estimate	2024-25	2025-26	2026-27	2027-28	2028-29	Future Yrs	Total
Bond Funds	294,404	330,000	1,455,000	0	0	0	0	0	2,079,404
N/A	0	0	0	0	0	0	0	0	0
N/A	0	0	0	0	0	0	0	0	0
TOTAL	294,404	330,000	1,455,000	0	0	0	0	0	2,079,404

OPERATING BUDGET IMPACT	2024-25	2025-26	2026-27	2027-28	2028-29	Future Yrs	Total
	0	0	0	0	0	0	0

CITY OF PLANO

COMMUNITY INVESTMENT PROGRAM

Project Name: Arterial Concrete Repair - Legacy Road (Custer to Coit)

Project Number: 330023

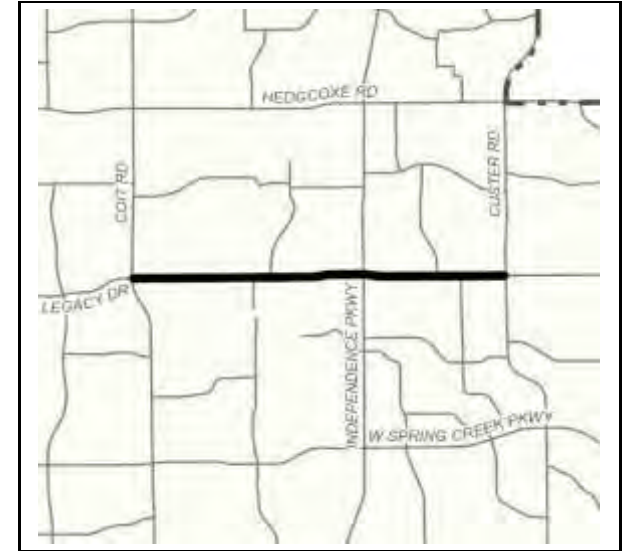
Start Date: Oct. 2023

Description:

Completion Date: Sep. 2026

Arterial Concrete Repairs along Legacy Road from Custer Rd to Coit Rd in preparation for a future asphalt overlay.

Project PW-S-00026



EXPENDITURES	Prior Years	Re-Estimate	2024-25	2025-26	2026-27	2027-28	2028-29	Future Yrs	Total
Land	0	0	0	0	0	0	0	0	0
Design	0	0	0	0	0	0	0	0	0
Construction	0	1,250,000	2,100,000	650,000	0	0	0	0	4,000,000
Equipment	0	0	0	0	0	0	0	0	0
TOTAL	0	1,250,000	2,100,000	650,000	0	0	0	0	4,000,000

REVENUES	Prior Years	Re-Estimate	2024-25	2025-26	2026-27	2027-28	2028-29	Future Yrs	Total
Bond Funds	0	1,250,000	2,100,000	650,000	0	0	0	0	4,000,000
N/A	0	0	0	0	0	0	0	0	0
N/A	0	0	0	0	0	0	0	0	0
TOTAL	0	1,250,000	2,100,000	650,000	0	0	0	0	4,000,000

OPERATING BUDGET IMPACT	2024-25	2025-26	2026-27	2027-28	2028-29	Future Yrs	Total
	0	0	0	0	0	0	0

CITY OF PLANO

COMMUNITY INVESTMENT PROGRAM

Project Name: Arterial Concrete Repair - Park Blvd (Preston to US75)

Project Number: 330025

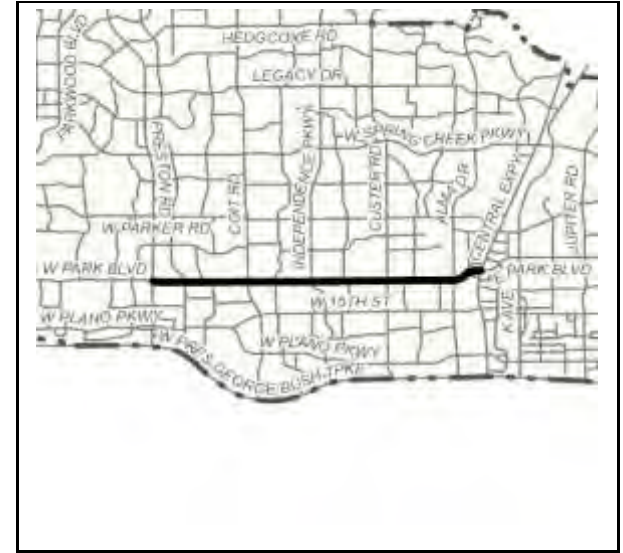
Start Date: Oct. 2023

Description:

Completion Date: Sep. 2029

Arterial Concrete Repair along Park Boulevard from Preston Road to US75

Project PW-S-00028



EXPENDITURES	Prior Years	Re-Estimate	2024-25	2025-26	2026-27	2027-28	2028-29	Future Yrs	Total
Land	0	0	0	0	0	0	0	0	0
Design	0	0	0	0	0	0	0	0	0
Construction	0	0	0	750,000	3,000,000	3,000,000	1,500,000	0	8,250,000
Equipment	0	0	0	0	0	0	0	0	0
TOTAL	0	0	0	750,000	3,000,000	3,000,000	1,500,000	0	8,250,000

REVENUES	Prior Years	Re-Estimate	2024-25	2025-26	2026-27	2027-28	2028-29	Future Yrs	Total
Bond Funds	0	0	0	750,000	3,000,000	3,000,000	1,500,000	0	8,250,000
N/A	0	0	0	0	0	0	0	0	0
N/A	0	0	0	0	0	0	0	0	0
TOTAL	0	0	0	750,000	3,000,000	3,000,000	1,500,000	0	8,250,000

OPERATING BUDGET IMPACT	2024-25	2025-26	2026-27	2027-28	2028-29	Future Yrs	Total
	0	0	0	0	0	0	0

CITY OF PLANO

COMMUNITY INVESTMENT PROGRAM

Project Name: Arterial Concrete Repair - Park Blvd (WCL to Preston)

Project Number: 330022

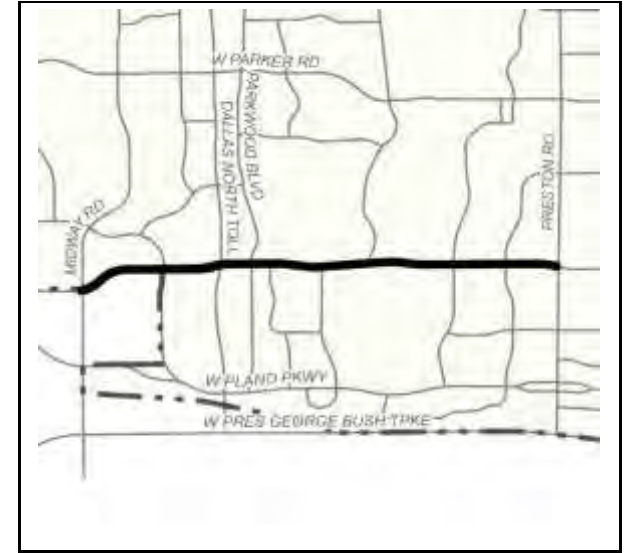
Start Date: Oct. 2023

Description:

Completion Date: Sep. 2025

Arterial concrete repair along Park Boulevard between Plano's West City Limits to Preston Road

Project PW-S-00025



EXPENDITURES	Prior Years	Re-Estimate	2024-25	2025-26	2026-27	2027-28	2028-29	Future Yrs	Total
Land	0	0	0	0	0	0	0	0	0
Design	0	0	0	0	0	0	0	0	0
Construction	0	750,000	1,712,071	0	0	0	0	0	2,462,071
Equipment	0	0	0	0	0	0	0	0	0
TOTAL	0	750,000	1,712,071	0	0	0	0	0	2,462,071

REVENUES	Prior Years	Re-Estimate	2024-25	2025-26	2026-27	2027-28	2028-29	Future Yrs	Total
Bond Funds	0	750,000	1,712,071	0	0	0	0	0	2,462,071
N/A	0	0	0	0	0	0	0	0	0
N/A	0	0	0	0	0	0	0	0	0
TOTAL	0	750,000	1,712,071	0	0	0	0	0	2,462,071

OPERATING BUDGET IMPACT	2024-25	2025-26	2026-27	2027-28	2028-29	Future Yrs	Total
	0	0	0	0	0	0	0

CITY OF PLANO

COMMUNITY INVESTMENT PROGRAM

Project Name: Arterial Overlay - West 2024

Project Number: 330058

Start Date: Jan. 2024

Description:

Completion Date: Oct. 2025

Placement of asphalt overlay for West Plano - Summer 2024 to include Hedgoxe Road from Custer to Coit, Midway Road from Spring Creek to Park Blvd and Parker Road from Parkwood Blvd to Preston Road.

Project PW-S-00057



EXPENDITURES	Prior Years	Re-Estimate	2024-25	2025-26	2026-27	2027-28	2028-29	Future Yrs	Total
Land	0	0	0	0	0	0	0	0	0
Design	0	0	0	0	0	0	0	0	0
Construction	0	500,000	6,500,000	0	0	0	0	0	7,000,000
Equipment	0	0	0	0	0	0	0	0	0
TOTAL	0	500,000	6,500,000	0	0	0	0	0	7,000,000

REVENUES	Prior Years	Re-Estimate	2024-25	2025-26	2026-27	2027-28	2028-29	Future Yrs	Total
Bond Funds	0	500,000	6,500,000	0	0	0	0	0	7,000,000
N/A	0	0	0	0	0	0	0	0	0
N/A	0	0	0	0	0	0	0	0	0
TOTAL	0	500,000	6,500,000	0	0	0	0	0	7,000,000

OPERATING BUDGET IMPACT	2024-25	2025-26	2026-27	2027-28	2028-29	Future Yrs	Total
	0	0	0	0	0	0	0

CITY OF PLANO

COMMUNITY INVESTMENT PROGRAM

Project Name: Arterial Overlay 2024

Project Number: 339999

Start Date: Oct. 2024

Description:

Completion Date: Sep. 2025

Arterial overlay program for the Summer of 2025. Streets are to be determined based on concrete rehabilitation.

Project Number TBD



EXPENDITURES	Prior Years	Re-Estimate	2024-25	2025-26	2026-27	2027-28	2028-29	Future Yrs	Total
Land	0	0	0	0	0	0	0	0	0
Design	0	0	0	0	0	0	0	0	0
Construction	0	0	8,000,000	0	0	0	0	0	8,000,000
Equipment	0	0	0	0	0	0	0	0	0
TOTAL	0	0	8,000,000	0	0	0	0	0	8,000,000

REVENUES	Prior Years	Re-Estimate	2024-25	2025-26	2026-27	2027-28	2028-29	Future Yrs	Total
Bond Funds	0	0	8,000,000	1,000,000	0	0	0	0	9,000,000
N/A	0	0	0	0	0	0	0	0	0
N/A	0	0	0	0	0	0	0	0	0
TOTAL	0	0	8,000,000	1,000,000	0	0	0	0	9,000,000

OPERATING BUDGET IMPACT	2024-25	2025-26	2026-27	2027-28	2028-29	Future Yrs	Total
	0	0	0	0	0	0	0

CITY OF PLANO

COMMUNITY INVESTMENT PROGRAM

Project Name: Arterial Overlay 2025

Project Number: 330019

Start Date: Nov. 2024

Description:

Completion Date: Dec. 2027

Arterial overlay program for the Summer of 2026. Streets are to be determined based on concrete rehabilitation.

Project PW-S-00022



EXPENDITURES	Prior Years	Re-Estimate	2024-25	2025-26	2026-27	2027-28	2028-29	Future Yrs	Total
Land	0	0	0	0	0	0	0	0	0
Design	0	0	0	0	0	0	0	0	0
Construction	0	0	0	10,000,000	1,000,000	0	0	0	11,000,000
Equipment	0	0	0	0	0	0	0	0	0
TOTAL	0	0	0	10,000,000	1,000,000	0	0	0	11,000,000

REVENUES	Prior Years	Re-Estimate	2024-25	2025-26	2026-27	2027-28	2028-29	Future Yrs	Total
Bond Funds	0	0	0	10,000,000	1,000,000	0	0	0	11,000,000
N/A	0	0	0	0	0	0	0	0	0
N/A	0	0	0	0	0	0	0	0	0
TOTAL	0	0	0	10,000,000	1,000,000	0	0	0	11,000,000

OPERATING BUDGET IMPACT	2024-25	2025-26	2026-27	2027-28	2028-29	Future Yrs	Total
	0	0	0	0	0	0	0

CITY OF PLANO

COMMUNITY INVESTMENT PROGRAM

Project Name: Arterial Overlay 2026

Project Number: 330020

Start Date: Nov. 2025

Description:

Completion Date: Dec. 2028

Arterial overlay program for the Summer of 2027. Streets are to be determined based on concrete rehabilitation.

Project PW-S-00023



EXPENDITURES	Prior Years	Re-Estimate	2024-25	2025-26	2026-27	2027-28	2028-29	Future Yrs	Total
Land	0	0	0	0	0	0	0	0	0
Design	0	0	0	0	0	0	0	0	0
Construction	0	0	0	0	10,000,000	1,000,000	0	0	11,000,000
Equipment	0	0	0	0	0	0	0	0	0
TOTAL	0	0	0	0	10,000,000	1,000,000	0	0	11,000,000

REVENUES	Prior Years	Re-Estimate	2024-25	2025-26	2026-27	2027-28	2028-29	Future Yrs	Total
Bond Funds	0	0	0	0	10,000,000	1,000,000	0	0	11,000,000
N/A	0	0	0	0	0	0	0	0	0
N/A	0	0	0	0	0	0	0	0	0
TOTAL	0	0	0	0	10,000,000	1,000,000	0	0	11,000,000

OPERATING BUDGET IMPACT	2024-25	2025-26	2026-27	2027-28	2028-29	Future Yrs	Total
	0	0	0	0	0	0	0

CITY OF PLANO

COMMUNITY INVESTMENT PROGRAM

Project Name: Arterial Overlay 2027

Project Number: 330021

Start Date: Nov. 2026

Description:

Completion Date: Dec. 2029

Arterial overlay program for the Summer of 2028. Streets are to be determined based on concrete rehabilitation.

Project PW-S-00024



EXPENDITURES	Prior Years	Re-Estimate	2024-25	2025-26	2026-27	2027-28	2028-29	Future Yrs	Total
Land	0	0	0	0	0	0	0	0	0
Design	0	0	0	0	0	0	0	0	0
Construction	0	0	0	0	0	10,000,000	1,000,000	0	11,000,000
Equipment	0	0	0	0	0	0	0	0	0
TOTAL	0	0	0	0	0	10,000,000	1,000,000	0	11,000,000

REVENUES	Prior Years	Re-Estimate	2024-25	2025-26	2026-27	2027-28	2028-29	Future Yrs	Total
Bond Funds	0	0	0	0	0	10,000,000	1,000,000	0	11,000,000
N/A	0	0	0	0	0	0	0	0	0
N/A	0	0	0	0	0	0	0	0	0
TOTAL	0	0	0	0	0	10,000,000	1,000,000	0	11,000,000

OPERATING BUDGET IMPACT	2024-25	2025-26	2026-27	2027-28	2028-29	Future Yrs	Total
	0	0	0	0	0	0	0

CITY OF PLANO

COMMUNITY INVESTMENT PROGRAM

Project Name: Arterial Overlay Coit Road and Plano Parkway

Project Number: 31602

Start Date: Jul. 2022

Description:

Completion Date: Oct. 2024

Furnishing and laying down Thin Bonded Hot Mix Wearing Course, Type B as well as some small arterial concrete repairs on Coit Road between Parker Road and SH 121 and on Plano Pkwy between Park Blvd and Preston Rd

Project PW-S-7145.1



EXPENDITURES	Prior Years	Re-Estimate	2024-25	2025-26	2026-27	2027-28	2028-29	Future Yrs	Total
Land	0	0	0	0	0	0	0	0	0
Design	0	0	0	0	0	0	0	0	0
Construction	5,098,758	267,000	0	0	0	0	0	0	5,365,758
Equipment	0	0	0	0	0	0	0	0	0
TOTAL	5,098,758	267,000	0	0	0	0	0	0	5,365,758

REVENUES	Prior Years	Re-Estimate	2024-25	2025-26	2026-27	2027-28	2028-29	Future Yrs	Total
Bond Funds	5,098,758	267,000	0	0	0	0	0	0	5,365,758
N/A	0	0	0	0	0	0	0	0	0
N/A	0	0	0	0	0	0	0	0	0
TOTAL	5,098,758	267,000	0	0	0	0	0	0	5,365,758

OPERATING BUDGET IMPACT	2024-25	2025-26	2026-27	2027-28	2028-29	Future Yrs	Total
	0	0	0	0	0	0	0

CITY OF PLANO

COMMUNITY INVESTMENT PROGRAM

Project Name: Arterial Overlay East 2024

Project Number: 330018

Start Date: May. 2023

Description:

Completion Date: Dec. 2024

Arterial Overlay Program for Summer of 2024. This project includes East Parker Road from US75 to the East City Limits, East Plano Parkway from the East City Limits to Jupiter Rd and Los Rios Blvd from 14th to Merriman.

Project PW-S-00021



EXPENDITURES	Prior Years	Re-Estimate	2024-25	2025-26	2026-27	2027-28	2028-29	Future Yrs	Total
Land	0	0	0	0	0	0	0	0	0
Design	0	0	0	0	0	0	0	0	0
Construction	0	6,250,000	0	0	0	0	0	0	6,250,000
Equipment	0	0	0	0	0	0	0	0	0
TOTAL	0	6,250,000	0	0	0	0	0	0	6,250,000

REVENUES	Prior Years	Re-Estimate	2024-25	2025-26	2026-27	2027-28	2028-29	Future Yrs	Total
Bond Funds	0	6,250,000	0	0	0	0	0	0	6,250,000
N/A	0	0	0	0	0	0	0	0	0
N/A	0	0	0	0	0	0	0	0	0
TOTAL	0	6,250,000	0	0	0	0	0	0	6,250,000

OPERATING BUDGET IMPACT	2024-25	2025-26	2026-27	2027-28	2028-29	Future Yrs	Total
	0	0	0	0	0	0	0

CITY OF PLANO

COMMUNITY INVESTMENT PROGRAM

Project Name: Arterial Overlay Legacy Drive - Custer Rd to US 75

Project Number: 31600

Start Date: Oct. 2021

Description:

Completion Date: Sep. 2024

Furnishing and laying down Thin Bonded Hot Mix Wearing Course, Type B on Legacy Drive from Custer Road to just west of US 75.

Project PW-S-7431



EXPENDITURES	Prior Years	Re-Estimate	2024-25	2025-26	2026-27	2027-28	2028-29	Future Yrs	Total
Land	0	0	0	0	0	0	0	0	0
Design	0	0	0	0	0	0	0	0	0
Construction	1,264,812	150,000	0	0	0	0	0	0	1,414,812
Equipment	0	0	0	0	0	0	0	0	0
TOTAL	1,264,812	150,000	0	0	0	0	0	0	1,414,812

REVENUES	Prior Years	Re-Estimate	2024-25	2025-26	2026-27	2027-28	2028-29	Future Yrs	Total
Bond Funds	1,264,812	150,000	0	0	0	0	0	0	1,414,812
N/A	0	0	0	0	0	0	0	0	0
N/A	0	0	0	0	0	0	0	0	0
TOTAL	1,264,812	150,000	0	0	0	0	0	0	1,414,812

OPERATING BUDGET IMPACT	2024-25	2025-26	2026-27	2027-28	2028-29	Future Yrs	Total
	0	0	0	0	0	0	0

CITY OF PLANO

COMMUNITY INVESTMENT PROGRAM

Project Name: Arterial Overlay Parkwood Blvd Plano Pkwy to Windhaven

Project Number: 31607

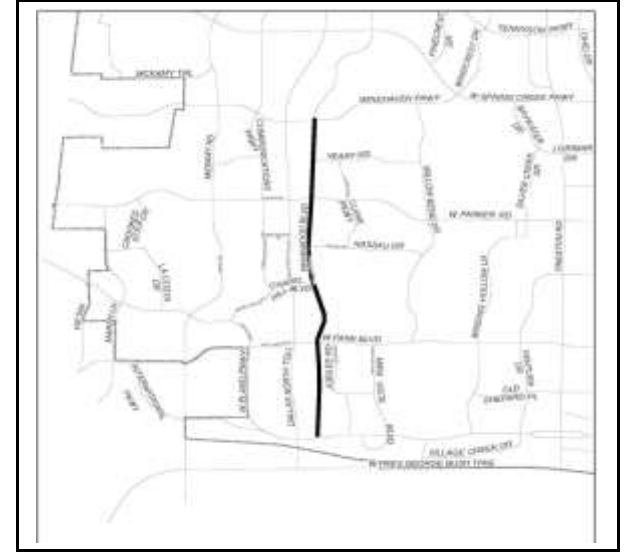
Start Date: Oct. 2022

Description:

Completion Date: Dec. 2024

Project will complete phase II of the Parkwood Blvd street rehab by installing an ultra-thin overlay over the recent concrete repairs on Parkwood Boulevard from Plano Parkway to Spring Creek Parkway.

Project PW-S-7541



EXPENDITURES	Prior Years	Re-Estimate	2024-25	2025-26	2026-27	2027-28	2028-29	Future Yrs	Total
Land	0	0	0	0	0	0	0	0	0
Design	0	0	0	0	0	0	0	0	0
Construction	617,444	3,100,000	0	0	0	0	0	0	3,717,444
Equipment	0	0	0	0	0	0	0	0	0
TOTAL	617,444	3,100,000	0	0	0	0	0	0	3,717,444

REVENUES	Prior Years	Re-Estimate	2024-25	2025-26	2026-27	2027-28	2028-29	Future Yrs	Total
Bond Funds	606,432	3,031,652	0	0	0	0	0	0	3,638,084
DART ILA	11,012	68,348	0	0	0	0	0	0	79,360
N/A	0	0	0	0	0	0	0	0	0
TOTAL	617,444	3,100,000	0	0	0	0	0	0	3,717,444

OPERATING BUDGET IMPACT	2024-25	2025-26	2026-27	2027-28	2028-29	Future Yrs	Total
	0	0	0	0	0	0	0

CITY OF PLANO

COMMUNITY INVESTMENT PROGRAM

Project Name: Arterial Pavement Repair Hedgcoxe Rd - Legacy Dr to Custer

Project Number: 31605

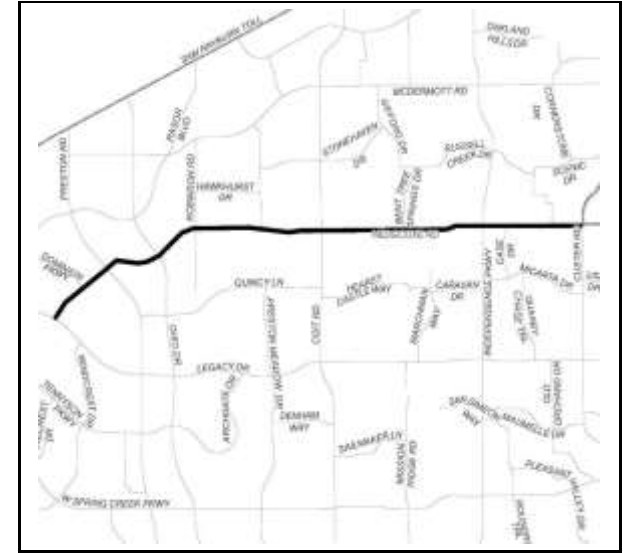
Start Date: Aug. 2022

Description:

Completion Date: Sep. 2024

Project will provide street and sidewalk repairs along Hedgcoxe Road from Legacy Drive to Custer.

Project PW-S-7513



EXPENDITURES	Prior Years	Re-Estimate	2024-25	2025-26	2026-27	2027-28	2028-29	Future Yrs	Total
Land	0	0	0	0	0	0	0	0	0
Design	0	0	0	0	0	0	0	0	0
Construction	2,209,815	1,700,000	0	0	0	0	0	0	3,909,815
Equipment	0	0	0	0	0	0	0	0	0
TOTAL	2,209,815	1,700,000	0	0	0	0	0	0	3,909,815

REVENUES	Prior Years	Re-Estimate	2024-25	2025-26	2026-27	2027-28	2028-29	Future Yrs	Total
Bond Funds	1,295,569	370,029	0	0	0	0	0	0	1,665,598
DART ILA	914,246	1,329,971	0	0	0	0	0	0	2,244,217
N/A	0	0	0	0	0	0	0	0	0
TOTAL	2,209,815	1,700,000	0	0	0	0	0	0	3,909,815

OPERATING BUDGET IMPACT	2024-25	2025-26	2026-27	2027-28	2028-29	Future Yrs	Total
	0	0	0	0	0	0	0

CITY OF PLANO

COMMUNITY INVESTMENT PROGRAM

Project Name: Arterial Pavement Repair Parker Rd ECL to Country Place Dr

Project Number: 31603

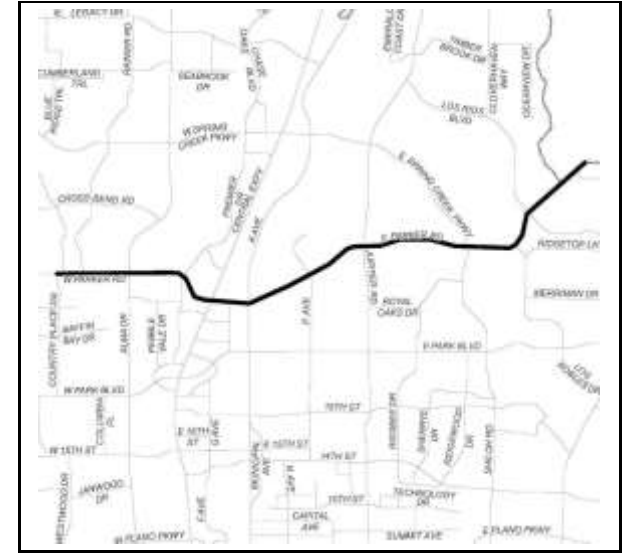
Start Date: Aug. 2022

Description:

Completion Date: Dec. 2024

Removal and reconstruction of existing concrete arterial pavement and sidewalk repair on Parker Rd between the Eastern City Limits and Country Place Dr

Project PW-S-7502



EXPENDITURES	Prior Years	Re-Estimate	2024-25	2025-26	2026-27	2027-28	2028-29	Future Yrs	Total
Land	0	0	0	0	0	0	0	0	0
Design	0	0	0	0	0	0	0	0	0
Construction	2,166,684	3,700,000	801,110	0	0	0	0	0	6,667,794
Equipment	0	0	0	0	0	0	0	0	0
TOTAL	2,166,684	3,700,000	801,110	0	0	0	0	0	6,667,794

REVENUES	Prior Years	Re-Estimate	2024-25	2025-26	2026-27	2027-28	2028-29	Future Yrs	Total
Bond Funds	1,288,812	500,000	801,110	0	0	0	0	0	2,589,922
DART ILA	877,872	3,200,000	0	0	0	0	0	0	4,077,872
N/A	0	0	0	0	0	0	0	0	0
TOTAL	2,166,684	3,700,000	801,110	0	0	0	0	0	6,667,794

OPERATING BUDGET IMPACT	2024-25	2025-26	2026-27	2027-28	2028-29	Future Yrs	Total
	0	0	0	0	0	0	0

CITY OF PLANO

COMMUNITY INVESTMENT PROGRAM

Project Name: Arterial Pavement Repair Parker Rd WCL to Preston Rd

Project Number: 31604

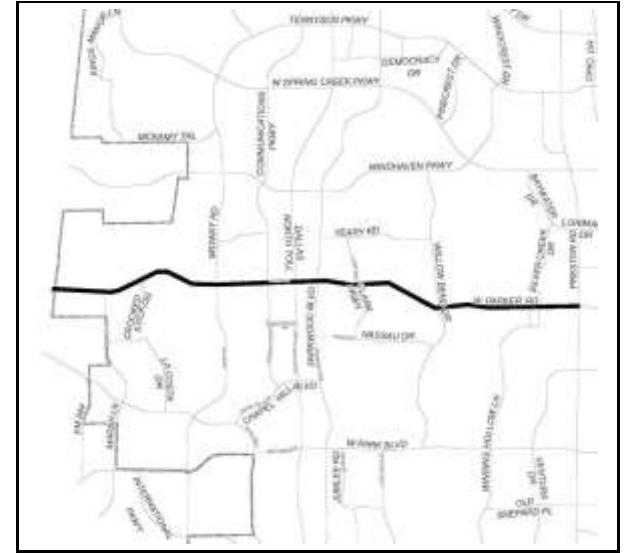
Start Date: Aug. 2022

Description:

Completion Date: Oct. 2024

Removal and reconstruction of existing concrete arterial pavement and sidewalk repair on Parker Rd between West City Limit and Preston Rd

Project PW-S-7417



EXPENDITURES	Prior Years	Re-Estimate	2024-25	2025-26	2026-27	2027-28	2028-29	Future Yrs	Total
Land	0	0	0	0	0	0	0	0	0
Design	0	0	0	0	0	0	0	0	0
Construction	3,646,913	1,000,000	0	0	0	0	0	0	4,646,913
Equipment	0	0	0	0	0	0	0	0	0
TOTAL	3,646,913	1,000,000	0	0	0	0	0	0	4,646,913

REVENUES	Prior Years	Re-Estimate	2024-25	2025-26	2026-27	2027-28	2028-29	Future Yrs	Total
Bond Funds	3,646,913	1,000,000	0	0	0	0	0	0	4,646,913
N/A	0	0	0	0	0	0	0	0	0
N/A	0	0	0	0	0	0	0	0	0
TOTAL	3,646,913	1,000,000	0	0	0	0	0	0	4,646,913

OPERATING BUDGET IMPACT	2024-25	2025-26	2026-27	2027-28	2028-29	Future Yrs	Total
	0	0	0	0	0	0	0

CITY OF PLANO

COMMUNITY INVESTMENT PROGRAM

Project Name: Arterial Pavement Repair Plano Pky - US75 to East City Limit

Project Number: 31601

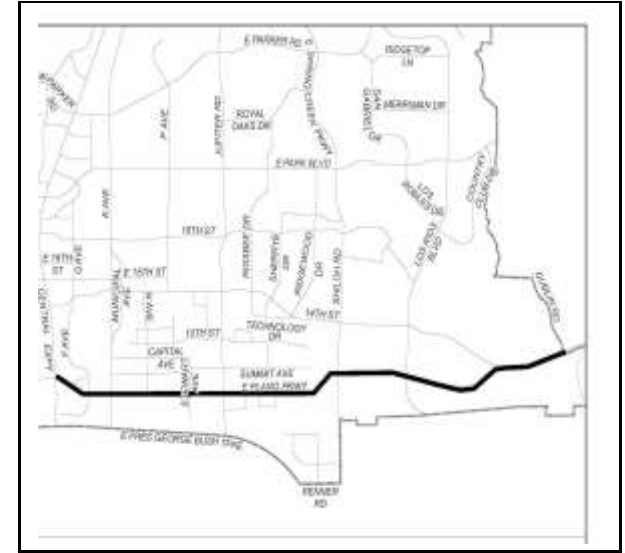
Start Date: Jul. 2022

Description:

Completion Date: Oct. 2024

Removal and reconstruction of existing concrete arterial pavement and sidewalk repair on Plano Pkwy between US 75 to East City Limit

Project PW-S-7432



EXPENDITURES	Prior Years	Re-Estimate	2024-25	2025-26	2026-27	2027-28	2028-29	Future Yrs	Total
Land	0	0	0	0	0	0	0	0	0
Design	0	0	0	0	0	0	0	0	0
Construction	2,900,158	4,250,000	0	0	0	0	0	0	7,150,158
Equipment	0	0	0	0	0	0	0	0	0
TOTAL	2,900,158	4,250,000	0	0	0	0	0	0	7,150,158

REVENUES	Prior Years	Re-Estimate	2024-25	2025-26	2026-27	2027-28	2028-29	Future Yrs	Total
Bond Funds	1,527,062	778,241	0	0	0	0	0	0	2,305,303
DART ILA	1,373,096	3,471,759	0	0	0	0	0	0	4,844,855
N/A	0	0	0	0	0	0	0	0	0
TOTAL	2,900,158	4,250,000	0	0	0	0	0	0	7,150,158

OPERATING BUDGET IMPACT	2024-25	2025-26	2026-27	2027-28	2028-29	Future Yrs	Total
	0	0	0	0	0	0	0

CITY OF PLANO

COMMUNITY INVESTMENT PROGRAM

Project Name: Arterial Rehab - Coit (SH190 to Parker)

Project Number: 332253

Start Date: Sep. 2024

Description:

Completion Date: Sep. 2027

Removal and rehabilitation of existing reinforced concrete pavement and sidewalk repair on and near Coit Road between PGBT and Parker Road.

Project PW-S-00066



EXPENDITURES	Prior Years	Re-Estimate	2024-25	2025-26	2026-27	2027-28	2028-29	Future Yrs	Total
Land	0	0	0	0	0	0	0	0	0
Design	0	0	0	0	0	0	0	0	0
Construction	0	0	2,000,000	3,000,000	1,000,000	0	0	0	6,000,000
Equipment	0	0	0	0	0	0	0	0	0
TOTAL	0	0	2,000,000	3,000,000	1,000,000	0	0	0	6,000,000

REVENUES	Prior Years	Re-Estimate	2024-25	2025-26	2026-27	2027-28	2028-29	Future Yrs	Total
Bond Funds	0	0	2,000,000	3,000,000	1,000,000	0	0	0	6,000,000
N/A	0	0	0	0	0	0	0	0	0
N/A	0	0	0	0	0	0	0	0	0
TOTAL	0	0	2,000,000	3,000,000	1,000,000	0	0	0	6,000,000

OPERATING BUDGET IMPACT	2024-25	2025-26	2026-27	2027-28	2028-29	Future Yrs	Total
	0	0	0	0	0	0	0

CITY OF PLANO

COMMUNITY INVESTMENT PROGRAM

Project Name: Arterial Rehab - Communications Pkwy (Legacy - Chapell Hill)

Project Number: 332251

Start Date: Sep. 2024

Description:

Completion Date: Sep. 2026

Removal and rehabilitation of existing reinforced arterial concrete and sidewalk repair on and near Communications Parkway between Legacy Drive and Chapel Hill Boulevard.

Project PW-S-00064



EXPENDITURES	Prior Years	Re-Estimate	2024-25	2025-26	2026-27	2027-28	2028-29	Future Yrs	Total
Land	0	0	0	0	0	0	0	0	0
Design	0	0	0	0	0	0	0	0	0
Construction	0	0	2,500,000	1,500,000	0	0	0	0	4,000,000
Equipment	0	0	0	0	0	0	0	0	0
TOTAL	0	0	2,500,000	1,500,000	0	0	0	0	4,000,000

REVENUES	Prior Years	Re-Estimate	2024-25	2025-26	2026-27	2027-28	2028-29	Future Yrs	Total
Bond Funds	0	0	2,500,000	1,500,000	0	0	0	0	4,000,000
N/A	0	0	0	0	0	0	0	0	0
N/A	0	0	0	0	0	0	0	0	0
TOTAL	0	0	2,500,000	1,500,000	0	0	0	0	4,000,000

OPERATING BUDGET IMPACT	2024-25	2025-26	2026-27	2027-28	2028-29	Future Yrs	Total
	0	0	0	0	0	0	0

CITY OF PLANO

COMMUNITY INVESTMENT PROGRAM

Project Name: Arterial Rehab - Custer Road (SH121 to Hedgecoxe)

Project Number: 332254

Start Date: Sep. 2024

Description:

Completion Date: Sep. 2027

Removal and rehabilitation of existing reinforced arterial concrete and sidewalk repair on and near Custer Road between SH121 and Hedgecoxe.

Project PW-S-00067



EXPENDITURES	Prior Years	Re-Estimate	2024-25	2025-26	2026-27	2027-28	2028-29	Future Yrs	Total
Land	0	0	0	0	0	0	0	0	0
Design	0	0	0	0	0	0	0	0	0
Construction	0	0	1,000,000	2,500,000	1,500,000	0	0	0	5,000,000
Equipment	0	0	0	0	0	0	0	0	0
TOTAL	0	0	1,000,000	2,500,000	1,500,000	0	0	0	5,000,000

REVENUES	Prior Years	Re-Estimate	2024-25	2025-26	2026-27	2027-28	2028-29	Future Yrs	Total
Bond Funds	0	0	1,000,000	2,500,000	1,500,000	0	0	0	5,000,000
N/A	0	0	0	0	0	0	0	0	0
N/A	0	0	0	0	0	0	0	0	0
TOTAL	0	0	1,000,000	2,500,000	1,500,000	0	0	0	5,000,000

OPERATING BUDGET IMPACT	2024-25	2025-26	2026-27	2027-28	2028-29	Future Yrs	Total
	0	0	0	0	0	0	0

CITY OF PLANO

COMMUNITY INVESTMENT PROGRAM

Project Name: Arterial Rehab - McDermott Dr (Preston to Coit)

Project Number: 332252

Start Date: Sep. 2024

Description:

Completion Date: Sep. 2026

Removal and rehabilitation of reinforced arterial concrete and sidewalk repairs on and near McDermott between Preston and Coit.

Project PW-S-00065



EXPENDITURES	Prior Years	Re-Estimate	2024-25	2025-26	2026-27	2027-28	2028-29	Future Yrs	Total
Land	0	0	0	0	0	0	0	0	0
Design	0	0	0	0	0	0	0	0	0
Construction	0	0	2,000,000	2,000,000	0	0	0	0	4,000,000
Equipment	0	0	0	0	0	0	0	0	0
TOTAL	0	0	2,000,000	2,000,000	0	0	0	0	4,000,000

REVENUES	Prior Years	Re-Estimate	2024-25	2025-26	2026-27	2027-28	2028-29	Future Yrs	Total
Bond Funds	0	0	2,000,000	2,000,000	0	0	0	0	4,000,000
N/A	0	0	0	0	0	0	0	0	0
N/A	0	0	0	0	0	0	0	0	0
TOTAL	0	0	2,000,000	2,000,000	0	0	0	0	4,000,000

OPERATING BUDGET IMPACT	2024-25	2025-26	2026-27	2027-28	2028-29	Future Yrs	Total
	0	0	0	0	0	0	0

CITY OF PLANO

COMMUNITY INVESTMENT PROGRAM

Project Name: Arterial Rehab- Custer Road (Hedgecoxe to Spring Creek)

Project Number: 332255

Start Date: Sep. 2024

Description:

Completion Date: Sep. 2027

Removal and rehabilitation of existing reinforced arterial concrete and sidewalk repair on and near Custer Road between Hedgecoxe and Spring Creek.

Project PW-S-00068



EXPENDITURES	Prior Years	Re-Estimate	2024-25	2025-26	2026-27	2027-28	2028-29	Future Yrs	Total
Land	0	0	0	0	0	0	0	0	0
Design	0	0	0	0	0	0	0	0	0
Construction	0	0	1,000,000	2,500,000	1,500,000	0	0	0	5,000,000
Equipment	0	0	0	0	0	0	0	0	0
TOTAL	0	0	1,000,000	2,500,000	1,500,000	0	0	0	5,000,000

REVENUES	Prior Years	Re-Estimate	2024-25	2025-26	2026-27	2027-28	2028-29	Future Yrs	Total
Bond Funds	0	0	1,000,000	2,500,000	1,500,000	0	0	0	5,000,000
N/A	0	0	0	0	0	0	0	0	0
N/A	0	0	0	0	0	0	0	0	0
TOTAL	0	0	1,000,000	2,500,000	1,500,000	0	0	0	5,000,000

OPERATING BUDGET IMPACT	2024-25	2025-26	2026-27	2027-28	2028-29	Future Yrs	Total
	0	0	0	0	0	0	0

CITY OF PLANO

COMMUNITY INVESTMENT PROGRAM

Project Name: Arterial Repair Independence Pkwy - Hedgecoxe to SH121
Project Number: 330007 **Start Date:** Mar. 2023
Description: **Completion Date:** Aug. 2025
 Arterial concrete repair - Independence Parkway from Hedgecoxe to SH 121
 Project PW-S-00004



EXPENDITURES	Prior Years	Re-Estimate	2024-25	2025-26	2026-27	2027-28	2028-29	Future Yrs	Total
Land	0	0	0	0	0	0	0	0	0
Design	0	0	0	0	0	0	0	0	0
Construction	133,454	4,000,000	2,400,000	0	0	0	0	0	6,533,454
Equipment	0	0	0	0	0	0	0	0	0
TOTAL	133,454	4,000,000	2,400,000	0	0	0	0	0	6,533,454

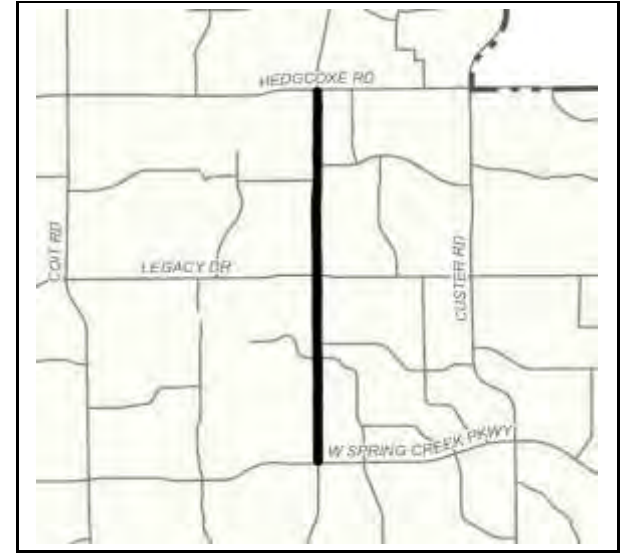
REVENUES	Prior Years	Re-Estimate	2024-25	2025-26	2026-27	2027-28	2028-29	Future Yrs	Total
Bond Funds	7,614	1,607,025	2,400,000	0	0	0	0	0	4,014,639
DART ILA	125,840	2,392,975	0	0	0	0	0	0	2,518,815
N/A	0	0	0	0	0	0	0	0	0
TOTAL	133,454	4,000,000	2,400,000	0	0	0	0	0	6,533,454

OPERATING BUDGET IMPACT	2024-25	2025-26	2026-27	2027-28	2028-29	Future Yrs	Total
	0	0	0	0	0	0	0

CITY OF PLANO

COMMUNITY INVESTMENT PROGRAM

Project Name: Arterial Repair Independence Pkwy - Spring Creek to Hedgcoxe
Project Number: 330006 **Start Date:** Mar. 2023
Description: **Completion Date:** Nov. 2025
 Arterial Concrete Repair on Independence Parkway from Spring Creek to Hedgcoxe
 Project PW-S-00003



EXPENDITURES	Prior Years	Re-Estimate	2024-25	2025-26	2026-27	2027-28	2028-29	Future Yrs	Total
Land	0	0	0	0	0	0	0	0	0
Design	0	0	0	0	0	0	0	0	0
Construction	261,837	2,900,000	1,700,000	0	0	0	0	0	4,861,837
Equipment	0	0	0	0	0	0	0	0	0
TOTAL	261,837	2,900,000	1,700,000	0	0	0	0	0	4,861,837

REVENUES	Prior Years	Re-Estimate	2024-25	2025-26	2026-27	2027-28	2028-29	Future Yrs	Total
Bond Funds	13,377	1,467,241	1,700,000	0	0	0	0	0	3,180,618
DART ILA	248,460	1,432,759	0	0	0	0	0	0	1,681,219
N/A	0	0	0	0	0	0	0	0	0
TOTAL	261,837	2,900,000	1,700,000	0	0	0	0	0	4,861,837

OPERATING BUDGET IMPACT	2024-25	2025-26	2026-27	2027-28	2028-29	Future Yrs	Total
	0	0	0	0	0	0	0

CITY OF PLANO

COMMUNITY INVESTMENT PROGRAM

Project Name: Arterial Repair Midway Rd - Spring Creek Pkwy to Park Blvd
Project Number: 330010 **Start Date:** Mar. 2023
Description: **Completion Date:** Feb. 2025
 Arterial concrete repairs along Midway Road
 Project PW-S-00007



EXPENDITURES	Prior Years	Re-Estimate	2024-25	2025-26	2026-27	2027-28	2028-29	Future Yrs	Total
Land	0	0	0	0	0	0	0	0	0
Design	0	0	0	0	0	0	0	0	0
Construction	343,706	3,450,000	150,000	0	0	0	0	0	3,943,706
Equipment	0	0	0	0	0	0	0	0	0
TOTAL	343,706	3,450,000	150,000	0	0	0	0	0	3,943,706

REVENUES	Prior Years	Re-Estimate	2024-25	2025-26	2026-27	2027-28	2028-29	Future Yrs	Total
Bond Funds	343,706	3,450,000	150,000	0	0	0	0	0	3,943,706
N/A	0	0	0	0	0	0	0	0	0
N/A	0	0	0	0	0	0	0	0	0
TOTAL	343,706	3,450,000	150,000	0	0	0	0	0	3,943,706

OPERATING BUDGET IMPACT	2024-25	2025-26	2026-27	2027-28	2028-29	Future Yrs	Total
	0	0	0	0	0	0	0

CITY OF PLANO

COMMUNITY INVESTMENT PROGRAM

Project Name: Arterial Repair Parker Road - Country Pl. to Independence
Project Number: 330024 **Start Date:** Oct. 2023
Description: **Completion Date:** Sep. 2026
 Arterial Concrete Repair along Parker Road from Country Place to Independence Parkway
 Project PW-S-00027



EXPENDITURES	Prior Years	Re-Estimate	2024-25	2025-26	2026-27	2027-28	2028-29	Future Yrs	Total
Land	0	0	0	0	0	0	0	0	0
Design	0	0	0	0	0	0	0	0	0
Construction	0	500,000	2,500,000	2,500,000	0	0	0	0	5,500,000
Equipment	0	0	0	0	0	0	0	0	0
TOTAL	0	500,000	2,500,000	2,500,000	0	0	0	0	5,500,000

REVENUES	Prior Years	Re-Estimate	2024-25	2025-26	2026-27	2027-28	2028-29	Future Yrs	Total
Bond Funds	0	500,000	2,500,000	2,500,000	0	0	0	0	5,500,000
N/A	0	0	0	0	0	0	0	0	0
N/A	0	0	0	0	0	0	0	0	0
TOTAL	0	500,000	2,500,000	2,500,000	0	0	0	0	5,500,000

OPERATING BUDGET IMPACT	2024-25	2025-26	2026-27	2027-28	2028-29	Future Yrs	Total
	0	0	0	0	0	0	0

CITY OF PLANO

COMMUNITY INVESTMENT PROGRAM

Project Name: Barrier Free Ramps & Sidewalks

Project Number: 34556

Start Date: Oct. 2011

Description:

Completion Date: Sep. 2029

Construction of ramps in residential neighborhoods and major thoroughfares to meet ADA standards.



EXPENDITURES	Prior Years	Re-Estimate	2024-25	2025-26	2026-27	2027-28	2028-29	Future Yrs	Total
Land	0	0	0	0	0	0	0	0	0
Design	6,992	0	0	0	0	0	0	0	6,992
Construction	2,459,797	0	250,000	1,000,000	1,000,000	1,000,000	1,000,000	0	6,709,797
Equipment	100	0	0	0	0	0	0	0	100
TOTAL	2,466,889	0	250,000	1,000,000	1,000,000	1,000,000	1,000,000	0	6,716,889

REVENUES	Prior Years	Re-Estimate	2024-25	2025-26	2026-27	2027-28	2028-29	Future Yrs	Total
Bond Funds	2,466,504	0	250,000	1,000,000	1,000,000	1,000,000	1,000,000	0	6,716,504
Map Sales	385	0	0	0	0	0	0	0	385
N/A	0	0	0	0	0	0	0	0	0
TOTAL	2,466,889	0	250,000	1,000,000	1,000,000	1,000,000	1,000,000	0	6,716,889

OPERATING BUDGET IMPACT	2024-25	2025-26	2026-27	2027-28	2028-29	Future Yrs	Total
	0	0	0	0	0	0	0

CITY OF PLANO

COMMUNITY INVESTMENT PROGRAM

Project Name: Bridge Improvements: Plano Pkwy & Spring Creek

Project Number: 35608

Start Date: Oct. 2022

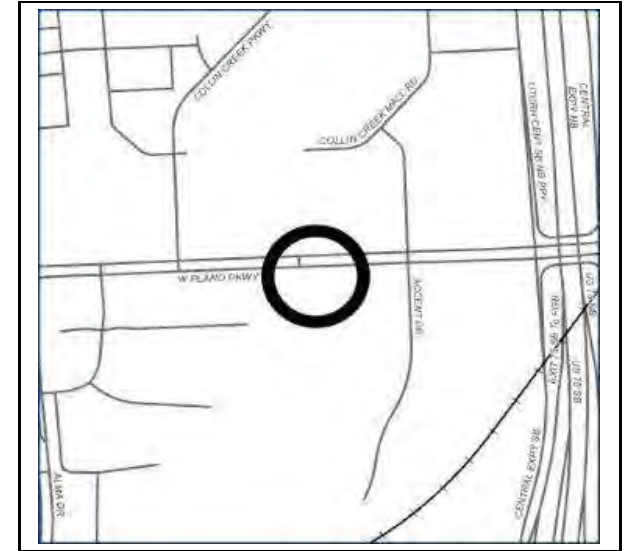
Description:

Completion Date: Sep. 2026

Project includes an initial study phase to determine the requirements to reconstruct the Plano Parkway Bridge over Spring Creek, just south of the Collin Creek Mall development.

Study will include hydraulics and hydrology analysis of Spring Creek to determine adequate elevations, discharge increases, and mitigation of increase in water flows under new bridge limits. Also included will be logistics of constructibility of the new improvements, including land acquisition, utility improvements, trail improvements, and traffic control and phasing requirements.

Project ENG-S-7584



EXPENDITURES	Prior Years	Re-Estimate	2024-25	2025-26	2026-27	2027-28	2028-29	Future Yrs	Total
Land	0	0	0	0	0	0	0	0	0
Design	0	0	200,000	400,000	0	0	0	0	600,000
Construction	0	0	0	0	0	0	0	0	0
Equipment	0	0	0	0	0	0	0	0	0
TOTAL	0	0	200,000	400,000	0	0	0	0	600,000

REVENUES	Prior Years	Re-Estimate	2024-25	2025-26	2026-27	2027-28	2028-29	Future Yrs	Total
Bond Funds	0	0	200,000	400,000	0	0	0	0	600,000
N/A	0	0	0	0	0	0	0	0	0
N/A	0	0	0	0	0	0	0	0	0
TOTAL	0	0	200,000	400,000	0	0	0	0	600,000

OPERATING BUDGET IMPACT	2024-25	2025-26	2026-27	2027-28	2028-29	Future Yrs	Total
	0	0	0	0	0	0	0

CITY OF PLANO

COMMUNITY INVESTMENT PROGRAM

Project Name: Bridge Repairs Ph. III

Project Number: 37743

Start Date: Jan. 2019

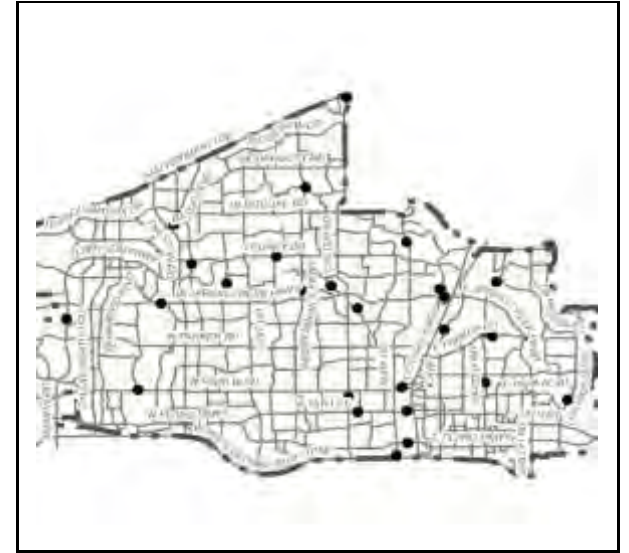
Description:

Completion Date: Dec. 2024

Repairs to various bridges throughout the City of Plano.

Professional services awarded to Huitt-Zollars in January 2019.

Project ENG-S-7056



EXPENDITURES	Prior Years	Re-Estimate	2024-25	2025-26	2026-27	2027-28	2028-29	Future Yrs	Total
Land	0	0	0	0	0	0	0	0	0
Design	543,318	25,000	0	0	0	0	0	0	568,318
Construction	2,493,994	850,000	0	0	0	0	0	0	3,343,994
Equipment	0	0	0	0	0	0	0	0	0
TOTAL	3,037,312	875,000	0	0	0	0	0	0	3,912,312

REVENUES	Prior Years	Re-Estimate	2024-25	2025-26	2026-27	2027-28	2028-29	Future Yrs	Total
Bond Funds	3,037,312	875,000	0	0	0	0	0	0	3,912,312
N/A	0	0	0	0	0	0	0	0	0
N/A	0	0	0	0	0	0	0	0	0
TOTAL	3,037,312	875,000	0	0	0	0	0	0	3,912,312

OPERATING BUDGET IMPACT	2024-25	2025-26	2026-27	2027-28	2028-29	Future Yrs	Total
	0	0	0	0	0	0	0

CITY OF PLANO

COMMUNITY INVESTMENT PROGRAM

Project Name: Bridge Repairs Phase IV

Project Number: 35606

Start Date: Nov. 2021

Description:

Completion Date: Mar. 2025

Repairs to various bridges throughout the City of Plano as deemed necessary by the 2021 BRINSAP reports received from TxDOT



EXPENDITURES	Prior Years	Re-Estimate	2024-25	2025-26	2026-27	2027-28	2028-29	Future Yrs	Total
Land	0	0	0	0	0	0	0	0	0
Design	86,000	150,000	200,000	35,000	0	0	0	0	471,000
Construction	0	0	0	500,000	1,500,000	0	0	0	2,000,000
Equipment	0	0	0	0	0	0	0	0	0
TOTAL	86,000	150,000	200,000	535,000	1,500,000	0	0	0	2,471,000

REVENUES	Prior Years	Re-Estimate	2024-25	2025-26	2026-27	2027-28	2028-29	Future Yrs	Total
Bond Funds	86,000	150,000	200,000	535,000	1,500,000	0	0	0	2,471,000
N/A	0	0	0	0	0	0	0	0	0
N/A	0	0	0	0	0	0	0	0	0
TOTAL	86,000	150,000	200,000	535,000	1,500,000	0	0	0	2,471,000

OPERATING BUDGET IMPACT	2024-25	2025-26	2026-27	2027-28	2028-29	Future Yrs	Total
	0	0	0	0	0	0	0

CITY OF PLANO

COMMUNITY INVESTMENT PROGRAM

Project Name: CCTV Expansion (Future)

Project Number: 330044

Start Date: Oct. 2022

Description:

Completion Date: Sep. 2027

Development of procurement documents and construction of an additional 80 traffic cameras.

Project TP-S-00003

(Migrated from previous account #36758)



EXPENDITURES	Prior Years	Re-Estimate	2024-25	2025-26	2026-27	2027-28	2028-29	Future Yrs	Total
Land	0	0	0	0	0	0	0	0	0
Design	0	0	0	200,000	0	0	0	0	200,000
Construction	0	0	0	0	1,800,000	0	0	0	1,800,000
Equipment	626,357	0	0	0	0	0	0	0	626,357
TOTAL	626,357	0	0	200,000	1,800,000	0	0	0	2,626,357

REVENUES	Prior Years	Re-Estimate	2024-25	2025-26	2026-27	2027-28	2028-29	Future Yrs	Total
Bond Funds	626,357	0	0	133,000	1,800,000	0	0	0	2,559,357
N/A	0	0	0	0	0	0	0	0	0
N/A	0	0	0	0	0	0	0	0	0
TOTAL	626,357	0	0	133,000	1,800,000	0	0	0	2,559,357

OPERATING BUDGET IMPACT	2024-25	2025-26	2026-27	2027-28	2028-29	Future Yrs	Total
	0	0	0	0	0	0	0

CITY OF PLANO

COMMUNITY INVESTMENT PROGRAM

Project Name: CCTV Expansion (TIP 19005)

Project Number: 330051

Start Date: Oct. 2023

Description:

Completion Date: Sep. 2025

CCTV Upgrade across the city

Project TP-S-00009



EXPENDITURES	Prior Years	Re-Estimate	2024-25	2025-26	2026-27	2027-28	2028-29	Future Yrs	Total
Land	0	0	0	0	0	0	0	0	0
Design	0	40,000	0	0	0	0	0	0	40,000
Construction	0	0	887,900	0	0	0	0	0	887,900
Equipment	0	380,000	600,000	0	0	0	0	0	980,000
TOTAL	0	420,000	1,487,900	0	0	0	0	0	1,907,900

REVENUES	Prior Years	Re-Estimate	2024-25	2025-26	2026-27	2027-28	2028-29	Future Yrs	Total
Bond Funds	0	40,000	900	0	0	0	0	0	40,900
CMAQ Grants	0	380,000	1,487,000	0	0	0	0	0	1,867,000
N/A	0	0	0	0	0	0	0	0	0
TOTAL	0	420,000	1,487,900	0	0	0	0	0	1,907,900

OPERATING BUDGET IMPACT	2024-25	2025-26	2026-27	2027-28	2028-29	Future Yrs	Total
	0	0	0	0	0	0	0

CITY OF PLANO

COMMUNITY INVESTMENT PROGRAM

Project Name: Citywide Signal Retiming

Project Number: 330038

Start Date: Mar. 2022

Description:

Completion Date: Sep. 2026

Collect citywide turning movement counts, 24 hour counts, travel time data, and other traffic data; develop comprehensive signal coordination plans and intersection capacity evaluations.

Project TP-S-00001

(Migrated from previous account #36701)



EXPENDITURES	Prior Years	Re-Estimate	2024-25	2025-26	2026-27	2027-28	2028-29	Future Yrs	Total
Land	0	0	0	0	0	0	0	0	0
Design	1,214,808	200,000	499,241	200,000	0	0	0	0	2,114,049
Construction	5,968	0	0	0	0	0	0	0	5,968
Equipment	14,300	0	0	0	0	0	0	0	14,300
TOTAL	1,235,076	200,000	499,241	200,000	0	0	0	0	2,134,317

REVENUES	Prior Years	Re-Estimate	2024-25	2025-26	2026-27	2027-28	2028-29	Future Yrs	Total
Bond Funds	1,224,275	200,000	499,241	200,000	0	0	0	0	2,123,516
TXDOT	10,801	0	0	0	0	0	0	0	10,801
N/A	0	0	0	0	0	0	0	0	0
TOTAL	1,235,076	200,000	499,241	200,000	0	0	0	0	2,134,317

OPERATING BUDGET IMPACT	2024-25	2025-26	2026-27	2027-28	2028-29	Future Yrs	Total
	0	0	0	0	0	0	0

CITY OF PLANO

COMMUNITY INVESTMENT PROGRAM

Project Name: Collector Street Construction

Project Number: 31192

Start Date: Jul. 2015

Description:

Completion Date: Sep. 2029

Complete construction of collector roadways.



EXPENDITURES	Prior Years	Re-Estimate	2024-25	2025-26	2026-27	2027-28	2028-29	Future Yrs	Total
Land	0	0	0	0	0	0	0	0	0
Design	0	0	0	0	0	0	0	0	0
Construction	0	0	634,670	6,000,000	2,000,000	6,000,000	2,000,000	0	16,634,670
Equipment	0	0	0	0	0	0	0	0	0
TOTAL	0	0	634,670	6,000,000	2,000,000	6,000,000	2,000,000	0	16,634,670

REVENUES	Prior Years	Re-Estimate	2024-25	2025-26	2026-27	2027-28	2028-29	Future Yrs	Total
Bond Funds	0	0	634,670	6,000,000	2,000,000	6,000,000	2,000,000	0	16,634,670
N/A	0	0	0	0	0	0	0	0	0
N/A	0	0	0	0	0	0	0	0	0
TOTAL	0	0	634,670	6,000,000	2,000,000	6,000,000	2,000,000	0	16,634,670

OPERATING BUDGET IMPACT	2024-25	2025-26	2026-27	2027-28	2028-29	Future Yrs	Total
	0	0	0	0	0	0	0

CITY OF PLANO

COMMUNITY INVESTMENT PROGRAM

Project Name: Commerce Drive Reconstruction - 15th to Plano Pkwy

Project Number: 31189

Start Date: Jul. 2019

Description:

Completion Date: Dec. 2024

Reconstruction of approximately 2,400 linear feet of Commerce Drive; includes replacement of roadway paving, sidewalk and barrier free ramps

Design awarded to Teague, Nall & Perkins in June 2019.

Project Number ENG-CMB-7141

(See also Water CIP #68192)



EXPENDITURES	Prior Years	Re-Estimate	2024-25	2025-26	2026-27	2027-28	2028-29	Future Yrs	Total
Land	0	0	0	0	0	0	0	0	0
Design	339,285	0	0	0	0	0	0	0	339,285
Construction	1,751,766	820,000	0	0	0	0	0	0	2,571,766
Equipment	0	0	0	0	0	0	0	0	0
TOTAL	2,091,051	820,000	0	0	0	0	0	0	2,911,051

REVENUES	Prior Years	Re-Estimate	2024-25	2025-26	2026-27	2027-28	2028-29	Future Yrs	Total
Bond Funds	2,091,051	820,000	0	0	0	0	0	0	2,911,051
N/A	0	0	0	0	0	0	0	0	0
N/A	0	0	0	0	0	0	0	0	0
TOTAL	2,091,051	820,000	0	0	0	0	0	0	2,911,051

OPERATING BUDGET IMPACT	2024-25	2025-26	2026-27	2027-28	2028-29	Future Yrs	Total
	0	0	0	0	0	0	0

CITY OF PLANO

COMMUNITY INVESTMENT PROGRAM

Project Name: Computerized Signal System

Project Number: 330047

Start Date: Oct. 2022

Description:

Completion Date: Sep. 2026

Control of all signalized intersections and traffic management devices via Traffic Management Center (TMC). All current and future signals will be connected to the TMC. This project includes the installation of video cameras at critical intersections for monitoring traffic; on-going projects with traffic upgrades and improvements; conversion of wireless communications to fiber optic communications between the TMC and traffic management devices.

Project TP-S-00006

(Migrated from previous account #36742)

(See also Capital Maintenance Fund #51156 and Street CIP #36757).



EXPENDITURES	Prior Years	Re-Estimate	2024-25	2025-26	2026-27	2027-28	2028-29	Future Yrs	Total
Land	0	0	0	0	0	0	0	0	0
Design	655,727	0	0	0	0	0	0	0	655,727
Construction	1,128,374	75,000	200,000	200,000	0	0	0	0	1,603,374
Equipment	1,634,166	0	0	0	0	0	0	0	1,634,166
TOTAL	3,418,267	75,000	200,000	200,000	0	0	0	0	3,893,267

REVENUES	Prior Years	Re-Estimate	2024-25	2025-26	2026-27	2027-28	2028-29	Future Yrs	Total
Bond Funds	3,307,776	75,000	200,000	200,000	0	0	0	0	3,782,776
TCEQ-LIP	110,491	0	0	0	0	0	0	0	110,491
N/A	0	0	0	0	0	0	0	0	0
TOTAL	3,418,267	75,000	200,000	200,000	0	0	0	0	3,893,267

OPERATING BUDGET IMPACT	2024-25	2025-26	2026-27	2027-28	2028-29	Future Yrs	Total
	0	0	0	0	0	0	0

CITY OF PLANO

COMMUNITY INVESTMENT PROGRAM

Project Name: COP Standard Construction Details Update
Project Number: 330035 **Start Date:** Oct. 2021
Description: **Completion Date:** Sep. 2024
 Project ENG-O-7564
 (Migrated from previous account #38829)



EXPENDITURES	Prior Years	Re-Estimate	2024-25	2025-26	2026-27	2027-28	2028-29	Future Yrs	Total
Land	0	0	0	0	0	0	0	0	0
Design	20,100	15,000	0	0	0	0	0	0	35,100
Construction	0	0	0	0	0	0	0	0	0
Equipment	0	0	0	0	0	0	0	0	0
TOTAL	20,100	15,000	0	0	0	0	0	0	35,100

REVENUES	Prior Years	Re-Estimate	2024-25	2025-26	2026-27	2027-28	2028-29	Future Yrs	Total
Bond Funds	20,100	15,000	0	0	0	0	0	0	35,100
N/A	0	0	0	0	0	0	0	0	0
N/A	0	0	0	0	0	0	0	0	0
TOTAL	20,100	15,000	0	0	0	0	0	0	35,100

OPERATING BUDGET IMPACT	2024-25	2025-26	2026-27	2027-28	2028-29	Future Yrs	Total
	0	0	0	0	0	0	0

CITY OF PLANO

COMMUNITY INVESTMENT PROGRAM

Project Name: D6 West Residential Concrete Repair

Project Number: 330001

Start Date: Mar. 2023

Description:

Completion Date: Aug. 2025

D6 West Residential concrete rehab project

Project PW-S-00002



EXPENDITURES	Prior Years	Re-Estimate	2024-25	2025-26	2026-27	2027-28	2028-29	Future Yrs	Total
Land	0	0	0	0	0	0	0	0	0
Design	0	0	0	0	0	0	0	0	0
Construction	148,182	2,500,000	1,000,000	0	0	0	0	0	3,648,182
Equipment	0	0	0	0	0	0	0	0	0
TOTAL	148,182	2,500,000	1,000,000	0	0	0	0	0	3,648,182

REVENUES	Prior Years	Re-Estimate	2024-25	2025-26	2026-27	2027-28	2028-29	Future Yrs	Total
Bond Funds	148,182	2,500,000	1,000,000	0	0	0	0	0	3,648,182
N/A	0	0	0	0	0	0	0	0	0
N/A	0	0	0	0	0	0	0	0	0
TOTAL	148,182	2,500,000	1,000,000	0	0	0	0	0	3,648,182

OPERATING BUDGET IMPACT	2024-25	2025-26	2026-27	2027-28	2028-29	Future Yrs	Total
	0	0	0	0	0	0	0

CITY OF PLANO

COMMUNITY INVESTMENT PROGRAM

Project Name: Diamond Intersection Safety Improvements - CMAQ

Project Number: 339004

Start Date: Dec. 2023

Description:

Completion Date: Sep. 2028

Improvements to signals, signs, pavement markings, turn lanes, and pedestrian facilities to all diamond intersections in the city

Project TP-S-00014



EXPENDITURES	Prior Years	Re-Estimate	2024-25	2025-26	2026-27	2027-28	2028-29	Future Yrs	Total
Land	0	0	0	0	0	0	0	0	0
Design	0	120,000	480,000	95,183	0	0	0	0	695,183
Construction	0	0	0	1,100,000	2,000,000	2,000,000	0	0	5,100,000
Equipment	0	0	0	0	0	0	0	0	0
TOTAL	0	120,000	480,000	1,195,183	2,000,000	2,000,000	0	0	5,795,183

REVENUES	Prior Years	Re-Estimate	2024-25	2025-26	2026-27	2027-28	2028-29	Future Yrs	Total
Bond Funds	0	120,000	480,000	20,183	0	0	0	0	620,183
CMAQ Grants	0	0	0	1,175,000	2,000,000	2,000,000	0	0	5,175,000
N/A	0	0	0	0	0	0	0	0	0
TOTAL	0	120,000	480,000	1,195,183	2,000,000	2,000,000	0	0	5,795,183

OPERATING BUDGET IMPACT	2024-25	2025-26	2026-27	2027-28	2028-29	Future Yrs	Total
	0	0	0	0	0	0	0

CITY OF PLANO

COMMUNITY INVESTMENT PROGRAM

Project Name: Douglass Sidewalks

Project Number: 37832

Start Date: Oct. 2015

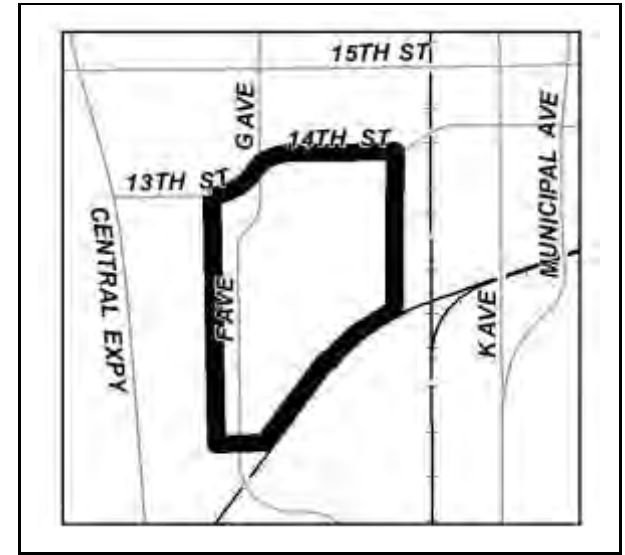
Description:

Completion Date: Sep. 2026

Installation of sidewalks at various locations in the Douglass Community to improve pedestrian train access and safety.

J. Volk Consulting hired as project consultant in June 2019.

Project ENG-S-6807.1



EXPENDITURES	Prior Years	Re-Estimate	2024-25	2025-26	2026-27	2027-28	2028-29	Future Yrs	Total
Land	2,849	25,000	50,000	0	0	0	0	0	77,849
Design	186,502	15,000	10,000	10,000	0	0	0	0	221,502
Construction	90,143	0	0	700,000	0	0	0	0	790,143
Equipment	0	0	0	0	0	0	0	0	0
TOTAL	279,494	40,000	60,000	710,000	0	0	0	0	1,089,494

REVENUES	Prior Years	Re-Estimate	2024-25	2025-26	2026-27	2027-28	2028-29	Future Yrs	Total
Bond Funds	279,494	40,000	60,000	710,000	0	0	0	0	1,089,494
N/A	0	0	0	0	0	0	0	0	0
N/A	0	0	0	0	0	0	0	0	0
TOTAL	279,494	40,000	60,000	710,000	0	0	0	0	1,089,494

OPERATING BUDGET IMPACT	2024-25	2025-26	2026-27	2027-28	2028-29	Future Yrs	Total
	0	0	0	0	0	0	0

CITY OF PLANO

COMMUNITY INVESTMENT PROGRAM

Project Name: East Overlay 2023

Project Number: 330008

Start Date: Mar. 2023

Description:

Completion Date: Dec. 2023

Arterial Overlay Program for Summer of 2023. This project includes East Parker Road from the East City Limits to Spring Creek Pkwy, East Plano Parkway from the East City Limits to Los Rios and Los Rios from 14th to Merriman.

Project PW-S-00005



EXPENDITURES	Prior Years	Re-Estimate	2024-25	2025-26	2026-27	2027-28	2028-29	Future Yrs	Total
Land	0	0	0	0	0	0	0	0	0
Design	0	0	0	0	0	0	0	0	0
Construction	123,275	154,169	0	0	0	0	0	0	277,444
Equipment	0	0	0	0	0	0	0	0	0
TOTAL	123,275	154,169	0	0	0	0	0	0	277,444

REVENUES	Prior Years	Re-Estimate	2024-25	2025-26	2026-27	2027-28	2028-29	Future Yrs	Total
Bond Funds	109,084	154,169	0	0	0	0	0	0	263,253
DART ILA	14,191	0	0	0	0	0	0	0	14,191
N/A	0	0	0	0	0	0	0	0	0
TOTAL	123,275	154,169	0	0	0	0	0	0	277,444

OPERATING BUDGET IMPACT	2024-25	2025-26	2026-27	2027-28	2028-29	Future Yrs	Total
	0	0	0	0	0	0	0

CITY OF PLANO

COMMUNITY INVESTMENT PROGRAM

Project Name: Emerson Drive Improvements

Project Number: 330036

Start Date: Oct. 2022

Description:

Completion Date: Sep. 2024

Includes widening of approximately 1,400 linear feet of Emerson Drive between Preston Meadow Drive to a point about 140 linear feet west of Virginia Drive. Improvements include 10-12' of new pavement on the north side of the existing Emerson Drive and reconstruction of the existing trail on the north side of Emerson Drive.

Project ENG-CMB-00004

(Migrated from previous account #31283)

(See also Water CIP #360023)



EXPENDITURES	Prior Years	Re-Estimate	2024-25	2025-26	2026-27	2027-28	2028-29	Future Yrs	Total
Land	0	0	0	0	0	0	0	0	0
Design	102,520	0	0	0	0	0	0	0	102,520
Construction	0	440,000	0	0	0	0	0	0	440,000
Equipment	0	0	0	0	0	0	0	0	0
TOTAL	102,520	440,000	0	0	0	0	0	0	542,520

REVENUES	Prior Years	Re-Estimate	2024-25	2025-26	2026-27	2027-28	2028-29	Future Yrs	Total
Bond Funds	102,520	440,000	0	0	0	0	0	0	542,520
N/A	0	0	0	0	0	0	0	0	0
N/A	0	0	0	0	0	0	0	0	0
TOTAL	102,520	440,000	0	0	0	0	0	0	542,520

OPERATING BUDGET IMPACT	2024-25	2025-26	2026-27	2027-28	2028-29	Future Yrs	Total
	0	0	0	0	0	0	0

CITY OF PLANO

COMMUNITY INVESTMENT PROGRAM

Project Name: Fiber Expansion - Phase IV

Project Number: 330049

Start Date: Aug. 2022

Description:

Completion Date: Sep. 2026

Phase 4 conversion from wireless to fiber optic communications

Project TP-S-00007

(Migrated from previous account #36759)



EXPENDITURES	Prior Years	Re-Estimate	2024-25	2025-26	2026-27	2027-28	2028-29	Future Yrs	Total
Land	0	0	0	0	0	0	0	0	0
Design	418,480	0	0	0	0	0	0	0	418,480
Construction	47,875	330,000	3,700,000	3,100,000	3,100,000	0	0	0	10,277,875
Equipment	0	0	0	0	0	0	0	0	0
TOTAL	466,355	330,000	3,700,000	3,100,000	3,100,000	0	0	0	10,696,355

REVENUES	Prior Years	Re-Estimate	2024-25	2025-26	2026-27	2027-28	2028-29	Future Yrs	Total
Bond Funds	466,355	330,000	3,700,000	3,100,000	3,100,000	0	0	0	10,696,355
N/A	0	0	0	0	0	0	0	0	0
N/A	0	0	0	0	0	0	0	0	0
TOTAL	466,355	330,000	3,700,000	3,100,000	3,100,000	0	0	0	10,696,355

OPERATING BUDGET IMPACT	2024-25	2025-26	2026-27	2027-28	2028-29	Future Yrs	Total
	0	0	0	0	0	0	0

CITY OF PLANO

COMMUNITY INVESTMENT PROGRAM

Project Name: Future Bridge Inspection/Repair

Project Number: 35604

Start Date: Oct. 2015

Description:

Completion Date: Sep. 2027

Funding for the inspection and repair of Plano bridges in future years.



EXPENDITURES	Prior Years	Re-Estimate	2024-25	2025-26	2026-27	2027-28	2028-29	Future Yrs	Total
Land	0	0	0	0	0	0	0	0	0
Design	0	0	0	0	0	0	0	0	0
Construction	0	0	500,000	1,500,000	500,000	1,500,000	500,000	0	4,500,000
Equipment	0	0	0	0	0	0	0	0	0
TOTAL	0	0	500,000	1,500,000	500,000	1,500,000	500,000	0	4,500,000

REVENUES	Prior Years	Re-Estimate	2024-25	2025-26	2026-27	2027-28	2028-29	Future Yrs	Total
Bond Funds	0	0	500,000	1,500,000	500,000	1,500,000	500,000	0	4,500,000
N/A	0	0	0	0	0	0	0	0	0
N/A	0	0	0	0	0	0	0	0	0
TOTAL	0	0	500,000	1,500,000	500,000	1,500,000	500,000	0	4,500,000

OPERATING BUDGET IMPACT	2024-25	2025-26	2026-27	2027-28	2028-29	Future Yrs	Total
	0	0	0	0	0	0	0

CITY OF PLANO

COMMUNITY INVESTMENT PROGRAM

Project Name: G Avenue Paving and Water Improvements

Project Number: 334262

Start Date: Apr. 2024

Description:

Completion Date: Apr. 2027

This project includes the reconstruction of approximately 600 linear feet of concrete pavement on G Avenue between 14th Street to 15th Street in downtown Plano. Proposed enhancements include transitioning to a three-lane undivided section, integrating on-street parking, enhancing sidewalk and hardscaping features, and incorporating green spaces. The project scope also includes the replacement of approximately 550 linear feet of existing 6" water line and appurtenances from 14th Street to 15th Street, and traffic signal improvements at the 15th Street and G Avenue intersection.

Project ENG-CMB-00008

(See also Water CIP #360255)



EXPENDITURES	Prior Years	Re-Estimate	2024-25	2025-26	2026-27	2027-28	2028-29	Future Yrs	Total
Land	0	0	0	0	0	0	0	0	0
Design	0	75,000	250,000	100,000	25,000	0	0	0	450,000
Construction	0	0	0	1,500,000	500,000	0	0	0	2,000,000
Equipment	0	0	0	0	0	0	0	0	0
TOTAL	0	75,000	250,000	1,600,000	525,000	0	0	0	2,450,000

REVENUES	Prior Years	Re-Estimate	2024-25	2025-26	2026-27	2027-28	2028-29	Future Yrs	Total
Bond Funds	0	75,000	250,000	1,600,000	525,000	0	0	0	2,450,000
N/A	0	0	0	0	0	0	0	0	0
N/A	0	0	0	0	0	0	0	0	0
TOTAL	0	75,000	250,000	1,600,000	525,000	0	0	0	2,450,000

OPERATING BUDGET IMPACT	2024-25	2025-26	2026-27	2027-28	2028-29	Future Yrs	Total
	0	0	0	0	0	0	0

CITY OF PLANO

COMMUNITY INVESTMENT PROGRAM

Project Name: Geodetic Monumentation Survey Manual

Project Number: 38828

Start Date: Oct. 2021

Description:

Completion Date: Sep. 2023

This project includes resurveying and confirming the accuracy of all existing City of Plano survey benchmark monuments, replacing any monuments that have been disturbed since the latest update of the manual in 2009, and updating the current geodetic monumentation manual used on most every construction project in the City of Plano.

Project ENG-O-7484



EXPENDITURES	Prior Years	Re-Estimate	2024-25	2025-26	2026-27	2027-28	2028-29	Future Yrs	Total
Land	0	0	0	0	0	0	0	0	0
Design	114,255	9,261	0	0	0	0	0	0	123,516
Construction	0	0	0	0	0	0	0	0	0
Equipment	0	0	0	0	0	0	0	0	0
TOTAL	114,255	9,261	0	0	0	0	0	0	123,516

REVENUES	Prior Years	Re-Estimate	2024-25	2025-26	2026-27	2027-28	2028-29	Future Yrs	Total
Bond Funds	114,255	9,261	0	0	0	0	0	0	123,516
N/A	0	0	0	0	0	0	0	0	0
N/A	0	0	0	0	0	0	0	0	0
TOTAL	114,255	9,261	0	0	0	0	0	0	123,516

OPERATING BUDGET IMPACT	2024-25	2025-26	2026-27	2027-28	2028-29	Future Yrs	Total
	0	0	0	0	0	0	0

CITY OF PLANO

COMMUNITY INVESTMENT PROGRAM

Project Name: Intersection Imp. - Jupiter at PGBT

Project Number: 31460

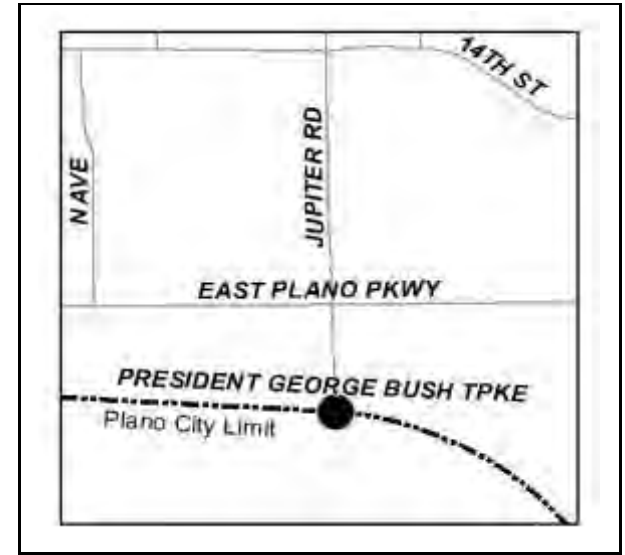
Start Date: Oct. 2020

Description:

Completion Date: Sep. 2028

Improvements to the Jupiter Road and President George Bush Tollway intersection to provide a double right turn lane for southbound traffic onto westbound PGBT an extension of the existing acceleration lane on the PGBT westbound service road.

Project ENG-S-6068



EXPENDITURES	Prior Years	Re-Estimate	2024-25	2025-26	2026-27	2027-28	2028-29	Future Yrs	Total
Land	0	0	0	0	60,000	0	0	0	60,000
Design	0	0	0	0	50,000	28,000	0	0	78,000
Construction	0	0	0	0	0	340,000	0	0	340,000
Equipment	0	0	0	0	0	0	0	0	0
TOTAL	0	0	0	0	110,000	368,000	0	0	478,000

REVENUES	Prior Years	Re-Estimate	2024-25	2025-26	2026-27	2027-28	2028-29	Future Yrs	Total
Bond Funds	0	0	0	0	110,000	368,000	0	0	478,000
N/A	0	0	0	0	0	0	0	0	0
N/A	0	0	0	0	0	0	0	0	0
TOTAL	0	0	0	0	110,000	368,000	0	0	478,000

OPERATING BUDGET IMPACT	2024-25	2025-26	2026-27	2027-28	2028-29	Future Yrs	Total
	0	0	0	0	0	0	0

CITY OF PLANO

COMMUNITY INVESTMENT PROGRAM

Project Name: Intersection Imp: Hedgcoxe-Legacy, Coit-McDermott,et.al..

Project Number: 31470

Start Date: Apr. 2020

Description:

Completion Date: Oct. 2025

Intersection improvements at four (4) intersections to include the addition of right and left turn lanes. Addition of positive offsets for left turn lanes. Adjustment to existing traffic signals.

Project Number ENG-S-7218



EXPENDITURES	Prior Years	Re-Estimate	2024-25	2025-26	2026-27	2027-28	2028-29	Future Yrs	Total
Land	0	0	0	0	0	0	0	0	0
Design	223,130	10,000	5,000	0	0	0	0	0	238,130
Construction	292,715	2,900,000	200,000	0	0	0	0	0	3,392,715
Equipment	0	0	0	0	0	0	0	0	0
TOTAL	515,845	2,910,000	205,000	0	0	0	0	0	3,630,845

REVENUES	Prior Years	Re-Estimate	2024-25	2025-26	2026-27	2027-28	2028-29	Future Yrs	Total
Bond Funds	261,370	1,664,475	205,000	0	0	0	0	0	2,130,845
DART ILA	254,475	1,245,525	0	0	0	0	0	0	1,500,000
N/A	0	0	0	0	0	0	0	0	0
TOTAL	515,845	2,910,000	205,000	0	0	0	0	0	3,630,845

OPERATING BUDGET IMPACT	2024-25	2025-26	2026-27	2027-28	2028-29	Future Yrs	Total
	0	0	0	0	0	0	0

CITY OF PLANO

COMMUNITY INVESTMENT PROGRAM

Project Name: Intersection Imp: Ohio/121&Plano Pky, Legacy/Archgate&Chase

Project Number: 31471

Start Date: Oct. 2020

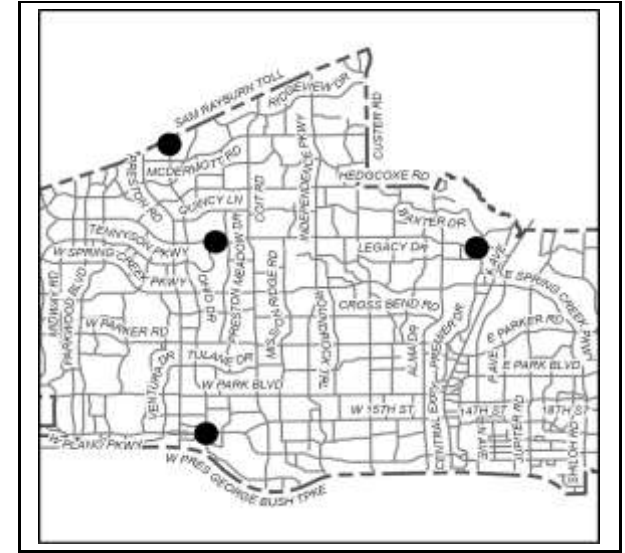
Description:

Completion Date: Sep. 2026

Intersection Improvements at four (4) intersections to include the addition of right and left turn lanes, and safety improvements at HAL-HARS prioritized intersections.

1. Ohio Drive at SH 121 - Addition of dedicated EB right turn lane, NB left turn lane, and positive offsets in the NB/SB turning movements.
2. Ohio Drive at Plano Parkway - Addition of dedicated WB right turn lane and SB right turn lane
3. Legacy Drive at Archgate Drive - Lengthen WB left turn lane.
4. Legacy Drive at Chase Oaks Drive - Addition of dedicated NB right turn lane, reconfiguration of NB and SB through lanes, and ADA improvements.

Project ENG-S-7457



EXPENDITURES	Prior Years	Re-Estimate	2024-25	2025-26	2026-27	2027-28	2028-29	Future Yrs	Total
Land	0	0	40,000	0	0	0	0	0	40,000
Design	202,102	60,000	100,000	30,000	10,000	0	0	0	402,102
Construction	0	0	0	2,800,000	1,800,000	0	0	0	4,600,000
Equipment	0	0	0	0	0	0	0	0	0
TOTAL	202,102	60,000	140,000	2,830,000	1,810,000	0	0	0	5,042,102

REVENUES	Prior Years	Re-Estimate	2024-25	2025-26	2026-27	2027-28	2028-29	Future Yrs	Total
Bond Funds	202,102	60,000	140,000	2,830,000	1,810,000	0	0	0	5,042,102
N/A	0	0	0	0	0	0	0	0	0
N/A	0	0	0	0	0	0	0	0	0
TOTAL	202,102	60,000	140,000	2,830,000	1,810,000	0	0	0	5,042,102

OPERATING BUDGET IMPACT	2024-25	2025-26	2026-27	2027-28	2028-29	Future Yrs	Total
	0	0	0	0	0	0	0

CITY OF PLANO

COMMUNITY INVESTMENT PROGRAM

Project Name: Intersection Improvements

Project Number: 31392

Start Date: Oct. 2013

Description:

Completion Date: Sep. 2029

Addition of left- and/or right-turn lanes at various intersections throughout the City. Funding will be transferred to specific projects as they are identified.



EXPENDITURES	Prior Years	Re-Estimate	2024-25	2025-26	2026-27	2027-28	2028-29	Future Yrs	Total
Land	7,909	0	0	0	0	0	0	0	7,909
Design	115,450	0	0	0	0	0	0	0	115,450
Construction	516,540	850,000	1,475,608	360,000	3,050,000	4,000,000	4,000,000	0	14,252,148
Equipment	34,208	0	0	0	0	0	0	0	34,208
TOTAL	674,107	850,000	1,475,608	360,000	3,050,000	4,000,000	4,000,000	0	14,409,715

REVENUES	Prior Years	Re-Estimate	2024-25	2025-26	2026-27	2027-28	2028-29	Future Yrs	Total
Bond Funds	674,107	850,000	1,475,608	360,000	3,050,000	4,000,000	4,000,000	0	14,409,715
N/A	0	0	0	0	0	0	0	0	0
N/A	0	0	0	0	0	0	0	0	0
TOTAL	674,107	850,000	1,475,608	360,000	3,050,000	4,000,000	4,000,000	0	14,409,715

OPERATING BUDGET IMPACT	2024-25	2025-26	2026-27	2027-28	2028-29	Future Yrs	Total
	0	0	0	0	0	0	0

CITY OF PLANO

COMMUNITY INVESTMENT PROGRAM

Project Name: Intersection Improvements - 14th St & Parker Rd

Project Number: 330017

Start Date: Nov. 2021

Description:

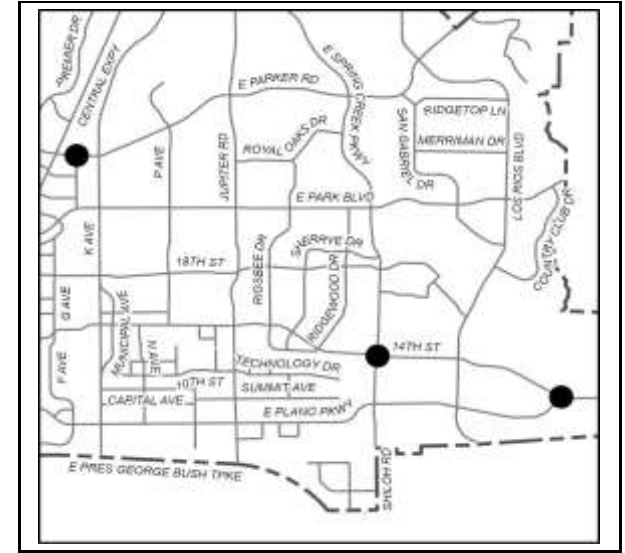
Completion Date: Jun. 2026

Intersection Improvements at three (3) intersections to include the addition of right and left turn lanes, and safety improvements at HAL-HARS prioritized intersections.

1. 14th Street at Shiloh Road - Addition of WB dual left turn lanes.
2. 14th Street at Plano Pkwy - Addition of WB right turn/slip lane, reconfigure WB Plano Pkwy departure
3. Parker Road at Archerwood Street - Addition of EB right turn lane and NB right turn lane. Modify NB lane assignments to L, L, T/R

Project ENG-S-00003

(Migrated from previous account #31472)



EXPENDITURES	Prior Years	Re-Estimate	2024-25	2025-26	2026-27	2027-28	2028-29	Future Yrs	Total
Land	2,200	50,000	0	0	0	0	0	0	52,200
Design	492,829	200,000	175,000	60,000	0	0	0	0	927,829
Construction	0	0	1,100,000	2,200,000	0	0	0	0	3,300,000
Equipment	0	0	0	0	0	0	0	0	0
TOTAL	495,029	250,000	1,275,000	2,260,000	0	0	0	0	4,280,029

REVENUES	Prior Years	Re-Estimate	2024-25	2025-26	2026-27	2027-28	2028-29	Future Yrs	Total
Bond Funds	495,029	250,000	1,275,000	2,260,000	0	0	0	0	4,280,029
N/A	0	0	0	0	0	0	0	0	0
N/A	0	0	0	0	0	0	0	0	0
TOTAL	495,029	250,000	1,275,000	2,260,000	0	0	0	0	4,280,029

OPERATING BUDGET IMPACT	2024-25	2025-26	2026-27	2027-28	2028-29	Future Yrs	Total
	0	0	0	0	0	0	0

CITY OF PLANO

COMMUNITY INVESTMENT PROGRAM

Project Name: Intersection Improvements - Parkwood Boulevard Corridor

Project Number: 334263

Start Date: May. 2024

Description:

Completion Date: May. 2028

Intersection Improvements at Parkwood Blvd corridor to include the addition of left turn lanes at Headquarters Road (Dual left turn lanes at all approaches and eliminate hump through intersection), Parker road (Dual left turn lanes for NB, SB, WB), Park Road (Dual left turn lanes for NB and SB).

Project ENG-S-00013



EXPENDITURES	Prior Years	Re-Estimate	2024-25	2025-26	2026-27	2027-28	2028-29	Future Yrs	Total
Land	0	0	0	0	0	0	0	0	0
Design	0	50,000	250,000	140,000	50,000	10,000	0	0	500,000
Construction	0	0	100,000	3,500,000	900,000	0	0	0	4,500,000
Equipment	0	0	0	0	0	0	0	0	0
TOTAL	0	50,000	350,000	3,640,000	950,000	10,000	0	0	5,000,000

REVENUES	Prior Years	Re-Estimate	2024-25	2025-26	2026-27	2027-28	2028-29	Future Yrs	Total
Bond Funds	0	50,000	350,000	3,640,000	950,000	10,000	0	0	5,000,000
N/A	0	0	0	0	0	0	0	0	0
N/A	0	0	0	0	0	0	0	0	0
TOTAL	0	50,000	350,000	3,640,000	950,000	10,000	0	0	5,000,000

OPERATING BUDGET IMPACT	2024-25	2025-26	2026-27	2027-28	2028-29	Future Yrs	Total
	0	0	0	0	0	0	0

CITY OF PLANO

COMMUNITY INVESTMENT PROGRAM

Project Name: Intersection Improvements - US75 at Spring Creek Pkwy
Project Number: 31469 **Start Date:** Mar. 2020
Description: **Completion Date:** Sep. 2024

Add a dedicated right turn lane from Westbound Spring Creek Pkwy onto the Northbound US75 frontage road.

Widen outside lane of Southbound Preston Road at Park Blvd, and add new pavement marking. The improvements are intended to convert the inside lane to a thru lane rather than the lane drop that occurs at the dual left turn bay.

Add pedestrian improvements along Eastbound Headquarters Dr, including barrier-free ramps, median improvements, traffic signal modifications, and pavement marking.

Project Number ENG-S-7214



EXPENDITURES	Prior Years	Re-Estimate	2024-25	2025-26	2026-27	2027-28	2028-29	Future Yrs	Total
Land	0	0	0	0	0	0	0	0	0
Design	212,618	0	0	0	0	0	0	0	212,618
Construction	1,739,924	6,075	0	0	0	0	0	0	1,745,999
Equipment	0	0	0	0	0	0	0	0	0
TOTAL	1,952,542	6,075	0	0	0	0	0	0	1,958,617

REVENUES	Prior Years	Re-Estimate	2024-25	2025-26	2026-27	2027-28	2028-29	Future Yrs	Total
Bond Funds	1,952,542	6,075	0	0	0	0	0	0	1,958,617
N/A	0	0	0	0	0	0	0	0	0
N/A	0	0	0	0	0	0	0	0	0
TOTAL	1,952,542	6,075	0	0	0	0	0	0	1,958,617

OPERATING BUDGET IMPACT	2024-25	2025-26	2026-27	2027-28	2028-29	Future Yrs	Total
	0	0	0	0	0	0	0

CITY OF PLANO

COMMUNITY INVESTMENT PROGRAM

Project Name: Intersection Improvements: Ohio Dr & Park Blvd

Project Number: 31475

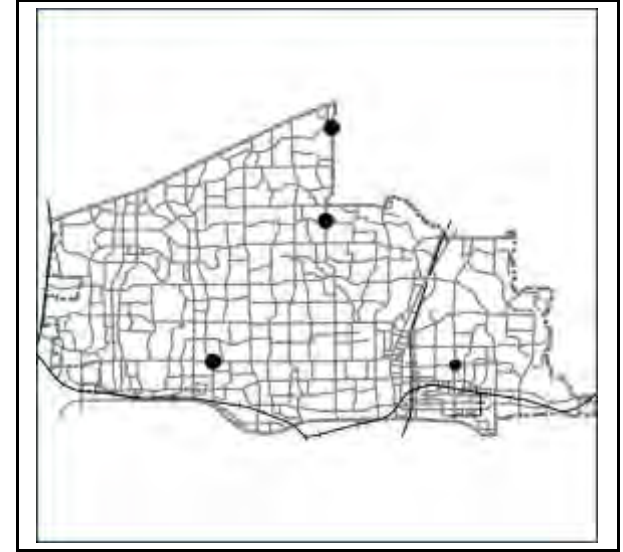
Start Date: Oct. 2022

Description:

Completion Date: Sep. 2026

Intersection Improvements at four (4) intersections to include the addition of right and left turn lanes, and pedestrian and safety improvements prioritized intersections:

1. Ohio Drive at Park Boulevard - Addition of EB and WB left turn lane to improve capacity, and dedicated EB right turn lane. Pedestrian improvements within the intersection including barrier free ramps, crosswalks, and pedestrian signal improvements.
2. Custer Road at USA Drive - Addition of E/W crosswalk, median improvements, barrier free ramps and pedestrian signal modifications.
3. 18th Street at Jupiter Road - Update pedestrian crosswalks, barrier free ramps, and pedestrian signal modifications.
4. Custer Road at Ridgeview Drive - Update pedestrian crosswalks, barrier free ramps, and pedestrian signal modifications.



Project Number ENG-S-7571

EXPENDITURES	Prior Years	Re-Estimate	2024-25	2025-26	2026-27	2027-28	2028-29	Future Yrs	Total
Land	0	0	0	0	0	0	0	0	0
Design	193,679	100,000	40,000	15,000	0	0	0	0	348,679
Construction	0	0	1,500,000	550,000	0	0	0	0	2,050,000
Equipment	0	0	0	0	0	0	0	0	0
TOTAL	193,679	100,000	1,540,000	565,000	0	0	0	0	2,398,679

REVENUES	Prior Years	Re-Estimate	2024-25	2025-26	2026-27	2027-28	2028-29	Future Yrs	Total
Bond Funds	193,679	100,000	1,540,000	565,000	0	0	0	0	2,398,679
N/A	0	0	0	0	0	0	0	0	0
N/A	0	0	0	0	0	0	0	0	0
TOTAL	193,679	100,000	1,540,000	565,000	0	0	0	0	2,398,679

OPERATING BUDGET IMPACT	2024-25	2025-26	2026-27	2027-28	2028-29	Future Yrs	Total
	0	0	0	0	0	0	0

CITY OF PLANO

COMMUNITY INVESTMENT PROGRAM

Project Name: Intersection Improvements: Plano Pkwy & K Avenue

Project Number: 334266

Start Date: Oct. 2022

Description:

Completion Date: Sep. 2026

Improvements at this intersection include the addition of a dedicated right turn lane in the eastbound direction, dual left turn lanes in the northbound direction, and a southbound dedicated right turn lane, and all associated easement acquisition necessary to complete the project scope.

Project ENG-S-00014

(Migrated from previous account #31743)



EXPENDITURES	Prior Years	Re-Estimate	2024-25	2025-26	2026-27	2027-28	2028-29	Future Yrs	Total
Land	0	30,000	200,000	20,000	0	0	0	0	250,000
Design	108,232	235,000	125,000	60,000	30,000	0	0	0	558,232
Construction	0	0	0	1,100,000	1,350,000	0	0	0	2,450,000
Equipment	0	0	0	0	0	0	0	0	0
TOTAL	108,232	265,000	325,000	1,180,000	1,380,000	0	0	0	3,258,232

REVENUES	Prior Years	Re-Estimate	2024-25	2025-26	2026-27	2027-28	2028-29	Future Yrs	Total
Bond Funds	108,232	265,000	325,000	1,180,000	1,380,000	0	0	0	3,258,232
N/A	0	0	0	0	0	0	0	0	0
N/A	0	0	0	0	0	0	0	0	0
TOTAL	108,232	265,000	325,000	1,180,000	1,380,000	0	0	0	3,258,232

OPERATING BUDGET IMPACT	2024-25	2025-26	2026-27	2027-28	2028-29	Future Yrs	Total
	0	0	0	0	0	0	0

CITY OF PLANO

COMMUNITY INVESTMENT PROGRAM

Project Name: Intersection Improvements: Spring Creek Corridor
Project Number: 334251 **Start Date:** Oct. 2022
Description: **Completion Date:** Sep. 2028



Intersection Improvements at six (6) intersections to include the addition of right and left turn lanes, and safety improvements at HAL-HARS prioritized intersections.

1. Jupiter Road at Spring Creek Parkway - Addition of a right turn slip lane in the northwest corner and radius improvement in the northwest corner.
2. Chase Oaks Drive at Spring Creek Parkway - Addition of dedicated NB left turn lane, dedicated SB right turn lane and signal improvements.
3. Ohio Drive at Spring Creek Parkway - Left turn lane positive offset in medians.
4. Preston Meadow Road at Spring Creek Parkway - Addition of a dedicated EB right turn lane and left turn lane positive offset in medians.
5. Parkwood Boulevard at Spring Creek Parkway - Addition of dual left turn lanes and positive offsets in all directions.
6. Headquarters Drive at Spring Creek Parkway - Addition of SB and WB dual left turn lanes to improve capacity.

Project Number ENG-S-7586

EXPENDITURES	Prior Years	Re-Estimate	2024-25	2025-26	2026-27	2027-28	2028-29	Future Yrs	Total
Land	0	0	0	0	0	0	0	0	0
Design	0	100,000	150,000	300,000	150,000	50,000	0	0	750,000
Construction	0	0	0	1,500,000	3,700,000	2,000,000	0	0	7,200,000
Equipment	0	0	0	0	0	0	0	0	0
TOTAL	0	100,000	150,000	1,800,000	3,850,000	2,050,000	0	0	7,950,000

REVENUES	Prior Years	Re-Estimate	2024-25	2025-26	2026-27	2027-28	2028-29	Future Yrs	Total
Bond Funds	0	100,000	150,000	1,800,000	3,850,000	2,050,000	0	0	7,950,000
N/A	0	0	0	0	0	0	0	0	0
N/A	0	0	0	0	0	0	0	0	0
TOTAL	0	100,000	150,000	1,800,000	3,850,000	2,050,000	0	0	7,950,000

OPERATING BUDGET IMPACT	2024-25	2025-26	2026-27	2027-28	2028-29	Future Yrs	Total
	0	0	0	0	0	0	0

CITY OF PLANO

COMMUNITY INVESTMENT PROGRAM

Project Name: Japonica Lane, R Ave & Puma Rd Paving and Water Reconstructi

Project Number: 37908

Start Date: Oct. 2019

Description:

Completion Date: Sep. 2024

Remove and replace 3,050 linear feet of full-width residential street pavement, sidewalks, driveways, barrier free ramps and 1,900 linear feet of water line.

Project ENG-CMB-7240

(See also Water CIP #68908)



EXPENDITURES	Prior Years	Re-Estimate	2024-25	2025-26	2026-27	2027-28	2028-29	Future Yrs	Total
Land	0	0	0	0	0	0	0	0	0
Design	225,325	0	0	0	0	0	0	0	225,325
Construction	1,943,612	5,000	0	0	0	0	0	0	1,948,612
Equipment	0	0	0	0	0	0	0	0	0
TOTAL	2,168,937	5,000	0	0	0	0	0	0	2,173,937

REVENUES	Prior Years	Re-Estimate	2024-25	2025-26	2026-27	2027-28	2028-29	Future Yrs	Total
Bond Funds	2,169,937	5,000	0	0	0	0	0	0	2,174,937
N/A	0	0	0	0	0	0	0	0	0
N/A	0	0	0	0	0	0	0	0	0
TOTAL	2,169,937	5,000	0	0	0	0	0	0	2,174,937

OPERATING BUDGET IMPACT	2024-25	2025-26	2026-27	2027-28	2028-29	Future Yrs	Total
	0	0	0	0	0	0	0

CITY OF PLANO

COMMUNITY INVESTMENT PROGRAM

Project Name: Legacy Drive Corridor Improvements

Project Number: 330015

Start Date: Aug. 2011

Description:

Completion Date: Aug. 2025

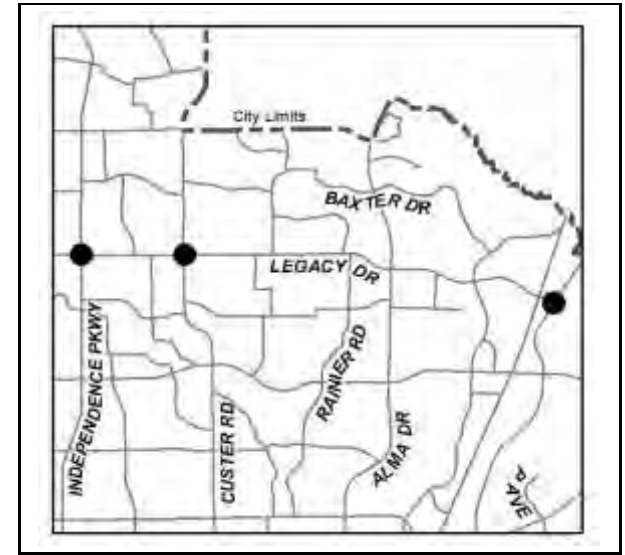
Intersection improvements along Legacy Drive at Independence Parkway, Custer Road, and K Avenue.

Design awarded to TranSystems Corporation Consultants in July 2011.

Collin County will reimburse 50% of total project expenses (November 2017 Interlocal Agreement). RTR will participate in the amount of \$1,163,380.

Project ENG-S-00002

(Migrated from previous account #37811)



EXPENDITURES	Prior Years	Re-Estimate	2024-25	2025-26	2026-27	2027-28	2028-29	Future Yrs	Total
Land	399,343	0	0	0	0	0	0	0	399,343
Design	476,609	45,000	20,000	0	0	0	0	0	541,609
Construction	360,907	1,200,000	3,000,000	0	0	0	0	0	4,560,907
Equipment	40,003	0	0	0	0	0	0	0	40,003
TOTAL	1,276,862	1,245,000	3,020,000	0	0	0	0	0	5,541,862

REVENUES	Prior Years	Re-Estimate	2024-25	2025-26	2026-27	2027-28	2028-29	Future Yrs	Total
Bond Funds	753,526	145,000	1,279,956	0	0	0	0	0	2,178,482
Collin County	0	1,100,000	1,100,000	0	0	0	0	0	2,200,000
RTR	523,336	0	640,044	0	0	0	0	0	1,163,380
TOTAL	1,276,862	1,245,000	3,020,000	0	0	0	0	0	5,541,862

OPERATING BUDGET IMPACT	2024-25	2025-26	2026-27	2027-28	2028-29	Future Yrs	Total
	0	0	0	0	0	0	0

CITY OF PLANO

COMMUNITY INVESTMENT PROGRAM

Project Name: Legacy/Parkwood, Coit - 190 to Mapleshade
Project Number: 31153 **Start Date:** Jun. 2015

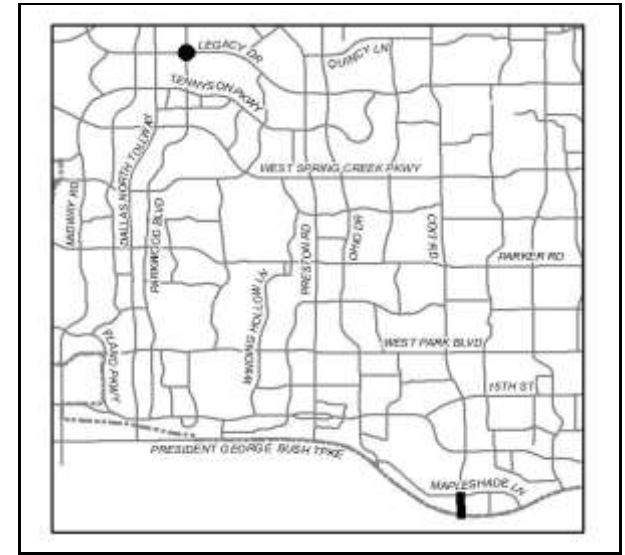
Description: **Completion Date:** Sep. 2024

Intersection improvements at Legacy Drive and Parkwood Boulevard and paving improvements along Coit Road from State Highway 190 to Mapleshade Lane.

Design services awarded to R-Delta Engineers in June 2015.

Project ENG-S-00002

Up to \$1,323,722 in project expenditures reimbursed by Collin County under an interlocal agreement approved in November 2017.



EXPENDITURES	Prior Years	Re-Estimate	2024-25	2025-26	2026-27	2027-28	2028-29	Future Yrs	Total
Land	370,532	0	0	0	0	0	0	0	370,532
Design	203,925	22,915	0	0	0	0	0	0	226,840
Construction	3,240,911	0	0	0	0	0	0	0	3,240,911
Equipment	0	0	0	0	0	0	0	0	0
TOTAL	3,815,368	22,915	0	0	0	0	0	0	3,838,283

REVENUES	Prior Years	Re-Estimate	2024-25	2025-26	2026-27	2027-28	2028-29	Future Yrs	Total
Bond Funds	2,491,646	22,915	0	0	0	0	0	0	2,514,561
Collin County	1,323,722	0	0	0	0	0	0	0	1,323,722
N/A	0	0	0	0	0	0	0	0	0
TOTAL	3,815,368	22,915	0	0	0	0	0	0	3,838,283

OPERATING BUDGET IMPACT	2024-25	2025-26	2026-27	2027-28	2028-29	Future Yrs	Total
	0	0	0	0	0	0	0

CITY OF PLANO

COMMUNITY INVESTMENT PROGRAM

Project Name: Material Testing - Arterial 2023

Project Number: 330030

Start Date: Oct. 2023

Description:

Completion Date: Sep. 2025

Contract with a material testing lab to test contractor material during arterial projects.

Project PW-S-00032

(Migrated from previous account #31700)



EXPENDITURES	Prior Years	Re-Estimate	2024-25	2025-26	2026-27	2027-28	2028-29	Future Yrs	Total
Land	0	0	0	0	0	0	0	0	0
Design	0	0	0	0	0	0	0	0	0
Construction	134,414	150,000	50,000	0	0	0	0	0	334,414
Equipment	0	0	0	0	0	0	0	0	0
TOTAL	134,414	150,000	50,000	0	0	0	0	0	334,414

REVENUES	Prior Years	Re-Estimate	2024-25	2025-26	2026-27	2027-28	2028-29	Future Yrs	Total
Bond Funds	134,414	150,000	50,000	0	0	0	0	0	334,414
N/A	0	0	0	0	0	0	0	0	0
N/A	0	0	0	0	0	0	0	0	0
TOTAL	134,414	150,000	50,000	0	0	0	0	0	334,414

OPERATING BUDGET IMPACT	2024-25	2025-26	2026-27	2027-28	2028-29	Future Yrs	Total
	0	0	0	0	0	0	0

CITY OF PLANO

COMMUNITY INVESTMENT PROGRAM

Project Name: Material Testing - Arterial 2024

Project Number: 332256

Start Date: Jun. 2024

Description:

Completion Date: Oct. 2024

Contract with a material testing lab to test contractor material during arterial projects.

Project PW-S-00069



EXPENDITURES	Prior Years	Re-Estimate	2024-25	2025-26	2026-27	2027-28	2028-29	Future Yrs	Total
Land	0	0	0	0	0	0	0	0	0
Design	0	0	0	0	0	0	0	0	0
Construction	0	0	200,000	0	0	0	0	0	200,000
Equipment	0	0	0	0	0	0	0	0	0
TOTAL	0	0	200,000	0	0	0	0	0	200,000

REVENUES	Prior Years	Re-Estimate	2024-25	2025-26	2026-27	2027-28	2028-29	Future Yrs	Total
Bond Funds	0	0	200,000	0	0	0	0	0	200,000
N/A	0	0	0	0	0	0	0	0	0
N/A	0	0	0	0	0	0	0	0	0
TOTAL	0	0	200,000	0	0	0	0	0	200,000

OPERATING BUDGET IMPACT	2024-25	2025-26	2026-27	2027-28	2028-29	Future Yrs	Total
	0	0	0	0	0	0	0

CITY OF PLANO

COMMUNITY INVESTMENT PROGRAM

Project Name: Material Testing - Overlay 2023

Project Number: 330040

Start Date: Jul. 2023

Description:

Completion Date: Jul. 2025

Project PW-S-00053



EXPENDITURES	Prior Years	Re-Estimate	2024-25	2025-26	2026-27	2027-28	2028-29	Future Yrs	Total
Land	0	0	0	0	0	0	0	0	0
Design	0	0	0	0	0	0	0	0	0
Construction	0	48,000	43,000	0	0	0	0	0	91,000
Equipment	0	0	0	0	0	0	0	0	0
TOTAL	0	48,000	43,000	0	0	0	0	0	91,000

REVENUES	Prior Years	Re-Estimate	2024-25	2025-26	2026-27	2027-28	2028-29	Future Yrs	Total
Bond Funds	0	48,000	43,000	0	0	0	0	0	91,000
N/A	0	0	0	0	0	0	0	0	0
N/A	0	0	0	0	0	0	0	0	0
TOTAL	0	48,000	43,000	0	0	0	0	0	91,000

OPERATING BUDGET IMPACT	2024-25	2025-26	2026-27	2027-28	2028-29	Future Yrs	Total
	0	0	0	0	0	0	0

CITY OF PLANO

COMMUNITY INVESTMENT PROGRAM

Project Name: Material Testing - Overlay 2024

Project Number: 332257

Start Date: Jun. 2024

Description:

Completion Date: Oct. 2024

Contract with a material testing lab to test contractor material during overlay projects.

Project PW-S-00071



EXPENDITURES	Prior Years	Re-Estimate	2024-25	2025-26	2026-27	2027-28	2028-29	Future Yrs	Total
Land	0	0	0	0	0	0	0	0	0
Design	0	0	0	0	0	0	0	0	0
Construction	0	0	100,000	0	0	0	0	0	100,000
Equipment	0	0	0	0	0	0	0	0	0
TOTAL	0	0	100,000	0	0	0	0	0	100,000

REVENUES	Prior Years	Re-Estimate	2024-25	2025-26	2026-27	2027-28	2028-29	Future Yrs	Total
Bond Funds	0	0	100,000	0	0	0	0	0	100,000
N/A	0	0	0	0	0	0	0	0	0
N/A	0	0	0	0	0	0	0	0	0
TOTAL	0	0	100,000	0	0	0	0	0	100,000

OPERATING BUDGET IMPACT	2024-25	2025-26	2026-27	2027-28	2028-29	Future Yrs	Total
	0	0	0	0	0	0	0

CITY OF PLANO

COMMUNITY INVESTMENT PROGRAM

Project Name: Material Testing - Residential 2023

Project Number: 330041

Start Date: Sep. 2023

Description:

Completion Date: Sep. 2025

Project PW-S-00054



EXPENDITURES	Prior Years	Re-Estimate	2024-25	2025-26	2026-27	2027-28	2028-29	Future Yrs	Total
Land	0	0	0	0	0	0	0	0	0
Design	0	0	0	0	0	0	0	0	0
Construction	0	160,000	150,000	40,000	0	0	0	0	350,000
Equipment	0	0	0	0	0	0	0	0	0
TOTAL	0	160,000	150,000	40,000	0	0	0	0	350,000

REVENUES	Prior Years	Re-Estimate	2024-25	2025-26	2026-27	2027-28	2028-29	Future Yrs	Total
Bond Funds	0	160,000	150,000	40,000	0	0	0	0	350,000
N/A	0	0	0	0	0	0	0	0	0
N/A	0	0	0	0	0	0	0	0	0
TOTAL	0	160,000	150,000	40,000	0	0	0	0	350,000

OPERATING BUDGET IMPACT	2024-25	2025-26	2026-27	2027-28	2028-29	Future Yrs	Total
	0	0	0	0	0	0	0

CITY OF PLANO

COMMUNITY INVESTMENT PROGRAM

Project Name: Material Testing - Residential 2024

Project Number: 330254

Start Date: Oct. 2024

Description:

Completion Date: Sep. 2025

Contract with a material testing lab to test contractor material during residential projects.

Project PW-S-00070



EXPENDITURES	Prior Years	Re-Estimate	2024-25	2025-26	2026-27	2027-28	2028-29	Future Yrs	Total
Land	0	0	0	0	0	0	0	0	0
Design	0	0	0	0	0	0	0	0	0
Construction	0	0	200,000	0	0	0	0	0	200,000
Equipment	0	0	0	0	0	0	0	0	0
TOTAL	0	0	200,000	0	0	0	0	0	200,000

REVENUES	Prior Years	Re-Estimate	2024-25	2025-26	2026-27	2027-28	2028-29	Future Yrs	Total
Bond Funds	0	0	200,000	0	0	0	0	0	200,000
N/A	0	0	0	0	0	0	0	0	0
N/A	0	0	0	0	0	0	0	0	0
TOTAL	0	0	200,000	0	0	0	0	0	200,000

OPERATING BUDGET IMPACT	2024-25	2025-26	2026-27	2027-28	2028-29	Future Yrs	Total
	0	0	0	0	0	0	0

CITY OF PLANO

COMMUNITY INVESTMENT PROGRAM

Project Name: Miscellaneous Right of Way

Project Number: 31341

Start Date: Oct. 2011

Description:

Completion Date: Sep. 2029

Acquisition of miscellaneous right-of-way required prior to construction of roadways. Funding will be transferred to specific projects on an as-needed basis.



EXPENDITURES	Prior Years	Re-Estimate	2024-25	2025-26	2026-27	2027-28	2028-29	Future Yrs	Total
Land	1,730,167	0	10,000	10,000	10,000	10,000	10,000	0	1,780,167
Design	46,932	0	0	0	0	0	0	0	46,932
Construction	84,169	0	0	0	0	0	0	0	84,169
Equipment	0	0	0	0	0	0	0	0	0
TOTAL	1,861,268	0	10,000	10,000	10,000	10,000	10,000	0	1,911,268

REVENUES	Prior Years	Re-Estimate	2024-25	2025-26	2026-27	2027-28	2028-29	Future Yrs	Total
Bond Funds	1,085,785	0	10,000	10,000	10,000	10,000	10,000	0	1,135,785
Land Sale Proc	392,885	0	0	0	0	0	0	0	392,885
Participation	382,598	0	0	0	0	0	0	0	382,598
TOTAL	1,861,268	0	10,000	10,000	10,000	10,000	10,000	0	1,911,268

OPERATING BUDGET IMPACT	2024-25	2025-26	2026-27	2027-28	2028-29	Future Yrs	Total
	0	0	0	0	0	0	0

CITY OF PLANO

COMMUNITY INVESTMENT PROGRAM

Project Name: Neighborhood Park Streets

Project Number: 31277

Start Date: Oct. 2011

Description:

Completion Date: Sep. 2029

Construct various roadway sections adjacent to City parks, including neighborhood streets, thoroughfares and drainage facilities.



EXPENDITURES	Prior Years	Re-Estimate	2024-25	2025-26	2026-27	2027-28	2028-29	Future Yrs	Total
Land	1,388	0	0	0	0	0	0	0	1,388
Design	0	0	0	0	0	0	0	0	0
Construction	1,789,994	0	50,000	220,000	220,000	220,000	220,000	0	2,719,994
Equipment	0	0	0	0	0	0	0	0	0
TOTAL	1,791,382	0	50,000	220,000	220,000	220,000	220,000	0	2,721,382

REVENUES	Prior Years	Re-Estimate	2024-25	2025-26	2026-27	2027-28	2028-29	Future Yrs	Total
Bond Funds	1,791,382	0	50,000	220,000	220,000	220,000	220,000	200,000	2,921,382
N/A	0	0	0	0	0	0	0	0	0
N/A	0	0	0	0	0	0	0	0	0
TOTAL	1,791,382	0	50,000	220,000	220,000	220,000	220,000	200,000	2,921,382

OPERATING BUDGET IMPACT	2024-25	2025-26	2026-27	2027-28	2028-29	Future Yrs	Total
	0	0	0	0	0	0	0

CITY OF PLANO

COMMUNITY INVESTMENT PROGRAM

Project Name: Neighborhood Traffic Calming Program

Project Number: 339002

Start Date: Mar. 2024

Description:

Completion Date: Aug. 2029

Neighborhood Traffic Calming Program

Project TP-S-00017



EXPENDITURES	Prior Years	Re-Estimate	2024-25	2025-26	2026-27	2027-28	2028-29	Future Yrs	Total
Land	0	0	0	0	0	0	0	0	0
Design	0	40,000	40,000	60,000	60,000	60,000	0	0	260,000
Construction	0	0	60,000	120,000	120,000	120,000	0	0	420,000
Equipment	0	0	0	0	0	0	0	0	0
TOTAL	0	40,000	100,000	180,000	180,000	180,000	0	0	680,000

REVENUES	Prior Years	Re-Estimate	2024-25	2025-26	2026-27	2027-28	2028-29	Future Yrs	Total
Bond Funds	0	40,000	100,000	180,000	180,000	180,000	0	0	680,000
N/A	0	0	0	0	0	0	0	0	0
N/A	0	0	0	0	0	0	0	0	0
TOTAL	0	40,000	100,000	180,000	180,000	180,000	0	0	680,000

OPERATING BUDGET IMPACT	2024-25	2025-26	2026-27	2027-28	2028-29	Future Yrs	Total
	0	0	0	0	0	0	0

CITY OF PLANO

COMMUNITY INVESTMENT PROGRAM

Project Name: Oversize Participation

Project Number: 31342

Start Date: Oct. 2011

Description:

Completion Date: Sep. 2029

Participation with developers for various oversize paving and drainage improvements that will benefit Plano residents, businesses and visitors.



EXPENDITURES	Prior Years	Re-Estimate	2024-25	2025-26	2026-27	2027-28	2028-29	Future Yrs	Total
Land	1,833	0	0	0	0	0	0	0	1,833
Design	23,151	0	0	0	0	0	0	0	23,151
Construction	11,171,349	0	50,000	125,000	125,000	125,000	125,000	0	11,721,349
Equipment	0	0	0	0	0	0	0	0	0
TOTAL	11,196,333	0	50,000	125,000	125,000	125,000	125,000	0	11,746,333

REVENUES	Prior Years	Re-Estimate	2024-25	2025-26	2026-27	2027-28	2028-29	Future Yrs	Total
Bond Funds	11,196,333	0	50,000	125,000	125,000	125,000	125,000	0	11,746,333
N/A	0	0	0	0	0	0	0	0	0
N/A	0	0	0	0	0	0	0	0	0
TOTAL	11,196,333	0	50,000	125,000	125,000	125,000	125,000	0	11,746,333

OPERATING BUDGET IMPACT	2024-25	2025-26	2026-27	2027-28	2028-29	Future Yrs	Total
	0	0	0	0	0	0	0

CITY OF PLANO

COMMUNITY INVESTMENT PROGRAM

Project Name: Park Boulevard Corridor Improvements

Project Number: 37779

Start Date: Aug. 2010

Description:

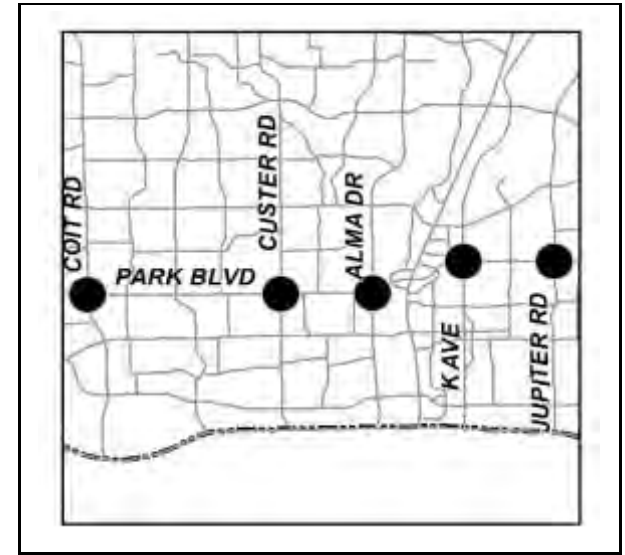
Completion Date: Sep. 2024

Intersection improvements along Park Boulevard at Coit Road, Custer Road, Alma Drive, K Avenue and Jupiter Road.

Design awarded to Pacheco Koch in August 2010.

Project ENG-S-5989.1

Collin County will reimburse up to 50% of total street project expenses under an interlocal agreement approved in November 2017. RTR will participate in the amount of \$2,777,677.



EXPENDITURES	Prior Years	Re-Estimate	2024-25	2025-26	2026-27	2027-28	2028-29	Future Yrs	Total
Land	236,460	0	0	0	0	0	0	0	236,460
Design	456,769	50,000	0	0	0	0	0	0	506,769
Construction	5,548,590	40,000	0	0	0	0	0	0	5,588,590
Equipment	4,426	0	0	0	0	0	0	0	4,426
TOTAL	6,246,245	90,000	0	0	0	0	0	0	6,336,245

REVENUES	Prior Years	Re-Estimate	2024-25	2025-26	2026-27	2027-28	2028-29	Future Yrs	Total
Bond Funds	3,312,534	90,000	0	0	0	0	0	0	3,402,534
Collin County	1,056,034	0	0	0	0	0	0	0	1,056,034
RTR	1,877,677	0	0	0	0	0	0	0	1,877,677
TOTAL	6,246,245	90,000	0	0	0	0	0	0	6,336,245

OPERATING BUDGET IMPACT	2024-25	2025-26	2026-27	2027-28	2028-29	Future Yrs	Total
	0	0	0	0	0	0	0

CITY OF PLANO

COMMUNITY INVESTMENT PROGRAM

Project Name: Parker Rd at Pittman Creek Bridge Replacement

Project Number: 35607

Start Date: Oct. 2021

Description:

Completion Date: Sep. 2025

Project includes the replacement of the Parker Road bridge at Pittman Creek, funded and managed by TxDOT as included in the off-state system federal-aid Highway Bridge Replacement and Rehabilitation Program (HBRRP).

Includes and Advanced Funding Agreement with TxDOT, executed in July 2022, requiring local participation of 10% of the project total for preliminary design and construction.

CSJ 0918-24-285

Project ENG-S-7568



EXPENDITURES	Prior Years	Re-Estimate	2024-25	2025-26	2026-27	2027-28	2028-29	Future Yrs	Total
Land	0	0	0	0	0	0	0	0	0
Design	0	0	0	0	0	0	0	0	0
Construction	5,651	0	135,000	0	0	0	0	0	140,651
Equipment	0	0	0	0	0	0	0	0	0
TOTAL	5,651	0	135,000	0	0	0	0	0	140,651

REVENUES	Prior Years	Re-Estimate	2024-25	2025-26	2026-27	2027-28	2028-29	Future Yrs	Total
Bond Funds	5,651	0	129,349	0	0	0	0	0	135,000
TxDOT	0	0	5,651	0	0	0	0	0	5,651
N/A	0	0	0	0	0	0	0	0	0
TOTAL	5,651	0	135,000	0	0	0	0	0	140,651

OPERATING BUDGET IMPACT	2024-25	2025-26	2026-27	2027-28	2028-29	Future Yrs	Total
	0	0	0	0	0	0	0

CITY OF PLANO

COMMUNITY INVESTMENT PROGRAM

Project Name: Parker Road Corridor Improvements

Project Number: 37750

Start Date: Mar. 2012

Description:

Completion Date: Sep. 2025

Intersection improvements at the Parker at Coit intersection (dual left turn for eastbound & westbound) and Parker at Alma intersection (southbound dedicated right turn on Alma & WB dedicated right turn on Parker).

Design awarded in March 2012 to Harrington Engineering.

Project ENG-S-5926.1

Collin County will reimburse up to 50% of total street project expenses through an interlocal agreement approved in February 2017. RTR will participate in the amount of \$1,387,874.



EXPENDITURES	Prior Years	Re-Estimate	2024-25	2025-26	2026-27	2027-28	2028-29	Future Yrs	Total
Land	168,476	0	0	0	0	0	0	0	168,476
Design	299,607	15,000	2,400	0	0	0	0	0	317,007
Construction	132,106	2,700,000	435,000	0	0	0	0	0	3,267,106
Equipment	0	0	0	0	0	0	0	0	0
TOTAL	600,189	2,715,000	437,400	0	0	0	0	0	3,752,589

REVENUES	Prior Years	Re-Estimate	2024-25	2025-26	2026-27	2027-28	2028-29	Future Yrs	Total
Bond Funds	-363,357	1,715,572	-137,700	0	0	0	0	0	1,214,515
Collin County	575,100	0	575,100	0	0	0	0	0	1,150,200
RTR	388,446	999,428	0	0	0	0	0	0	1,387,874
TOTAL	600,189	2,715,000	437,400	0	0	0	0	0	3,752,589

OPERATING BUDGET IMPACT	2024-25	2025-26	2026-27	2027-28	2028-29	Future Yrs	Total
	0	0	0	0	0	0	0

CITY OF PLANO

COMMUNITY INVESTMENT PROGRAM

Project Name: Paving & Waterline Imp: Kingston/Duchess/Lorraine/Willow

Project Number: 37889

Start Date: Nov. 2021

Description:

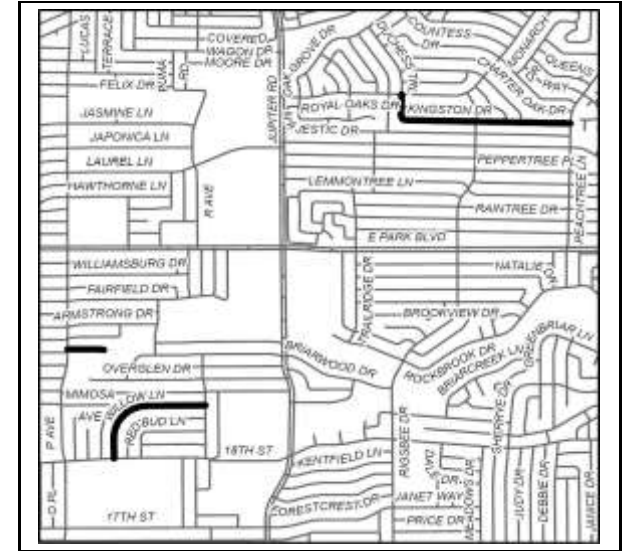
Completion Date: Sep. 2025

Project includes removal and replacement of 4,300 linear feet of full-width residential street pavement, sidewalks, driveways, barrier free ramps, and 4,000 linear feet of water line.

1. Kingston Drive (Peachtree Lane to Duchess Trail) (2,000 LF)
2. Duchess Trail (Kingstone Drive to Royal Oaks Drive) (310 LF)
3. Lorraine Drive (P Ave to end of cul-de-sac) (430 LF)
4. Willow Lane (18th Street to R Avenue) (1,570 LF)

Project ENG-S-7460

(See also Water CIP #68889)



EXPENDITURES	Prior Years	Re-Estimate	2024-25	2025-26	2026-27	2027-28	2028-29	Future Yrs	Total
Land	0	0	0	0	0	0	0	0	0
Design	436,485	100,000	22,000	0	0	0	0	0	558,485
Construction	0	2,300,000	350,000	0	0	0	0	0	2,650,000
Equipment	0	0	0	0	0	0	0	0	0
TOTAL	436,485	2,400,000	372,000	0	0	0	0	0	3,208,485

REVENUES	Prior Years	Re-Estimate	2024-25	2025-26	2026-27	2027-28	2028-29	Future Yrs	Total
Bond Funds	436,485	2,400,000	372,000	0	0	0	0	0	3,208,485
N/A	0	0	0	0	0	0	0	0	0
N/A	0	0	0	0	0	0	0	0	0
TOTAL	436,485	2,400,000	372,000	0	0	0	0	0	3,208,485

OPERATING BUDGET IMPACT	2024-25	2025-26	2026-27	2027-28	2028-29	Future Yrs	Total
	0	0	0	0	0	0	0

CITY OF PLANO

COMMUNITY INVESTMENT PROGRAM

Project Name: Paving & Waterline Imp: Middle Cove/Lookout/Westridge/etc.

Project Number: 37890

Start Date: Nov. 2021

Description:

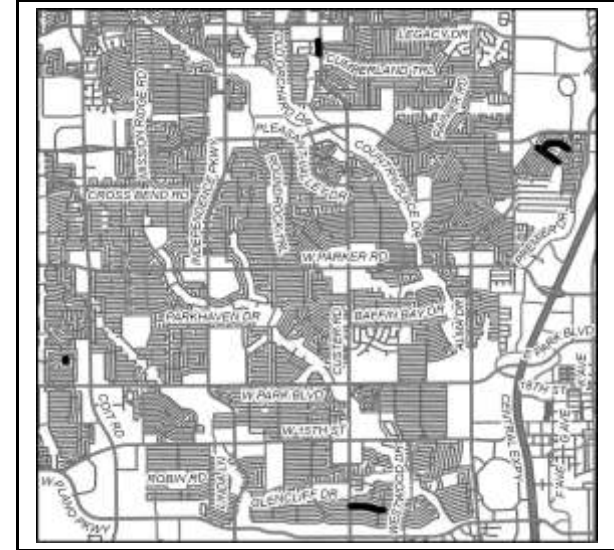
Completion Date: Sep. 2026

Project includes removal and replacement of 4,545 linear feet of full-width residential street pavement, sidewalks, driveways, barrier free ramps, and 3,300 linear feet of water line.

1. Middle Cove Drive (Lookout Trail to Buffalo Bend) (1,380 LF)
2. Lookout Trail (North of Middle Cove Drive to Eagle Pass) (1,110 LF)
3. Westridge Drive (Custer Road to Dartbrook Drive) (1,250 LF)
4. Carrington Drive (Glennont Drive to Winslow Drive) (625 LF)
5. Early Morn Court (Early Morn Drive to end of cul-de-sac) (180 LF)

Project ENG-W-7462

(See also Water CIP #68890)



EXPENDITURES	Prior Years	Re-Estimate	2024-25	2025-26	2026-27	2027-28	2028-29	Future Yrs	Total
Land	0	0	0	0	0	0	0	0	0
Design	244,877	75,000	40,000	5,000	0	0	0	0	364,877
Construction	0	0	3,500,000	1,000,000	0	0	0	0	4,500,000
Equipment	0	0	0	0	0	0	0	0	0
TOTAL	244,877	75,000	3,540,000	1,005,000	0	0	0	0	4,864,877

REVENUES	Prior Years	Re-Estimate	2024-25	2025-26	2026-27	2027-28	2028-29	Future Yrs	Total
Bond Funds	244,877	75,000	3,540,000	1,005,000	0	0	0	0	4,864,877
N/A	0	0	0	0	0	0	0	0	0
N/A	0	0	0	0	0	0	0	0	0
TOTAL	244,877	75,000	3,540,000	1,005,000	0	0	0	0	4,864,877

OPERATING BUDGET IMPACT	2024-25	2025-26	2026-27	2027-28	2028-29	Future Yrs	Total
	0	0	0	0	0	0	0

CITY OF PLANO

COMMUNITY INVESTMENT PROGRAM

Project Name: Paving & Waterline Imp: Oak Grove Drive & Santa Fe Trail

Project Number: 37891

Start Date: Nov. 2021

Description:

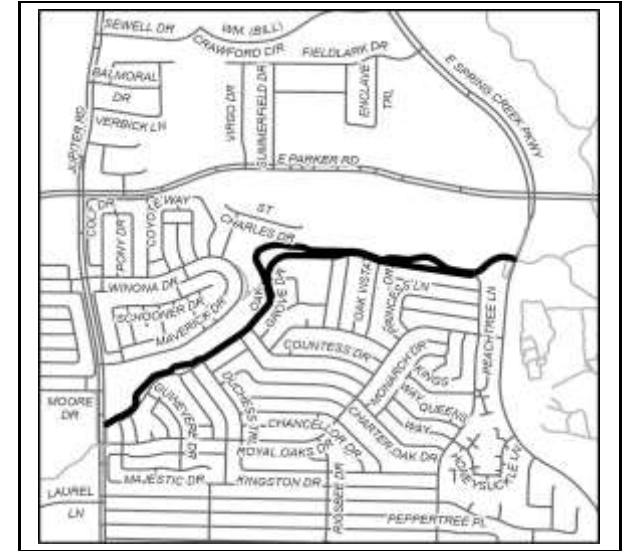
Completion Date: Sep. 2026

Project includes removal and replacement of 2,500 linear feet of full-width residential street pavement, sidewalks, driveways, barrier free ramps, and of water line. Drainage improvements will be evaluated and improved to address localized flooding concerns. Project limits are between Oak Grove Court and Peachtree Lane.

The Santa Fe Trail, adjacent to Oak Grove Drive, will also be replaced with this project between Jupiter Road and East Spring Creek Parkway along Brown Branch, connection Schell Park, west of Jupiter Road to Bob Woodruff Park, east of Spring Creek Parkway.

Project ENG-CMB-7459

(See also Water CIP #68891)



EXPENDITURES	Prior Years	Re-Estimate	2024-25	2025-26	2026-27	2027-28	2028-29	Future Yrs	Total
Land	0	0	0	0	0	0	0	0	0
Design	320,350	75,000	35,000	10,000	0	0	0	0	440,350
Construction	0	100,000	2,000,000	600,000	0	0	0	0	2,700,000
Equipment	0	0	0	0	0	0	0	0	0
TOTAL	320,350	175,000	2,035,000	610,000	0	0	0	0	3,140,350

REVENUES	Prior Years	Re-Estimate	2024-25	2025-26	2026-27	2027-28	2028-29	Future Yrs	Total
Bond Funds	320,350	175,000	2,035,000	610,000	0	0	0	0	3,140,350
N/A	0	0	0	0	0	0	0	0	0
N/A	0	0	0	0	0	0	0	0	0
TOTAL	320,350	175,000	2,035,000	610,000	0	0	0	0	3,140,350

OPERATING BUDGET IMPACT	2024-25	2025-26	2026-27	2027-28	2028-29	Future Yrs	Total
	0	0	0	0	0	0	0

CITY OF PLANO

COMMUNITY INVESTMENT PROGRAM

Project Name: Paving & Waterline Imp: Rigsbee/Peppertree/Laurel/Trailridge

Project Number: 330034

Start Date: Oct. 2022

Description:

Completion Date: Sep. 2027

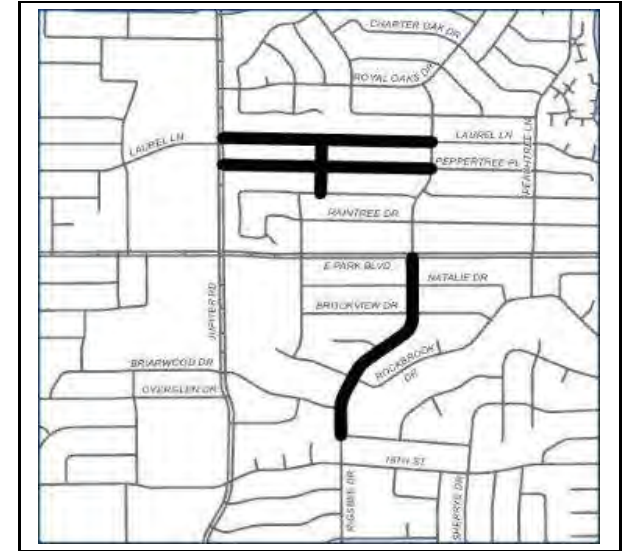
Includes the removal and replacement of 7,480 LF of full-width residential and collector street pavement, including sidewalks, barrier free ramps, and water lines at the following locations:

1. Rigsbee Drive (Briarwood Drive to East Park Blvd) (2,340 LF)
2. Peppertree Place (Jupiter Road to Rigsbee Drive) (2,260 LF)
3. Laurel Lane (Rigsbee Drive to Jupiter Road) (2,270 LF)
4. Trailridge Drive (Laurel Lane to Lemmontree Lane) (610 LF)

Project ENG-CMB-7589

(See also Water CIP #360021)

(Migrated from previous account #37901)



EXPENDITURES	Prior Years	Re-Estimate	2024-25	2025-26	2026-27	2027-28	2028-29	Future Yrs	Total
Land	0	0	0	0	0	0	0	0	0
Design	26,983	250,000	350,000	50,000	20,000	0	0	0	696,983
Construction	0	0	200,000	2,500,000	3,000,000	0	0	0	5,700,000
Equipment	0	0	0	0	0	0	0	0	0
TOTAL	26,983	250,000	550,000	2,550,000	3,020,000	0	0	0	6,396,983

REVENUES	Prior Years	Re-Estimate	2024-25	2025-26	2026-27	2027-28	2028-29	Future Yrs	Total
Bond Funds	26,983	250,000	550,000	2,550,000	3,020,000	0	0	0	6,396,983
N/A	0	0	0	0	0	0	0	0	0
N/A	0	0	0	0	0	0	0	0	0
TOTAL	26,983	250,000	550,000	2,550,000	3,020,000	0	0	0	6,396,983

OPERATING BUDGET IMPACT	2024-25	2025-26	2026-27	2027-28	2028-29	Future Yrs	Total
	0	0	0	0	0	0	0

CITY OF PLANO

COMMUNITY INVESTMENT PROGRAM

Project Name: Paving & WL Imp: Monarch/Charter/White Oak/Desert Garden

Project Number: 37902

Start Date: Oct. 2022

Description:

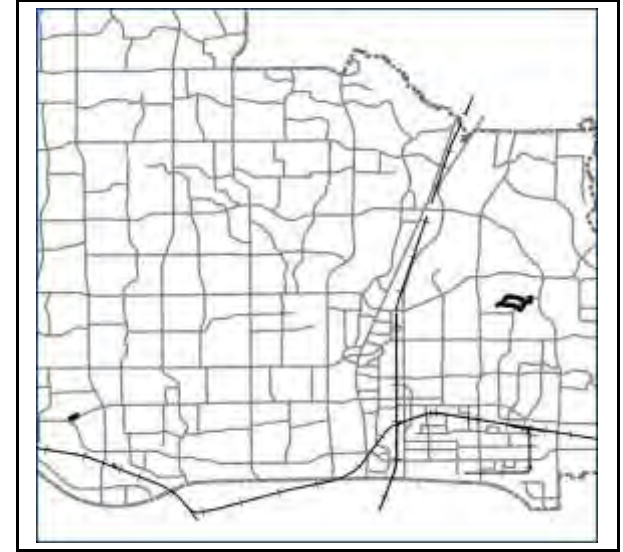
Completion Date: Dec. 2026

Includes the removal and replacement of 4,970 LF of full-width residential and collector street pavement, including sidewalks, barrier free ramps, and water lines at the following locations:

1. Monarch Drive (Royal Oaks Drive to Charter Oak Drive) (1,325LF)
2. Monarch Court (Monarch Drive to cul-de-sac) (100 LF)
3. White Oak Drive (Royal Oaks Drive to Countess Drive) (1,410 LF)
4. White Oak Court (White Oak Drive to cul-de-sac) (80 LF)
5. Charter Oak Drive (Duchess Trail to Royal Oaks Drive) (1,515 LF)
6. Desert Garden Drive (Watersedge Drive to cul-de-sac) (540 LF)

Project ENG-CMB-7572

(See also Water CIP #67902)



EXPENDITURES	Prior Years	Re-Estimate	2024-25	2025-26	2026-27	2027-28	2028-29	Future Yrs	Total
Land	0	0	0	0	0	0	0	0	0
Design	337,498	75,000	30,000	10,000	0	0	0	0	452,498
Construction	0	0	750,000	2,650,000	0	0	0	0	3,400,000
Equipment	0	0	0	0	0	0	0	0	0
TOTAL	337,498	75,000	780,000	2,660,000	0	0	0	0	3,852,498

REVENUES	Prior Years	Re-Estimate	2024-25	2025-26	2026-27	2027-28	2028-29	Future Yrs	Total
Bond Funds	337,498	75,000	780,000	2,660,000	0	0	0	0	3,852,498
N/A	0	0	0	0	0	0	0	0	0
N/A	0	0	0	0	0	0	0	0	0
TOTAL	337,498	75,000	780,000	2,660,000	0	0	0	0	3,852,498

OPERATING BUDGET IMPACT	2024-25	2025-26	2026-27	2027-28	2028-29	Future Yrs	Total
	0	0	0	0	0	0	0

CITY OF PLANO

COMMUNITY INVESTMENT PROGRAM

Project Name: Paving & WL Reconstruction- Cabana/Fontaine

Project Number: 37897

Start Date: Oct. 2020

Description:

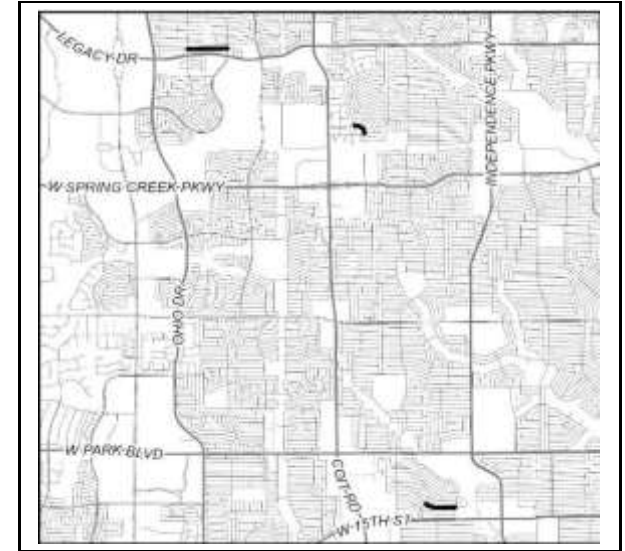
Completion Date: Sep. 2024

Project includes removal and replacement of 3,240 linear feet of full-width residential street pavement, sidewalks, driveways, barrier free ramps, and 570 linear feet of water line (Cabana Lane).

1. Cabana Lane (Bilmore Place to Sailmaker Lane) (570 LF)
2. Fontaine Street (Montclair Drive to Silverwood Lane) (1,170 LF)
3. Hallmark Drive (Colonnade Drive to Archgate Drive) (1,500 LF)

Project ENG-S-7289

(See also Water CIP #68797)



EXPENDITURES	Prior Years	Re-Estimate	2024-25	2025-26	2026-27	2027-28	2028-29	Future Yrs	Total
Land	0	0	0	0	0	0	0	0	0
Design	239,805	6,500	0	0	0	0	0	0	246,305
Construction	1,769,041	0	0	0	0	0	0	0	1,769,041
Equipment	0	0	0	0	0	0	0	0	0
TOTAL	2,008,846	6,500	0	0	0	0	0	0	2,015,346

REVENUES	Prior Years	Re-Estimate	2024-25	2025-26	2026-27	2027-28	2028-29	Future Yrs	Total
Bond Funds	2,008,846	6,500	0	0	0	0	0	0	2,015,346
N/A	0	0	0	0	0	0	0	0	0
N/A	0	0	0	0	0	0	0	0	0
TOTAL	2,008,846	6,500	0	0	0	0	0	0	2,015,346

OPERATING BUDGET IMPACT	2024-25	2025-26	2026-27	2027-28	2028-29	Future Yrs	Total
	0	0	0	0	0	0	0

CITY OF PLANO

COMMUNITY INVESTMENT PROGRAM

Project Name: Paving & WL Reconstruction- Pleasant Valley & Villa Downs

Project Number: 37896

Start Date: Oct. 2020

Description:

Completion Date: Oct. 2024

Project includes removal and replacement of 2,850 linear feet of full-width collector and 1,720 linear feet residential street pavement, sidewalks, driveways, barrier free ramps, and 4,720 linear feet of water line.

1. Pleasant Valley Road (Roundrock Trail to Spring Creek Parkway) (2,850 LF) (Collector Street)
2. Villa Downs Drive (Cross Bend Road to Cross Bend Road) (1,720 LF) (Residential Street)

Project ENG-S-7292

(See also Water CIP #68796)



EXPENDITURES	Prior Years	Re-Estimate	2024-25	2025-26	2026-27	2027-28	2028-29	Future Yrs	Total
Land	0	0	0	0	0	0	0	0	0
Design	258,694	5,000	0	0	0	0	0	0	263,694
Construction	3,156,463	12,000	0	0	0	0	0	0	3,168,463
Equipment	0	0	0	0	0	0	0	0	0
TOTAL	3,415,157	17,000	0	0	0	0	0	0	3,432,157

REVENUES	Prior Years	Re-Estimate	2024-25	2025-26	2026-27	2027-28	2028-29	Future Yrs	Total
Bond Funds	3,415,157	17,000	0	0	0	0	0	0	3,432,157
N/A	0	0	0	0	0	0	0	0	0
N/A	0	0	0	0	0	0	0	0	0
TOTAL	3,415,157	17,000	0	0	0	0	0	0	3,432,157

OPERATING BUDGET IMPACT	2024-25	2025-26	2026-27	2027-28	2028-29	Future Yrs	Total
	0	0	0	0	0	0	0

CITY OF PLANO

COMMUNITY INVESTMENT PROGRAM

Project Name: Paving Improvements - Pinehurst Dr, et.al.

Project Number: 334257

Start Date: Feb. 2024

Description:

Completion Date: Sep. 2027

This project includes engineering services for the full-width replacement of approximately 4900 LF of existing residential street paving, sidewalks, and barrier-free ramps and 250 LF of water line at the following locations: 1. Glen Canyon Drive from Pipestone to Grand Canyon. 2. Grand Canyon Drive from Mill Ridge Drive to Glen Canyon Drive. 3. Granada Place from Santiago Drive to end. 4. Pinehurst Drive from Independence Parkway to Parkhaven Drive. 5. Royal Circle from Pinehurst Drive to end (including waterline). 6. Lakeview Trail (sidewalk only) from Pinehurst

Project ENG-S-00012



EXPENDITURES	Prior Years	Re-Estimate	2024-25	2025-26	2026-27	2027-28	2028-29	Future Yrs	Total
Land	0	0	0	0	0	0	0	0	0
Design	0	75,000	200,000	30,000	20,000	0	0	0	325,000
Construction	0	0	0	0	0	0	0	0	0
Equipment	0	0	0	0	0	0	0	0	0
TOTAL	0	75,000	200,000	30,000	20,000	0	0	0	325,000

REVENUES	Prior Years	Re-Estimate	2024-25	2025-26	2026-27	2027-28	2028-29	Future Yrs	Total
Bond Funds	0	75,000	200,000	30,000	20,000	0	0	0	325,000
N/A	0	0	0	0	0	0	0	0	0
N/A	0	0	0	0	0	0	0	0	0
TOTAL	0	75,000	200,000	30,000	20,000	0	0	0	325,000

OPERATING BUDGET IMPACT	2024-25	2025-26	2026-27	2027-28	2028-29	Future Yrs	Total
	0	0	0	0	0	0	0

CITY OF PLANO

COMMUNITY INVESTMENT PROGRAM

Project Name: Pinecrest Drive Improvements

Project Number: 31284

Start Date: Oct. 2023

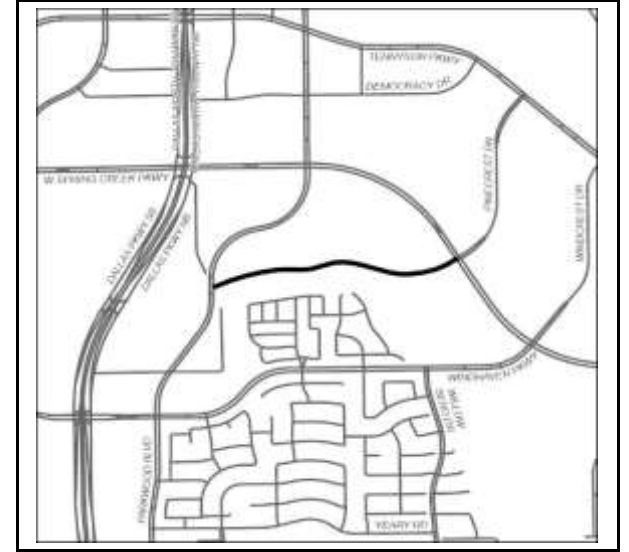
Description:

Completion Date: Sep. 2024

Project includes reimbursement of the construction costs associated with a new roadway to accommodate the Haggard Development along the Dallas North Tollway.

Design to be completed by developer in 2022-2023 fiscal year, with construction beginning in 2023-2024

Project ENG-S-7588



EXPENDITURES	Prior Years	Re-Estimate	2024-25	2025-26	2026-27	2027-28	2028-29	Future Yrs	Total
Land	0	0	0	0	0	0	0	0	0
Design	0	0	0	0	0	0	0	0	0
Construction	0	6,630,623	0	0	0	0	0	0	6,630,623
Equipment	0	0	0	0	0	0	0	0	0
TOTAL	0	6,630,623	0	0	0	0	0	0	6,630,623

REVENUES	Prior Years	Re-Estimate	2024-25	2025-26	2026-27	2027-28	2028-29	Future Yrs	Total
Bond Funds	0	6,630,623	0	0	0	0	0	0	6,630,623
N/A	0	0	0	0	0	0	0	0	0
N/A	0	0	0	0	0	0	0	0	0
TOTAL	0	6,630,623	0	0	0	0	0	0	6,630,623

OPERATING BUDGET IMPACT	2024-25	2025-26	2026-27	2027-28	2028-29	Future Yrs	Total
	0	0	0	0	0	0	0

CITY OF PLANO

COMMUNITY INVESTMENT PROGRAM

Project Name: Plano Event Center Street Improvements

Project Number: 31208

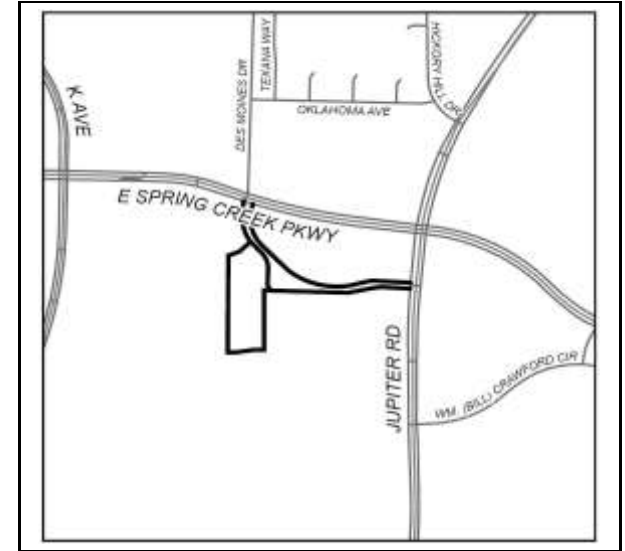
Start Date: Oct. 2019

Description:

Completion Date: Oct. 2025

Additions to the site adjacent to the Plano Event Center are planned. New right-of-ways (ROW) shall be dedicated as part of the Plano Event Center Street Improvements Project. The proposed improvements shall be located within the proposed ROWs and the scope shall include: the design of streets, site drainage, water mains, and wastewater mains along Oak Drive, Convention Center Boulevard, Maple Drive., and Hotel Street. In addition to street designs, deceleration lanes shall be designed along Spring Creek Drive at Maple Drive and Oak Drive. Capacity shall be added to the existing deceleration lane at Oak Drive.

Project ENG-CMB-7201



EXPENDITURES	Prior Years	Re-Estimate	2024-25	2025-26	2026-27	2027-28	2028-29	Future Yrs	Total
Land	0	0	0	0	0	0	0	0	0
Design	0	30,000	65,000	0	0	0	0	0	95,000
Construction	245,835	1,800,000	2,800,000	0	0	0	0	0	4,845,835
Equipment	0	0	0	0	0	0	0	0	0
TOTAL	245,835	1,830,000	2,865,000	0	0	0	0	0	4,940,835

REVENUES	Prior Years	Re-Estimate	2024-25	2025-26	2026-27	2027-28	2028-29	Future Yrs	Total
Bond Funds	245,835	1,830,000	2,865,000	0	0	0	0	0	4,940,835
N/A	0	0	0	0	0	0	0	0	0
N/A	0	0	0	0	0	0	0	0	0
TOTAL	245,835	1,830,000	2,865,000	0	0	0	0	0	4,940,835

OPERATING BUDGET IMPACT	2024-25	2025-26	2026-27	2027-28	2028-29	Future Yrs	Total
	0	0	0	0	0	0	0

CITY OF PLANO

COMMUNITY INVESTMENT PROGRAM

Project Name: Plano Parkway Intersection Improvements

Project Number: 37784

Start Date: Jan. 2019

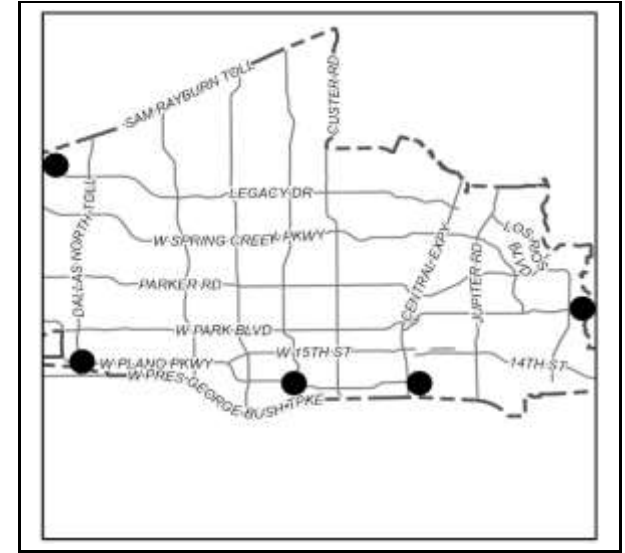
Description:

Completion Date: Sep. 2024

Conceptual design and study to assess necessary right-of-way, utility conflicts and alignment options to achieve capacity improvements for the intersection at

1. Plano Pkwy & K Ave
- Design and engineering to improve paving and signal modifications at multiple intersections (Nos. 2-6)
2. Plano Parkway at Independence Parkway
3. Plano Parkway at Parkwood Boulevard
4. Plano Parkway at Executive Drive
5. Park Boulevard at Country Club Drive
6. Legacy Drive at Headquarters Drive

Project ENG-S-7063



EXPENDITURES	Prior Years	Re-Estimate	2024-25	2025-26	2026-27	2027-28	2028-29	Future Yrs	Total
Land	93,838	0	0	0	0	0	0	0	93,838
Design	442,566	5,000	0	0	0	0	0	0	447,566
Construction	2,196,340	55,000	0	0	0	0	0	0	2,251,340
Equipment	0	0	0	0	0	0	0	0	0
TOTAL	2,732,744	60,000	0	0	0	0	0	0	2,792,744

REVENUES	Prior Years	Re-Estimate	2024-25	2025-26	2026-27	2027-28	2028-29	Future Yrs	Total
Bond Funds	2,732,744	60,000	0	0	0	0	0	0	2,792,744
N/A	0	0	0	0	0	0	0	0	0
N/A	0	0	0	0	0	0	0	0	0
TOTAL	2,732,744	60,000	0	0	0	0	0	0	2,792,744

OPERATING BUDGET IMPACT	2024-25	2025-26	2026-27	2027-28	2028-29	Future Yrs	Total
	0	0	0	0	0	0	0

CITY OF PLANO

COMMUNITY INVESTMENT PROGRAM

Project Name: Preston/McDermott Lighting

Project Number: 339003

Start Date: Apr. 2024

Description:

Completion Date: Aug. 2026

Street Lights along Preston from Hedgecoxe to SH 121 and along McDermott from Preston to Sam Club

Project TP-S-00018



EXPENDITURES	Prior Years	Re-Estimate	2024-25	2025-26	2026-27	2027-28	2028-29	Future Yrs	Total
Land	0	0	0	0	0	0	0	0	0
Design	0	20,000	31,012	0	0	0	0	0	51,012
Construction	0	0	320,000	0	0	0	0	0	320,000
Equipment	0	0	0	0	0	0	0	0	0
TOTAL	0	20,000	351,012	0	0	0	0	0	371,012

REVENUES	Prior Years	Re-Estimate	2024-25	2025-26	2026-27	2027-28	2028-29	Future Yrs	Total
Bond Funds	0	20,000	351,012	0	0	0	0	0	371,012
N/A	0	0	0	0	0	0	0	0	0
N/A	0	0	0	0	0	0	0	0	0
TOTAL	0	20,000	351,012	0	0	0	0	0	371,012

OPERATING BUDGET IMPACT	2024-25	2025-26	2026-27	2027-28	2028-29	Future Yrs	Total
	0	0	0	0	0	0	0

CITY OF PLANO

COMMUNITY INVESTMENT PROGRAM

Project Name: Redevelopment Street Improvements

Project Number: 37846

Start Date: Oct. 2005

Description:

Completion Date: Sep. 2029

As areas of the City begin redeveloping, it will be necessary for the City to make various street improvements to facilitate the development. These funds will be used to build new streets and reconstruct existing substandard streets and will be transferred to specific projects as identified.



EXPENDITURES	Prior Years	Re-Estimate	2024-25	2025-26	2026-27	2027-28	2028-29	Future Yrs	Total
Land	0	0	0	0	0	0	0	0	0
Design	0	0	0	0	0	0	0	0	0
Construction	867,917	0	317,335	1,000,000	1,000,000	1,000,000	1,000,000	0	5,185,252
Equipment	0	0	0	0	0	0	0	0	0
TOTAL	867,917	0	317,335	1,000,000	1,000,000	1,000,000	1,000,000	0	5,185,252

REVENUES	Prior Years	Re-Estimate	2024-25	2025-26	2026-27	2027-28	2028-29	Future Yrs	Total
Bond Funds	867,917	0	317,335	1,000,000	1,000,000	1,000,000	1,000,000	0	5,185,252
N/A	0	0	0	0	0	0	0	0	0
N/A	0	0	0	0	0	0	0	0	0
TOTAL	867,917	0	317,335	1,000,000	1,000,000	1,000,000	1,000,000	0	5,185,252

OPERATING BUDGET IMPACT	2024-25	2025-26	2026-27	2027-28	2028-29	Future Yrs	Total
	0	0	0	0	0	0	0

CITY OF PLANO

COMMUNITY INVESTMENT PROGRAM

Project Name: Residential Concrete Pavement Repair - P3

Project Number: 330251

Start Date: Sep. 2024

Description:

Completion Date: Sep. 2027

Removal and rehabilitation of reinforced concrete pavement on residential streets, alleys and sidewalks in the area within and around Plano Parkway/14th, Park Blvd, Jupiter Road and Shiloh Road.

Project PW-S-00061



EXPENDITURES	Prior Years	Re-Estimate	2024-25	2025-26	2026-27	2027-28	2028-29	Future Yrs	Total
Land	0	0	0	0	0	0	0	0	0
Design	0	0	0	0	0	0	0	0	0
Construction	0	0	3,000,000	3,000,000	3,000,000	0	0	0	9,000,000
Equipment	0	0	0	0	0	0	0	0	0
TOTAL	0	0	3,000,000	3,000,000	3,000,000	0	0	0	9,000,000

REVENUES	Prior Years	Re-Estimate	2024-25	2025-26	2026-27	2027-28	2028-29	Future Yrs	Total
Bond Funds	0	0	3,000,000	3,000,000	3,000,000	0	0	0	9,000,000
N/A	0	0	0	0	0	0	0	0	0
N/A	0	0	0	0	0	0	0	0	0
TOTAL	0	0	3,000,000	3,000,000	3,000,000	0	0	0	9,000,000

OPERATING BUDGET IMPACT	2024-25	2025-26	2026-27	2027-28	2028-29	Future Yrs	Total
	0	0	0	0	0	0	0

CITY OF PLANO

COMMUNITY INVESTMENT PROGRAM

Project Name: Residential Concrete Pavement Repair Zone C6

Project Number: 31502

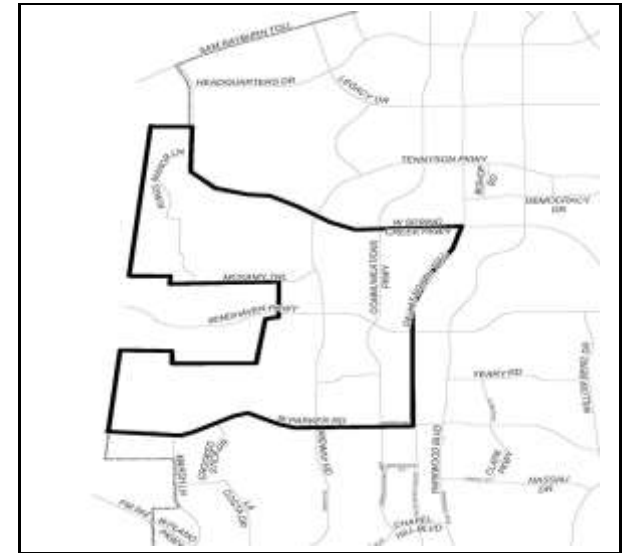
Start Date: Oct. 2021

Description:

Completion Date: Sep. 2024

Removal and reconstruction of reinforced concrete pavement on residential streets, alleys and sidewalks in the area within and around West city limit, Spring Creek Parkway, DNT and Parker Road

Project PW-S-7397



EXPENDITURES	Prior Years	Re-Estimate	2024-25	2025-26	2026-27	2027-28	2028-29	Future Yrs	Total
Land	0	0	0	0	0	0	0	0	0
Design	0	0	0	0	0	0	0	0	0
Construction	3,122,115	2,600,000	1,000,000	0	0	0	0	0	6,722,115
Equipment	0	0	0	0	0	0	0	0	0
TOTAL	3,122,115	2,600,000	1,000,000	0	0	0	0	0	6,722,115

REVENUES	Prior Years	Re-Estimate	2024-25	2025-26	2026-27	2027-28	2028-29	Future Yrs	Total
Bond Funds	3,122,115	2,600,000	1,000,000	0	0	0	0	0	6,722,115
N/A	0	0	0	0	0	0	0	0	0
N/A	0	0	0	0	0	0	0	0	0
TOTAL	3,122,115	2,600,000	1,000,000	0	0	0	0	0	6,722,115

OPERATING BUDGET IMPACT	2024-25	2025-26	2026-27	2027-28	2028-29	Future Yrs	Total
	0	0	0	0	0	0	0

CITY OF PLANO

COMMUNITY INVESTMENT PROGRAM

Project Name: Residential Concrete Pavement Repair Zone D6

Project Number: 31506

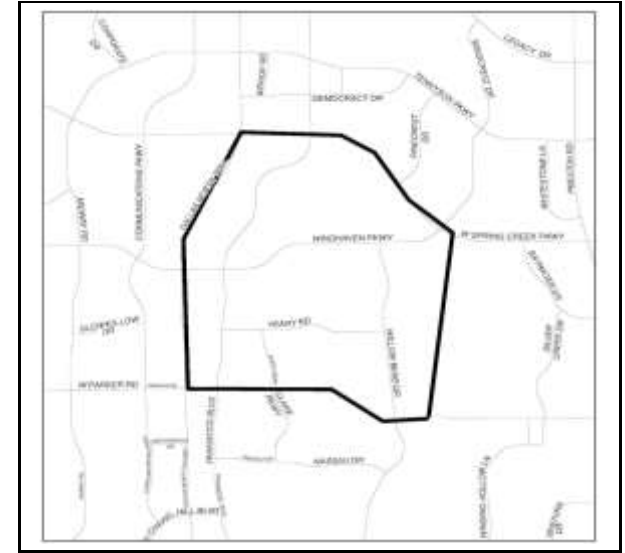
Start Date: Oct. 2022

Description:

Completion Date: Jan. 2025

Project will complete street, alley, and sidewalk repairs in area within and around Spring Creek Parkway, Windhaven Meadows Park, Parker Road and east of including the alley behind Hilton Street and Oakmeadow Drive.

Project PW-S-7543



EXPENDITURES	Prior Years	Re-Estimate	2024-25	2025-26	2026-27	2027-28	2028-29	Future Yrs	Total
Land	0	0	0	0	0	0	0	0	0
Design	0	0	0	0	0	0	0	0	0
Construction	306,833	2,000,000	600,000	0	0	0	0	0	2,906,833
Equipment	0	0	0	0	0	0	0	0	0
TOTAL	306,833	2,000,000	600,000	0	0	0	0	0	2,906,833

REVENUES	Prior Years	Re-Estimate	2024-25	2025-26	2026-27	2027-28	2028-29	Future Yrs	Total
Bond Funds	306,833	2,000,000	600,000	0	0	0	0	0	2,906,833
N/A	0	0	0	0	0	0	0	0	0
N/A	0	0	0	0	0	0	0	0	0
TOTAL	306,833	2,000,000	600,000	0	0	0	0	0	2,906,833

OPERATING BUDGET IMPACT	2024-25	2025-26	2026-27	2027-28	2028-29	Future Yrs	Total
	0	0	0	0	0	0	0

CITY OF PLANO

COMMUNITY INVESTMENT PROGRAM

Project Name: Residential Concrete Pavement Repair Zone G10

Project Number: 31503

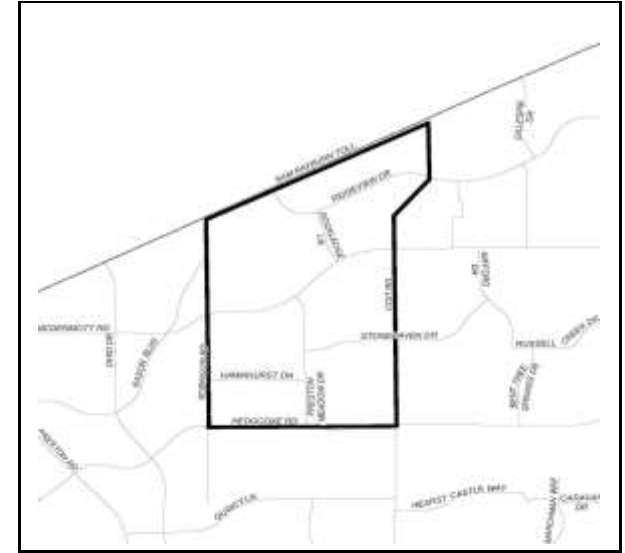
Start Date: Oct. 2021

Description:

Completion Date: Mar. 2025

Project will repair residential concrete streets, alleys and sidewalks within the area in and around SH 121, Coit Rd, Hedgcoxe Rd & Robinson Rd

Project PW-S-7398



EXPENDITURES	Prior Years	Re-Estimate	2024-25	2025-26	2026-27	2027-28	2028-29	Future Yrs	Total
Land	0	0	0	0	0	0	0	0	0
Design	0	0	0	0	0	0	0	0	0
Construction	3,240,007	1,245,000	1,200,000	0	0	0	0	0	5,685,007
Equipment	0	0	0	0	0	0	0	0	0
TOTAL	3,240,007	1,245,000	1,200,000	0	0	0	0	0	5,685,007

REVENUES	Prior Years	Re-Estimate	2024-25	2025-26	2026-27	2027-28	2028-29	Future Yrs	Total
Bond Funds	3,240,007	1,245,000	1,200,000	0	0	0	0	0	5,685,007
N/A	0	0	0	0	0	0	0	0	0
N/A	0	0	0	0	0	0	0	0	0
TOTAL	3,240,007	1,245,000	1,200,000	0	0	0	0	0	5,685,007

OPERATING BUDGET IMPACT	2024-25	2025-26	2026-27	2027-28	2028-29	Future Yrs	Total
	0	0	0	0	0	0	0

CITY OF PLANO

COMMUNITY INVESTMENT PROGRAM

Project Name: Residential Concrete Pavement Repair Zone G3 - West

Project Number: 31504

Start Date: Oct. 2021

Description:

Completion Date: Sep. 2024

Project will repair residential concrete streets, alleys and sidewalks within and around the area bounded by Preston Rd, W Park Blvd, Coit Rd & 15th St, but generally west of Preston Ridge Trl.

Project PW-S-7454



EXPENDITURES	Prior Years	Re-Estimate	2024-25	2025-26	2026-27	2027-28	2028-29	Future Yrs	Total
Land	0	0	0	0	0	0	0	0	0
Design	0	0	0	0	0	0	0	0	0
Construction	3,881,026	1,200,000	0	0	0	0	0	0	5,081,026
Equipment	0	0	0	0	0	0	0	0	0
TOTAL	3,881,026	1,200,000	0	0	0	0	0	0	5,081,026

REVENUES	Prior Years	Re-Estimate	2024-25	2025-26	2026-27	2027-28	2028-29	Future Yrs	Total
Bond Funds	3,881,026	1,200,000	0	0	0	0	0	0	5,081,026
N/A	0	0	0	0	0	0	0	0	0
N/A	0	0	0	0	0	0	0	0	0
TOTAL	3,881,026	1,200,000	0	0	0	0	0	0	5,081,026

OPERATING BUDGET IMPACT	2024-25	2025-26	2026-27	2027-28	2028-29	Future Yrs	Total
	0	0	0	0	0	0	0

CITY OF PLANO

COMMUNITY INVESTMENT PROGRAM

Project Name: Residential Concrete Pavement Repair Zone K8 & L8

Project Number: 31505

Start Date: Oct. 2022

Description:

Completion Date: Sep. 2024

Project will complete street, alley, and sidewalk repairs in and around residential zones K8 & L8.

Project PW-S-7542



EXPENDITURES	Prior Years	Re-Estimate	2024-25	2025-26	2026-27	2027-28	2028-29	Future Yrs	Total
Land	0	0	0	0	0	0	0	0	0
Design	0	0	0	0	0	0	0	0	0
Construction	94,811	4,500,000	0	0	0	0	0	0	4,594,811
Equipment	0	0	0	0	0	0	0	0	0
TOTAL	94,811	4,500,000	0	0	0	0	0	0	4,594,811

REVENUES	Prior Years	Re-Estimate	2024-25	2025-26	2026-27	2027-28	2028-29	Future Yrs	Total
Bond Funds	94,811	4,500,000	0	0	0	0	0	0	4,594,811
N/A	0	0	0	0	0	0	0	0	0
N/A	0	0	0	0	0	0	0	0	0
TOTAL	94,811	4,500,000	0	0	0	0	0	0	4,594,811

OPERATING BUDGET IMPACT	2024-25	2025-26	2026-27	2027-28	2028-29	Future Yrs	Total
	0	0	0	0	0	0	0

CITY OF PLANO

COMMUNITY INVESTMENT PROGRAM

Project Name: Residential Concrete Pavement Repair Zone P4

Project Number: 31500

Start Date: Oct. 2021

Description:

Completion Date: Nov. 2024

Project will repair residential concrete streets, alleys and sidewalks within the area in and around Parker Road, Jupiter Road, Park Boulevard and Shiloh Road

Project PW-S-7097



EXPENDITURES	Prior Years	Re-Estimate	2024-25	2025-26	2026-27	2027-28	2028-29	Future Yrs	Total
Land	0	0	0	0	0	0	0	0	0
Design	0	0	0	0	0	0	0	0	0
Construction	6,934,190	588,179	0	0	0	0	0	0	7,522,369
Equipment	0	0	0	0	0	0	0	0	0
TOTAL	6,934,190	588,179	0	0	0	0	0	0	7,522,369

REVENUES	Prior Years	Re-Estimate	2024-25	2025-26	2026-27	2027-28	2028-29	Future Yrs	Total
Bond Funds	6,934,190	588,179	0	0	0	0	0	0	7,522,369
N/A	0	0	0	0	0	0	0	0	0
N/A	0	0	0	0	0	0	0	0	0
TOTAL	6,934,190	588,179	0	0	0	0	0	0	7,522,369

OPERATING BUDGET IMPACT	2024-25	2025-26	2026-27	2027-28	2028-29	Future Yrs	Total
	0	0	0	0	0	0	0

CITY OF PLANO

COMMUNITY INVESTMENT PROGRAM

Project Name: Residential Concrete Repair - G4 South

Project Number: 330252

Start Date: Sep. 2024

Description:

Completion Date: Sep. 2027

Removal and rehabilitation of reinforced concrete pavement on residential streets, alleys and sidewalks in the area within and around West Park Blvd, Tulane Drive, Preston Road and the Preston Ridge Trail.

Project PW-S-00062



EXPENDITURES	Prior Years	Re-Estimate	2024-25	2025-26	2026-27	2027-28	2028-29	Future Yrs	Total
Land	0	0	0	0	0	0	0	0	0
Design	0	0	0	0	0	0	0	0	0
Construction	0	0	3,000,000	3,000,000	2,000,000	0	0	0	8,000,000
Equipment	0	0	0	0	0	0	0	0	0
TOTAL	0	0	3,000,000	3,000,000	2,000,000	0	0	0	8,000,000

REVENUES	Prior Years	Re-Estimate	2024-25	2025-26	2026-27	2027-28	2028-29	Future Yrs	Total
Bond Funds	0	0	3,000,000	3,000,000	2,000,000	0	0	0	8,000,000
N/A	0	0	0	0	0	0	0	0	0
N/A	0	0	0	0	0	0	0	0	0
TOTAL	0	0	3,000,000	3,000,000	2,000,000	0	0	0	8,000,000

OPERATING BUDGET IMPACT	2024-25	2025-26	2026-27	2027-28	2028-29	Future Yrs	Total
	0	0	0	0	0	0	0

CITY OF PLANO

COMMUNITY INVESTMENT PROGRAM

Project Name: Residential Concrete Repair - K8/L8 South

Project Number: 330253

Start Date: Sep. 2024

Description:

Completion Date: Sep. 2026

Removal and rehabilitation of reinforced concrete pavement on residential streets, alleys and sidewalks in the area within and around Legacy Drive, Mullins Drive/USA Drive, Alma Drive and Custer Road.

Project PW-S-00063



EXPENDITURES	Prior Years	Re-Estimate	2024-25	2025-26	2026-27	2027-28	2028-29	Future Yrs	Total
Land	0	0	0	0	0	0	0	0	0
Design	0	0	0	0	0	0	0	0	0
Construction	0	0	2,500,000	2,500,000	0	0	0	0	5,000,000
Equipment	0	0	0	0	0	0	0	0	0
TOTAL	0	0	2,500,000	2,500,000	0	0	0	0	5,000,000

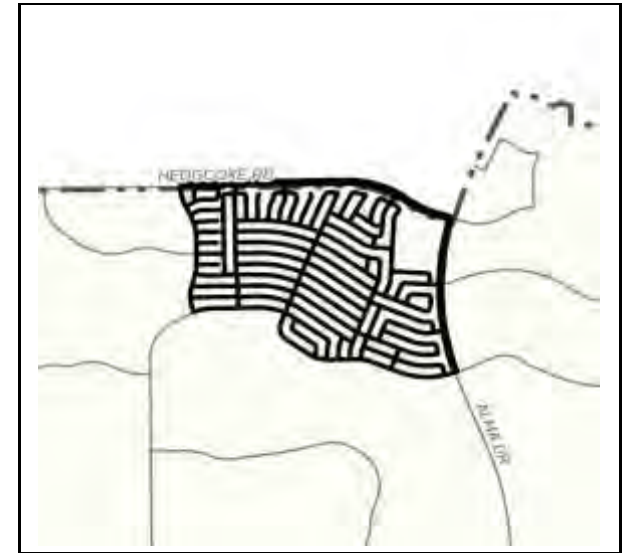
REVENUES	Prior Years	Re-Estimate	2024-25	2025-26	2026-27	2027-28	2028-29	Future Yrs	Total
Bond Funds	0	0	2,500,000	2,500,000	0	0	0	0	5,000,000
N/A	0	0	0	0	0	0	0	0	0
N/A	0	0	0	0	0	0	0	0	0
TOTAL	0	0	2,500,000	2,500,000	0	0	0	0	5,000,000

OPERATING BUDGET IMPACT	2024-25	2025-26	2026-27	2027-28	2028-29	Future Yrs	Total
	0	0	0	0	0	0	0

CITY OF PLANO

COMMUNITY INVESTMENT PROGRAM

Project Name: Residential Concrete Repair - Zone L8 North
Project Number: 330037 **Start Date:** Oct. 2023
Description: **Completion Date:** Oct. 2026
 Residential concrete repairs in Zone L8 North
 Project PW-S-00052



EXPENDITURES	Prior Years	Re-Estimate	2024-25	2025-26	2026-27	2027-28	2028-29	Future Yrs	Total
Land	0	0	0	0	0	0	0	0	0
Design	0	0	0	0	0	0	0	0	0
Construction	300	1,800,000	2,700,000	2,635,000	0	0	0	0	7,135,300
Equipment	0	0	0	0	0	0	0	0	0
TOTAL	300	1,800,000	2,700,000	2,635,000	0	0	0	0	7,135,300

REVENUES	Prior Years	Re-Estimate	2024-25	2025-26	2026-27	2027-28	2028-29	Future Yrs	Total
Bond Funds	300	1,800,000	2,700,000	2,635,000	0	0	0	0	7,135,300
N/A	0	0	0	0	0	0	0	0	0
N/A	0	0	0	0	0	0	0	0	0
TOTAL	300	1,800,000	2,700,000	2,635,000	0	0	0	0	7,135,300

OPERATING BUDGET IMPACT	2024-25	2025-26	2026-27	2027-28	2028-29	Future Yrs	Total
	0	0	0	0	0	0	0

CITY OF PLANO

COMMUNITY INVESTMENT PROGRAM

Project Name: Residential Pavement Repair Zone G4

Project Number: 330029

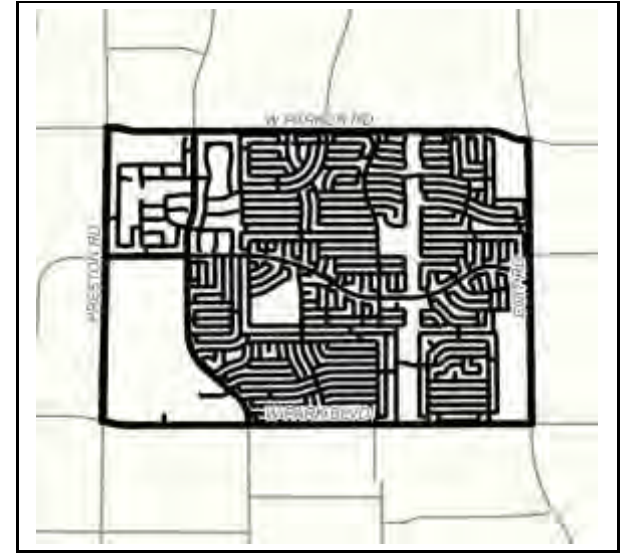
Start Date: Oct. 2023

Description:

Completion Date: Sep. 2027

Residential pavement repair within Zone G4 which is bounded by Parker/Park and Preston/Coit.

Project PW-S-00032



EXPENDITURES	Prior Years	Re-Estimate	2024-25	2025-26	2026-27	2027-28	2028-29	Future Yrs	Total
Land	0	0	0	0	0	0	0	0	0
Design	0	0	0	0	0	0	0	0	0
Construction	0	1,100,000	1,500,000	3,000,000	3,000,000	0	0	0	8,600,000
Equipment	0	0	0	0	0	0	0	0	0
TOTAL	0	1,100,000	1,500,000	3,000,000	3,000,000	0	0	0	8,600,000

REVENUES	Prior Years	Re-Estimate	2024-25	2025-26	2026-27	2027-28	2028-29	Future Yrs	Total
N/A	0	1,100,000	1,500,000	3,000,000	3,000,000	0	0	0	8,600,000
N/A	0	0	0	0	0	0	0	0	0
N/A	0	0	0	0	0	0	0	0	0
TOTAL	0	1,100,000	1,500,000	3,000,000	3,000,000	0	0	0	8,600,000

OPERATING BUDGET IMPACT	2024-25	2025-26	2026-27	2027-28	2028-29	Future Yrs	Total
	0	0	0	0	0	0	0

CITY OF PLANO

COMMUNITY INVESTMENT PROGRAM

Project Name: Residential Pavement Repair Zone J11

Project Number: 330027

Start Date: Oct. 2023

Description:

Completion Date: Sep. 2028

Residential Pavement Repair in J11 which is bounded by Independence Parkway/Custer Road and McDermott Drive/SH121

Project PW-S-00030



EXPENDITURES	Prior Years	Re-Estimate	2024-25	2025-26	2026-27	2027-28	2028-29	Future Yrs	Total
Land	0	0	0	0	0	0	0	0	0
Design	0	0	0	0	0	0	0	0	0
Construction	0	200,000	1,000,000	3,000,000	3,000,000	500,000	0	0	7,700,000
Equipment	0	0	0	0	0	0	0	0	0
TOTAL	0	200,000	1,000,000	3,000,000	3,000,000	500,000	0	0	7,700,000

REVENUES	Prior Years	Re-Estimate	2024-25	2025-26	2026-27	2027-28	2028-29	Future Yrs	Total
Bond Funds	0	200,000	1,000,000	3,000,000	3,000,000	500,000	0	0	7,700,000
N/A	0	0	0	0	0	0	0	0	0
N/A	0	0	0	0	0	0	0	0	0
TOTAL	0	200,000	1,000,000	3,000,000	3,000,000	500,000	0	0	7,700,000

OPERATING BUDGET IMPACT	2024-25	2025-26	2026-27	2027-28	2028-29	Future Yrs	Total
	0	0	0	0	0	0	0

CITY OF PLANO

COMMUNITY INVESTMENT PROGRAM

Project Name: Residential Pavement Repair Zone Q4

Project Number: 330028

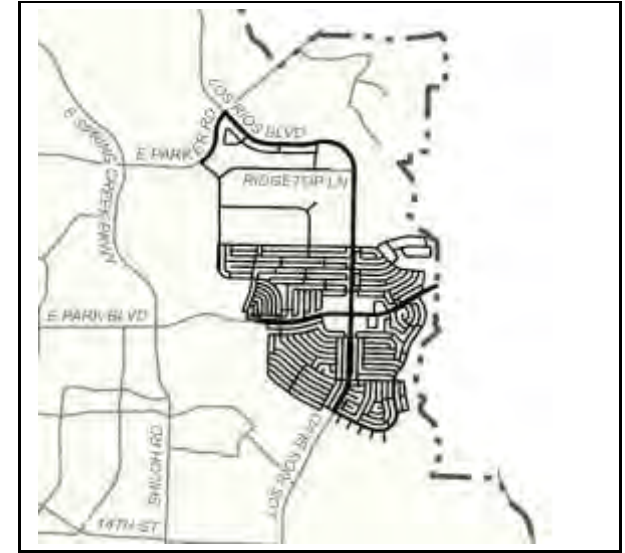
Start Date: Oct. 2023

Description:

Completion Date: Sep. 2027

Residential pavement repair within Zone Q4 which is bounded by Bob Woodruff Park/East City Limits and Pecan Hollow Golf Course/Ridgetop Lane

Project PW-S-00031



EXPENDITURES	Prior Years	Re-Estimate	2024-25	2025-26	2026-27	2027-28	2028-29	Future Yrs	Total
Land	0	0	0	0	0	0	0	0	0
Design	0	0	0	0	0	0	0	0	0
Construction	0	350,000	3,500,000	3,500,000	1,000,000	0	0	0	8,350,000
Equipment	0	0	0	0	0	0	0	0	0
TOTAL	0	350,000	3,500,000	3,500,000	1,000,000	0	0	0	8,350,000

REVENUES	Prior Years	Re-Estimate	2024-25	2025-26	2026-27	2027-28	2028-29	Future Yrs	Total
Bond Funds	0	350,000	3,500,000	3,500,000	1,000,000	0	0	0	8,350,000
N/A	0	0	0	0	0	0	0	0	0
N/A	0	0	0	0	0	0	0	0	0
TOTAL	0	350,000	3,500,000	3,500,000	1,000,000	0	0	0	8,350,000

OPERATING BUDGET IMPACT	2024-25	2025-26	2026-27	2027-28	2028-29	Future Yrs	Total
	0	0	0	0	0	0	0

CITY OF PLANO

COMMUNITY INVESTMENT PROGRAM

Project Name: Residential Repair - Legacy Townhomes

Project Number: 330026

Start Date: Oct. 2023

Description:

Completion Date: Sep. 2026

Repair of sidewalks within Legacy Townhomes

Project PW-S-00029



EXPENDITURES	Prior Years	Re-Estimate	2024-25	2025-26	2026-27	2027-28	2028-29	Future Yrs	Total
Land	0	0	0	0	0	0	0	0	0
Design	0	100,000	0	0	0	0	0	0	100,000
Construction	0	0	1,000,000	1,000,000	0	0	0	0	2,000,000
Equipment	0	0	0	0	0	0	0	0	0
TOTAL	0	100,000	1,000,000	1,000,000	0	0	0	0	2,100,000

REVENUES	Prior Years	Re-Estimate	2024-25	2025-26	2026-27	2027-28	2028-29	Future Yrs	Total
Bond Funds	0	100,000	1,000,000	1,000,000	0	0	0	0	2,100,000
N/A	0	0	0	0	0	0	0	0	0
N/A	0	0	0	0	0	0	0	0	0
TOTAL	0	100,000	1,000,000	1,000,000	0	0	0	0	2,100,000

OPERATING BUDGET IMPACT	2024-25	2025-26	2026-27	2027-28	2028-29	Future Yrs	Total
	0	0	0	0	0	0	0

CITY OF PLANO

COMMUNITY INVESTMENT PROGRAM

Project Name: Roadway Median Landscaping

Project Number: 37752

Start Date: Oct. 2011

Description:

Completion Date: Sep. 2029

Landscaping of thoroughfare medians throughout the City when water restrictions permit.



EXPENDITURES	Prior Years	Re-Estimate	2024-25	2025-26	2026-27	2027-28	2028-29	Future Yrs	Total
Land	0	0	0	0	0	0	0	0	0
Design	229,219	0	5,000	5,000	5,000	5,000	5,000	0	254,219
Construction	1,407,138	0	70,000	70,000	70,000	70,000	70,000	0	1,757,138
Equipment	122,163	0	0	0	0	0	0	0	122,163
TOTAL	1,758,520	0	75,000	75,000	75,000	75,000	75,000	0	2,133,520

REVENUES	Prior Years	Re-Estimate	2024-25	2025-26	2026-27	2027-28	2028-29	Future Yrs	Total
Bond Funds	1,563,634	0	75,000	75,000	75,000	75,000	75,000	0	1,938,634
Private Partici	194,886	0	0	0	0	0	0	0	194,886
N/A	0	0	0	0	0	0	0	0	0
TOTAL	1,758,520	0	75,000	75,000	75,000	75,000	75,000	0	2,133,520

OPERATING BUDGET IMPACT	2024-25	2025-26	2026-27	2027-28	2028-29	Future Yrs	Total
	0	0	0	0	0	0	0

CITY OF PLANO

COMMUNITY INVESTMENT PROGRAM

Project Name: Screening Wall Reconstruction

Project Number: 37838

Start Date: Oct. 2011

Description:

Completion Date: Sep. 2029

Complete reconstruction of concrete screening walls along major thoroughfares. Funding will be transferred to specific projects as they are identified.



EXPENDITURES	Prior Years	Re-Estimate	2024-25	2025-26	2026-27	2027-28	2028-29	Future Yrs	Total
Land	600	0	0	0	0	0	0	0	600
Design	76,896	1,500,000	500,000	1,000,000	1,000,000	1,000,000	1,000,000	0	6,076,896
Construction	392,841	0	1,404,010	5,000,000	5,000,000	5,000,000	5,000,000	0	21,796,851
Equipment	0	0	0	0	0	0	0	0	0
TOTAL	470,337	1,500,000	1,904,010	6,000,000	6,000,000	6,000,000	6,000,000	0	27,874,347

REVENUES	Prior Years	Re-Estimate	2024-25	2025-26	2026-27	2027-28	2028-29	Future Yrs	Total
Bond Funds	470,037	1,500,000	1,904,010	6,000,000	6,000,000	6,000,000	6,000,000	0	27,874,047
Map Sales	300	0	0	0	0	0	0	0	300
N/A	0	0	0	0	0	0	0	0	0
TOTAL	470,337	1,500,000	1,904,010	6,000,000	6,000,000	6,000,000	6,000,000	0	27,874,347

OPERATING BUDGET IMPACT	2024-25	2025-26	2026-27	2027-28	2028-29	Future Yrs	Total
	0	0	0	0	0	0	0

CITY OF PLANO

COMMUNITY INVESTMENT PROGRAM

Project Name: Screening Wall Replacement- Amelia/Park/Custer/Wdbrn Crs

Project Number: 37874

Start Date: Oct. 2020

Description:

Completion Date: Sep. 2024

Project includes removal and replacement of 2,510' of screening wall, alley pavement, and sidewalks along Amelia Court, Park Blvd, Woodburn Corners, and Custer Road.

Project ENG-S-7290



EXPENDITURES	Prior Years	Re-Estimate	2024-25	2025-26	2026-27	2027-28	2028-29	Future Yrs	Total
Land	244	0	0	0	0	0	0	0	244
Design	237,391	30,000	0	0	0	0	0	0	267,391
Construction	1,682,200	850,000	0	0	0	0	0	0	2,532,200
Equipment	0	0	0	0	0	0	0	0	0
TOTAL	1,919,835	880,000	0	0	0	0	0	0	2,799,835

REVENUES	Prior Years	Re-Estimate	2024-25	2025-26	2026-27	2027-28	2028-29	Future Yrs	Total
Bond Funds	1,919,835	880,000	0	0	0	0	0	0	2,799,835
N/A	0	0	0	0	0	0	0	0	0
N/A	0	0	0	0	0	0	0	0	0
TOTAL	1,919,835	880,000	0	0	0	0	0	0	2,799,835

OPERATING BUDGET IMPACT	2024-25	2025-26	2026-27	2027-28	2028-29	Future Yrs	Total
	0	0	0	0	0	0	0

CITY OF PLANO

COMMUNITY INVESTMENT PROGRAM

Project Name: Screening Wall Replacement - Coit Rd

Project Number: 330005

Start Date: Oct. 2022

Description:

Completion Date: Sep. 2027

Includes the removal and replacement of 3,840 LF of screening walls and sidewalks in the Saigling Square and Biltmore Patio neighborhoods at the following locations:

1. Irvine Drive to W Parker Rd (3,180 LF)
2. Bluebonnet Trail to Arizona Court (660 LF)

Project ENG-S-00001

(Migrated from previous account #37879)



EXPENDITURES	Prior Years	Re-Estimate	2024-25	2025-26	2026-27	2027-28	2028-29	Future Yrs	Total
Land	0	0	0	0	0	0	0	0	0
Design	25,000	420,000	140,000	40,000	20,000	0	0	0	645,000
Construction	0	0	0	3,000,000	2,750,000	0	0	0	5,750,000
Equipment	0	0	0	0	0	0	0	0	0
TOTAL	25,000	420,000	140,000	3,040,000	2,770,000	0	0	0	6,395,000

REVENUES	Prior Years	Re-Estimate	2024-25	2025-26	2026-27	2027-28	2028-29	Future Yrs	Total
Bond Funds	25,000	420,000	140,000	3,040,000	2,770,000	0	0	0	6,395,000
N/A	0	0	0	0	0	0	0	0	0
N/A	0	0	0	0	0	0	0	0	0
TOTAL	25,000	420,000	140,000	3,040,000	2,770,000	0	0	0	6,395,000

OPERATING BUDGET IMPACT	2024-25	2025-26	2026-27	2027-28	2028-29	Future Yrs	Total
	0	0	0	0	0	0	0

CITY OF PLANO

COMMUNITY INVESTMENT PROGRAM

Project Name: Screening Wall Replacement - Custer Rd from Treehouse Ln...

Project Number: 37787

Start Date: Jun. 2019

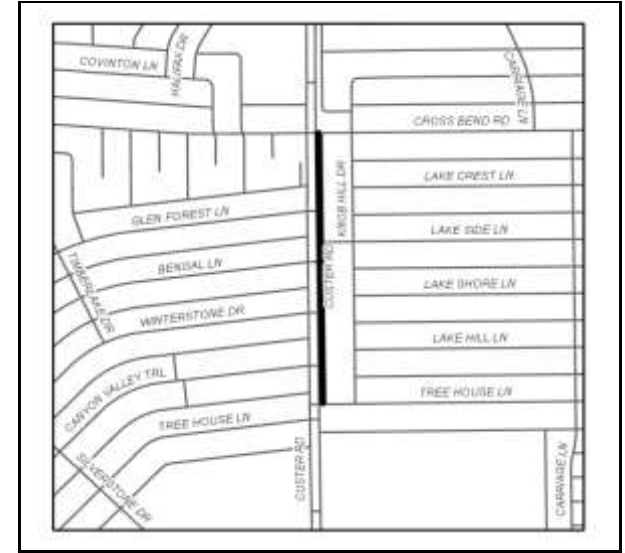
Description:

Completion Date: Sep. 2024

Project includes new screening wall along Custer Rd from Treehouse Lane to Cross Bend Drive.

Professional services awarded to Nathan D Maier Consulting Engineers in July 2019.

Project ENG-S-7140



EXPENDITURES	Prior Years	Re-Estimate	2024-25	2025-26	2026-27	2027-28	2028-29	Future Yrs	Total
Land	0	0	0	0	0	0	0	0	0
Design	222,988	11,000	0	0	0	0	0	0	233,988
Construction	546,736	0	0	0	0	0	0	0	546,736
Equipment	0	0	0	0	0	0	0	0	0
TOTAL	769,724	11,000	0	0	0	0	0	0	780,724

REVENUES	Prior Years	Re-Estimate	2024-25	2025-26	2026-27	2027-28	2028-29	Future Yrs	Total
Bond Funds	769,724	11,000	0	0	0	0	0	0	780,724
N/A	0	0	0	0	0	0	0	0	0
N/A	0	0	0	0	0	0	0	0	0
TOTAL	769,724	11,000	0	0	0	0	0	0	780,724

OPERATING BUDGET IMPACT	2024-25	2025-26	2026-27	2027-28	2028-29	Future Yrs	Total
	0	0	0	0	0	0	0

CITY OF PLANO

COMMUNITY INVESTMENT PROGRAM

Project Name: Screening Wall Replacement - Hickory Ridge, et.al.

Project Number: 334255

Start Date: Feb. 2024

Description:

Completion Date: Feb. 2027

This project involves the reconstruction of 7,950 L.F. of existing screening walls at Hickory Ridge, The Woods of Sun creek, and Independence Parkway.

Project ENG-S-00010



EXPENDITURES	Prior Years	Re-Estimate	2024-25	2025-26	2026-27	2027-28	2028-29	Future Yrs	Total
Land	0	0	0	0	0	0	0	0	0
Design	0	150,000	350,000	250,000	150,000	0	0	0	900,000
Construction	0	0	0	2,500,000	4,000,000	3,000,000	0	0	9,500,000
Equipment	0	0	0	0	0	0	0	0	0
TOTAL	0	150,000	350,000	2,750,000	4,150,000	3,000,000	0	0	10,400,000

REVENUES	Prior Years	Re-Estimate	2024-25	2025-26	2026-27	2027-28	2028-29	Future Yrs	Total
Bond Funds	0	150,000	350,000	2,750,000	4,150,000	3,000,000	0	0	10,400,000
N/A	0	0	0	0	0	0	0	0	0
N/A	0	0	0	0	0	0	0	0	0
TOTAL	0	150,000	350,000	2,750,000	4,150,000	3,000,000	0	0	10,400,000

OPERATING BUDGET IMPACT	2024-25	2025-26	2026-27	2027-28	2028-29	Future Yrs	Total
	0	0	0	0	0	0	0

CITY OF PLANO

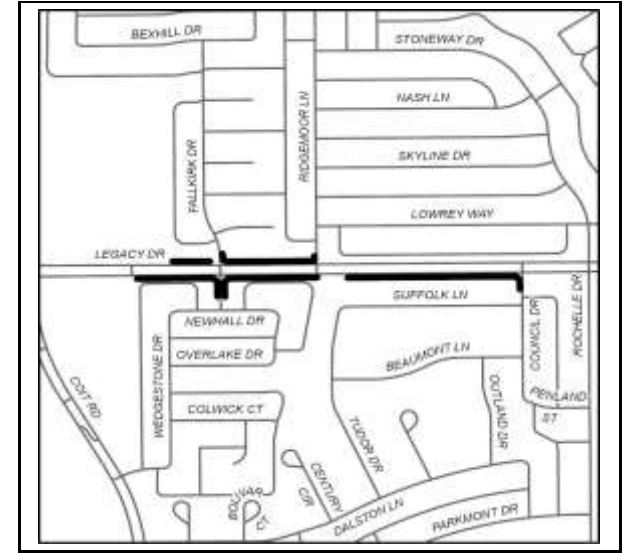
COMMUNITY INVESTMENT PROGRAM

Project Name: Screening Wall Replacement - Legacy Drive
Project Number: 37877 **Start Date:** Nov. 2021
Description: **Completion Date:** Sep. 2025

Project includes removal and replacement of 2,085 LF of screening wall and sidewalks in the Willow Bend Estates neighborhood at the following locations:

1. West of Fallkirk Drive on the north side of Legacy Drive (180 LF)
2. Fallkirk Drive to Ridgemoor Lane on the north side of Legacy Drive (320 LF)
3. West of Fallkirk Drive on the south side of Legacy Drive (360 LF)
4. Fallkirk Drive to Council Drive on the south side of Legacy Drive (1,225 LF)

Project ENG-S-7463



EXPENDITURES	Prior Years	Re-Estimate	2024-25	2025-26	2026-27	2027-28	2028-29	Future Yrs	Total
Land	1,229	50,000	0	0	0	0	0	0	51,229
Design	244,570	60,000	25,000	10,000	0	0	0	0	339,570
Construction	0	0	1,500,000	750,000	0	0	0	0	2,250,000
Equipment	0	0	0	0	0	0	0	0	0
TOTAL	245,799	110,000	1,525,000	760,000	0	0	0	0	2,640,799

REVENUES	Prior Years	Re-Estimate	2024-25	2025-26	2026-27	2027-28	2028-29	Future Yrs	Total
Bond Funds	245,799	110,000	1,525,000	760,000	0	0	0	0	2,640,799
N/A	0	0	0	0	0	0	0	0	0
N/A	0	0	0	0	0	0	0	0	0
TOTAL	245,799	110,000	1,525,000	760,000	0	0	0	0	2,640,799

OPERATING BUDGET IMPACT	2024-25	2025-26	2026-27	2027-28	2028-29	Future Yrs	Total
	0	0	0	0	0	0	0

CITY OF PLANO

COMMUNITY INVESTMENT PROGRAM

Project Name: Screening Wall Replacement - Marsh Ln

Project Number: 330031

Start Date: Oct. 2022

Description:

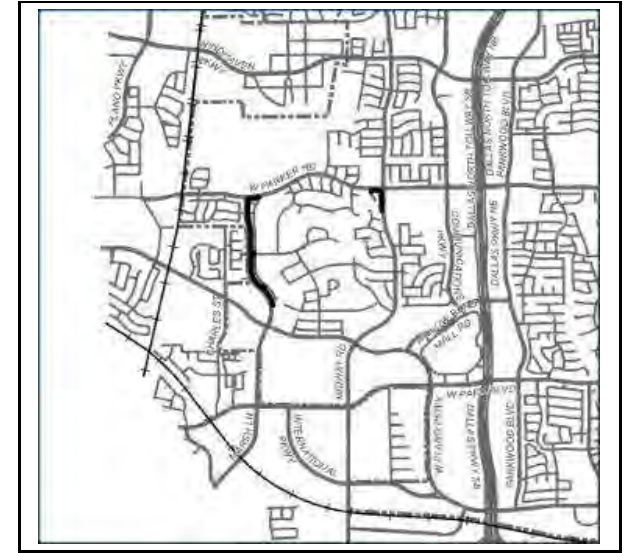
Completion Date: Sep. 2027

Includes the removal and replacement of 4,510 LF of screening walls and sidewalks in the Hills of Prestonwood neighborhood at the following locations:

1. 2505 Preston Wood Drive to Palm Aire Drive (along Marsh Lane) (650 LF)
2. Palm Aire Drive to Coumbine Way (along Marsh Lane) (1,270 LF)
3. Columbine Way to Eagle Vail Drive (along Marsh Lane) (1,260 LF)
4. Marsh Lane to Prestonwood Cul-de-Sac (along W Parker Rd) (340 LF)
5. Hunter Lane to Creek on Midway Road (720 LF south of Parker Rd) (990 LF)

Project ENG-S-00004

(Migrated from previous account #37878)



EXPENDITURES	Prior Years	Re-Estimate	2024-25	2025-26	2026-27	2027-28	2028-29	Future Yrs	Total
Land	0	0	0	0	0	0	0	0	0
Design	13,237	275,000	60,000	10,000	10,000	0	0	0	368,237
Construction	0	0	0	2,500,000	2,400,000	0	0	0	4,900,000
Equipment	0	0	0	0	0	0	0	0	0
TOTAL	13,237	275,000	60,000	2,510,000	2,410,000	0	0	0	5,268,237

REVENUES	Prior Years	Re-Estimate	2024-25	2025-26	2026-27	2027-28	2028-29	Future Yrs	Total
Bond Funds	13,237	275,000	60,000	2,610,000	2,410,000	0	0	0	5,368,237
N/A	0	0	0	0	0	0	0	0	0
N/A	0	0	0	0	0	0	0	0	0
TOTAL	13,237	275,000	60,000	2,610,000	2,410,000	0	0	0	5,368,237

OPERATING BUDGET IMPACT	2024-25	2025-26	2026-27	2027-28	2028-29	Future Yrs	Total
	0	0	0	0	0	0	0

CITY OF PLANO

COMMUNITY INVESTMENT PROGRAM

Project Name: Screening Wall Replacement - Ohio Dr at Hedgcoxe Rd, McDerm

Project Number: 37873

Start Date: Oct. 2019

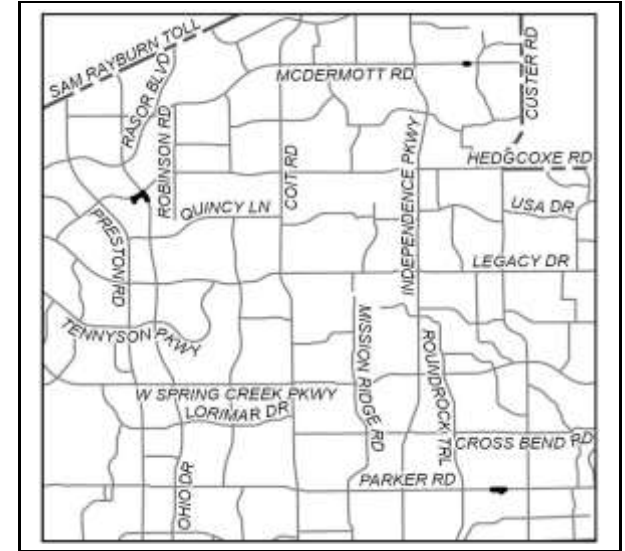
Description:

Completion Date: Sep. 2024

Removal and replacement of 1,550 linear feet of screening wall, alley pavement and sidewalks at the following locations:

1. Ohio Drive at Hedgcoxe Road - SW corner of the intersection between Gladstone Drive and Rockcreek Lane (810 lf)
2. McDermott Road - Behind 2525 Brycewood Drive (160 lf)
3. Parker Road - 425' west and 150' east of Tree House Lane (580 lf)

Project ENG-S-7215



EXPENDITURES	Prior Years	Re-Estimate	2024-25	2025-26	2026-27	2027-28	2028-29	Future Yrs	Total
Land	406	0	0	0	0	0	0	0	406
Design	175,595	0	0	0	0	0	0	0	175,595
Construction	1,329,620	15,000	0	0	0	0	0	0	1,344,620
Equipment	0	0	0	0	0	0	0	0	0
TOTAL	1,505,621	15,000	0	0	0	0	0	0	1,520,621

REVENUES	Prior Years	Re-Estimate	2024-25	2025-26	2026-27	2027-28	2028-29	Future Yrs	Total
Bond Funds	1,505,621	15,000	0	0	0	0	0	0	1,520,621
N/A	0	0	0	0	0	0	0	0	0
N/A	0	0	0	0	0	0	0	0	0
TOTAL	1,505,621	15,000	0	0	0	0	0	0	1,520,621

OPERATING BUDGET IMPACT	2024-25	2025-26	2026-27	2027-28	2028-29	Future Yrs	Total
	0	0	0	0	0	0	0

CITY OF PLANO

COMMUNITY INVESTMENT PROGRAM

Project Name: Screening Wall Replacement - Parkwood/Nassau/Willow Bend

Project Number: 37876

Start Date: Nov. 2021

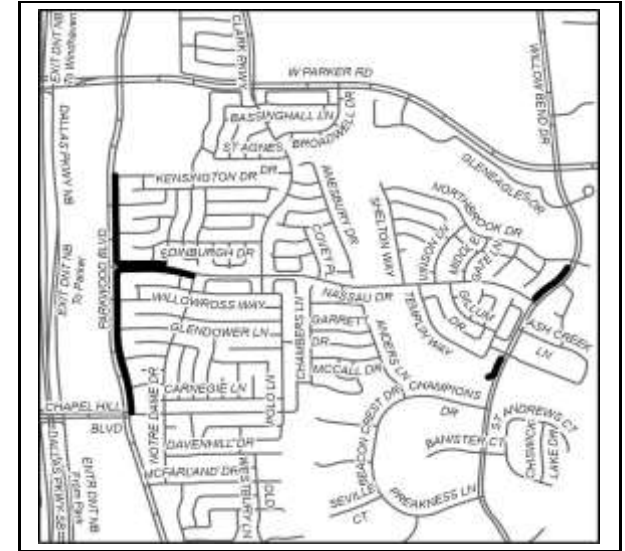
Description:

Completion Date: Sep. 2026

Project includes removal and replacement of 4,495 LF of screening wall and sidewalks in the Willow Bend Estates neighborhood at the following locations:

1. Northeast corner of Parkwood Blvd and Nassau Drive (1,370 LF)
2. Southeast corner of Parkwood Blvd and Nassau Drive (2,425 LF)
3. West side of Willow Bend Drive, north of Nassau Drive (500 LF)
4. West side of Willow Bend Drive, south of Weatherby Lane (200 LF)

Project ENG-O-7462



EXPENDITURES	Prior Years	Re-Estimate	2024-25	2025-26	2026-27	2027-28	2028-29	Future Yrs	Total
Land	0	0	0	0	0	0	0	0	0
Design	413,690	50,000	20,000	10,000	0	0	0	0	493,690
Construction	0	200,000	4,500,000	1,500,000	0	0	0	0	6,200,000
Equipment	0	0	0	0	0	0	0	0	0
TOTAL	413,690	250,000	4,520,000	1,510,000	0	0	0	0	6,693,690

REVENUES	Prior Years	Re-Estimate	2024-25	2025-26	2026-27	2027-28	2028-29	Future Yrs	Total
Bond Funds	413,690	250,000	4,520,000	1,510,000	0	0	0	0	6,693,690
N/A	0	0	0	0	0	0	0	0	0
N/A	0	0	0	0	0	0	0	0	0
TOTAL	413,690	250,000	4,520,000	1,510,000	0	0	0	0	6,693,690

OPERATING BUDGET IMPACT	2024-25	2025-26	2026-27	2027-28	2028-29	Future Yrs	Total
	0	0	0	0	0	0	0

CITY OF PLANO

COMMUNITY INVESTMENT PROGRAM

Project Name: Screening Wall Replacement - Redwolf Lane and 15th Street
Project Number: 37828 **Start Date:** Jun. 2019
Description: **Completion Date:** Sep. 2023

Reconstruction of existing screening walls in the following locations:

1. Red Wolf Ln from Windhaven Parkway to End
2. 15th Street from Pittman Creek to Westwood Drive

Project ENG-S-7134



EXPENDITURES	Prior Years	Re-Estimate	2024-25	2025-26	2026-27	2027-28	2028-29	Future Yrs	Total
Land	0	0	0	0	0	0	0	0	0
Design	241,706	0	0	0	0	0	0	0	241,706
Construction	1,759,676	5,000	0	0	0	0	0	0	1,764,676
Equipment	0	0	0	0	0	0	0	0	0
TOTAL	2,001,382	5,000	0	0	0	0	0	0	2,006,382

REVENUES	Prior Years	Re-Estimate	2024-25	2025-26	2026-27	2027-28	2028-29	Future Yrs	Total
Bond Funds	2,001,382	5,000	0	0	0	0	0	0	2,006,382
N/A	0	0	0	0	0	0	0	0	0
N/A	0	0	0	0	0	0	0	0	0
TOTAL	2,001,382	5,000	0	0	0	0	0	0	2,006,382

OPERATING BUDGET IMPACT	2024-25	2025-26	2026-27	2027-28	2028-29	Future Yrs	Total
	0	0	0	0	0	0	0

CITY OF PLANO

COMMUNITY INVESTMENT PROGRAM

Project Name: Screening Wall Replacement - Stone Lake Estates

Project Number: 334256

Start Date: Feb. 2024

Description:

Completion Date: Apr. 2027

Project includes removal and replacement of approximately 3,800 LF of screening wall in the Stone Lake Estates neighborhood at the following locations: 1. Beaver Creek to Tiburon Drive on the east side of Parkwood Blvd 2. Tiburon Drive to W. Plano Pkwy on the east side of Parkwood Blvd 3. Parkwood Blvd to Balcones Drive on the north side of W. Plano Pkwy. 4. East side of Balcones Drive, on the north side of W. Plano Pkwy

Project ENG-S-00011



EXPENDITURES	Prior Years	Re-Estimate	2024-25	2025-26	2026-27	2027-28	2028-29	Future Yrs	Total
Land	0	0	0	0	0	0	0	0	0
Design	0	60,000	250,000	70,000	40,000	0	0	0	420,000
Construction	0	0	0	1,500,000	2,500,000	0	0	0	4,000,000
Equipment	0	0	0	0	0	0	0	0	0
TOTAL	0	60,000	250,000	1,570,000	2,540,000	0	0	0	4,420,000

REVENUES	Prior Years	Re-Estimate	2024-25	2025-26	2026-27	2027-28	2028-29	Future Yrs	Total
Bond Funds	0	60,000	250,000	1,570,000	2,540,000	0	0	0	4,420,000
N/A	0	0	0	0	0	0	0	0	0
N/A	0	0	0	0	0	0	0	0	0
TOTAL	0	60,000	250,000	1,570,000	2,540,000	0	0	0	4,420,000

OPERATING BUDGET IMPACT	2024-25	2025-26	2026-27	2027-28	2028-29	Future Yrs	Total
	0	0	0	0	0	0	0

CITY OF PLANO

COMMUNITY INVESTMENT PROGRAM

Project Name: Screening Wall Replacement: Park/Parker/Independen/14th/15th

Project Number: 37880

Start Date: Oct. 2022

Description:

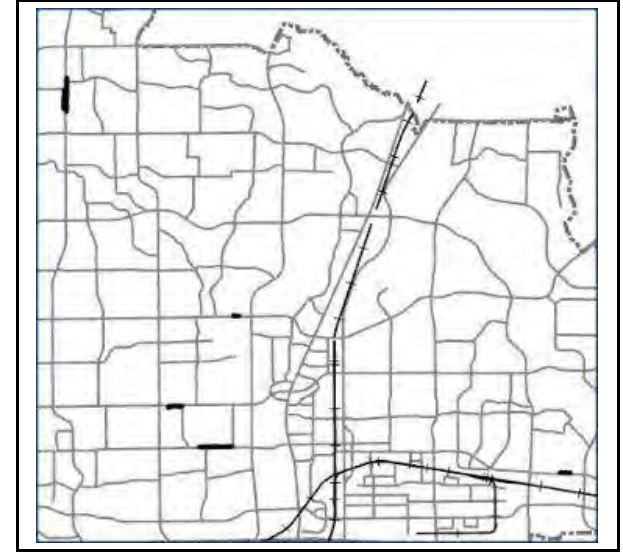
Completion Date: Sep. 2026

Includes the removal and replacement of 6,570 LF of screening walls, adjacent sidewalks and alleys at the following locations:

1. West Park Blvd (1901 - 1949 Keystone Drive) (860 LF)
2. West Parker Road (Pinion Drive to 1200 Jojoba Court) (325 LF)
3. Independence Parkway (West Side) (Clymer Drive to Caravan Drive) (1,180 LF)
4. Independence Parkway (East Side) (Bowie Drive to Val Verde Drive) (1,780 LF)
5. 14th Street (1401 - 4008 Ridge Gate Drive) (575 LF)
6. 15th Street (1400 - 1712 Amazon Drive) (1,850 LF)

The project also includes a feasibility study for replacement of a living screen with a brick masonry wall between Independence Pkwy and Stratford Drive along the south side of Park Blvd (2,880 LF).

Project ENG-S-7574



EXPENDITURES	Prior Years	Re-Estimate	2024-25	2025-26	2026-27	2027-28	2028-29	Future Yrs	Total
Land	200	0	0	0	0	0	0	0	200
Design	561,302	100,000	50,000	25,000	0	0	0	0	736,302
Construction	0	500,000	3,500,000	1,000,000	0	0	0	0	5,000,000
Equipment	0	0	0	0	0	0	0	0	0
TOTAL	561,502	600,000	3,550,000	1,025,000	0	0	0	0	5,736,502

REVENUES	Prior Years	Re-Estimate	2024-25	2025-26	2026-27	2027-28	2028-29	Future Yrs	Total
Bond Funds	561,502	600,000	3,550,000	1,025,000	0	0	0	0	5,736,502
N/A	0	0	0	0	0	0	0	0	0
N/A	0	0	0	0	0	0	0	0	0
TOTAL	561,502	600,000	3,550,000	1,025,000	0	0	0	0	5,736,502

OPERATING BUDGET IMPACT	2024-25	2025-26	2026-27	2027-28	2028-29	Future Yrs	Total
	0	0	0	0	0	0	0

CITY OF PLANO

COMMUNITY INVESTMENT PROGRAM

Project Name: SH 121 Signal Upgrade 17 CMAQ

Project Number: 330050

Start Date: Jan. 2023

Description:

Completion Date: Aug. 2024

Signal controller, cabinet, and software upgrades along the SH 121 corridor from Spring Creek Parkway to Custer Road. (See TIP 19007)

Project TP-S-00008

(Migrated from previous account #36702)



EXPENDITURES	Prior Years	Re-Estimate	2024-25	2025-26	2026-27	2027-28	2028-29	Future Yrs	Total
Land	0	0	0	0	0	0	0	0	0
Design	0	0	0	0	0	0	0	0	0
Construction	0	18,773	0	0	0	0	0	0	18,773
Equipment	0	0	383,227	0	0	0	0	0	383,227
TOTAL	0	18,773	383,227	0	0	0	0	0	402,000

REVENUES	Prior Years	Re-Estimate	2024-25	2025-26	2026-27	2027-28	2028-29	Future Yrs	Total
Bond Funds	0	0	0	0	0	0	0	0	0
CMAQ Grants	0	18,773	383,227	0	0	0	0	0	402,000
N/A	0	0	0	0	0	0	0	0	0
TOTAL	0	18,773	383,227	0	0	0	0	0	402,000

OPERATING BUDGET IMPACT	2024-25	2025-26	2026-27	2027-28	2028-29	Future Yrs	Total
	0	0	0	0	0	0	0

CITY OF PLANO

COMMUNITY INVESTMENT PROGRAM

Project Name: Shiloh Road Expansion- Park Blvd to 14th St
Project Number: 330016 **Start Date:** Feb. 2019
Description: **Completion Date:** Sep. 2024

Construction of the two eastern lanes to complete a four-lane divided thoroughfare.

Design awarded to Kimley-Horn & Associates in February 2019.

Project ENG-CMB-00001

(See also Water CIP #360012)

(Migrated from previous account #31260)



EXPENDITURES	Prior Years	Re-Estimate	2024-25	2025-26	2026-27	2027-28	2028-29	Future Yrs	Total
Land	16,820	0	0	0	0	0	0	0	16,820
Design	1,091,336	400,000	0	0	0	0	0	0	1,491,336
Construction	8,263,083	5,300,000	0	0	0	0	0	0	13,563,083
Equipment	0	0	0	0	0	0	0	0	0
TOTAL	9,371,239	5,700,000	0	0	0	0	0	0	15,071,239

REVENUES	Prior Years	Re-Estimate	2024-25	2025-26	2026-27	2027-28	2028-29	Future Yrs	Total
Bond Funds	3,438,733	2,622,506	0	0	0	0	0	0	6,061,239
Collin County	2,505,000	2,505,000	0	0	0	0	0	0	5,010,000
DART ILA	3,427,506	572,494	0	0	0	0	0	0	4,000,000
TOTAL	9,371,239	5,700,000	0	0	0	0	0	0	15,071,239

OPERATING BUDGET IMPACT	2024-25	2025-26	2026-27	2027-28	2028-29	Future Yrs	Total
	0	0	0	0	0	0	0

CITY OF PLANO

COMMUNITY INVESTMENT PROGRAM

Project Name: Sidewalk Improvements - 15th Street and Plano Parkway

Project Number: 34559

Start Date: Jun. 2019

Description:

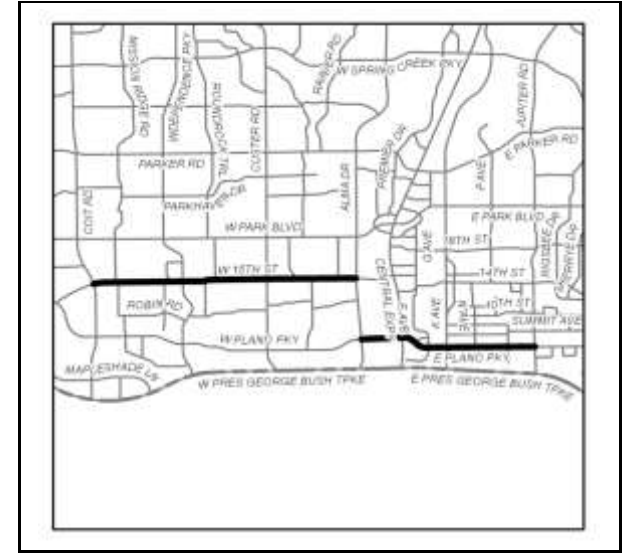
Completion Date: Sep. 2027

Project includes filling in missing sidewalk and bridge modifications for pedestrians in the following locations:

Phase I - 15th Street from Coit to Custer

Future Phases - 15th Street from Custer to Alma & Plano Parkway from Alma to Jupiter

Project ENG-O-7138.1



EXPENDITURES	Prior Years	Re-Estimate	2024-25	2025-26	2026-27	2027-28	2028-29	Future Yrs	Total
Land	731	0	0	0	0	0	0	0	731
Design	265,363	0	0	300,000	0	0	0	0	565,363
Construction	1,794,223	3,000	0	0	1,500,000	0	0	0	3,297,223
Equipment	0	0	0	0	0	0	0	0	0
TOTAL	2,060,317	3,000	0	300,000	1,500,000	0	0	0	3,863,317

REVENUES	Prior Years	Re-Estimate	2024-25	2025-26	2026-27	2027-28	2028-29	Future Yrs	Total
Bond Funds	2,060,317	3,000	0	300,000	1,500,000	0	0	0	3,863,317
N/A	0	0	0	0	0	0	0	0	0
N/A	0	0	0	0	0	0	0	0	0
TOTAL	2,060,317	3,000	0	300,000	1,500,000	0	0	0	3,863,317

OPERATING BUDGET IMPACT	2024-25	2025-26	2026-27	2027-28	2028-29	Future Yrs	Total
	0	0	0	0	0	0	0

CITY OF PLANO

COMMUNITY INVESTMENT PROGRAM

Project Name: Sidewalk Improvements - Rockbrook/Trailridge/E Park/Lakeview

Project Number: 34601

Start Date: Nov. 2021

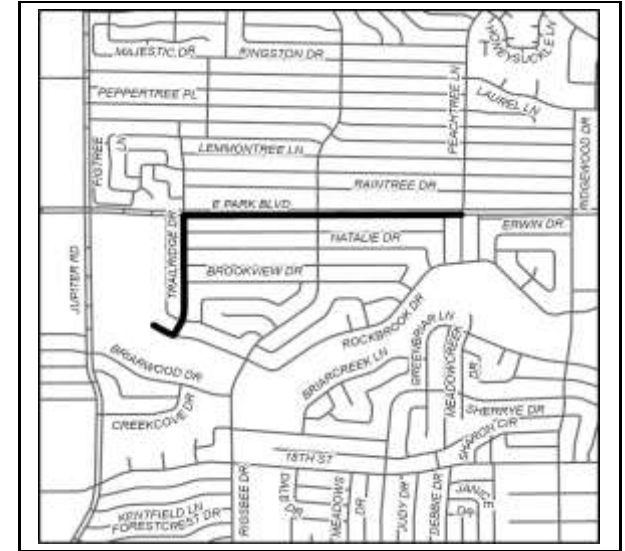
Description:

Completion Date: Nov. 2024

Project includes removal and replacement of 4,760 LF of sidewalk, barrier free ramps, and the addition of 410 LF of new sidewalk along Rockbrook Drive. In addition, the pedestrian bridge across Pittman Creek along Lakeview Trail will be replaced and ADA-compliant connections made on both ends to the sidewalk along Lakeview Trail.

Project includes the replacement of 1,250 LF of 6" and 8" cast iron water lines along Rockbrook Drive and Trailridge Drive.

Project ENG-S-7464



EXPENDITURES	Prior Years	Re-Estimate	2024-25	2025-26	2026-27	2027-28	2028-29	Future Yrs	Total
Land	0	0	0	0	0	0	0	0	0
Design	121,465	28,699	0	0	0	0	0	0	150,164
Construction	0	1,641,990	0	0	0	0	0	0	1,641,990
Equipment	0	0	0	0	0	0	0	0	0
TOTAL	121,465	1,670,689	0	0	0	0	0	0	1,792,154

REVENUES	Prior Years	Re-Estimate	2024-25	2025-26	2026-27	2027-28	2028-29	Future Yrs	Total
Bond Funds	121,465	1,670,689	0	0	0	0	0	0	1,792,154
N/A	0	0	0	0	0	0	0	0	0
N/A	0	0	0	0	0	0	0	0	0
TOTAL	121,465	1,670,689	0	0	0	0	0	0	1,792,154

OPERATING BUDGET IMPACT	2024-25	2025-26	2026-27	2027-28	2028-29	Future Yrs	Total
	0	0	0	0	0	0	0

CITY OF PLANO

COMMUNITY INVESTMENT PROGRAM

Project Name: Sidewalk Improvements- Plano Pkwy from Independence to Alma

Project Number: 34558

Start Date: Oct. 2017

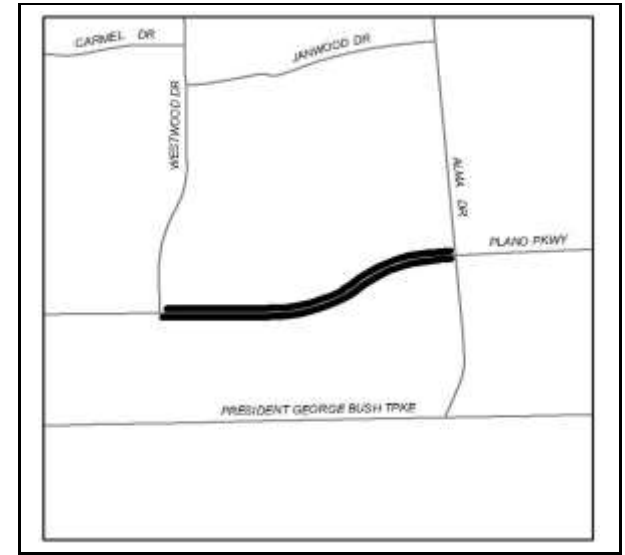
Description:

Completion Date: Oct. 2025

Project includes new sidewalks on both sides of Plano Pkwy from Westwood Drive to Alma Drive. The project also includes 2 pedestrian bridges over Pittman Creek.

Design services were awarded to Freese & Nichols in October 2017.

Project ENG-S-6901



EXPENDITURES	Prior Years	Re-Estimate	2024-25	2025-26	2026-27	2027-28	2028-29	Future Yrs	Total
Land	252,416	0	0	0	0	0	0	0	252,416
Design	447,541	40,000	0	0	0	0	0	0	487,541
Construction	1,981,261	700,000	1,270,000	0	0	0	0	0	3,951,261
Equipment	0	0	0	0	0	0	0	0	0
TOTAL	2,681,218	740,000	1,270,000	0	0	0	0	0	4,691,218

REVENUES	Prior Years	Re-Estimate	2024-25	2025-26	2026-27	2027-28	2028-29	Future Yrs	Total
Bond Funds	2,475,685	740,000	1,270,000	0	0	0	0	0	4,485,685
DART	205,533	0	0	0	0	0	0	0	205,533
N/A	0	0	0	0	0	0	0	0	0
TOTAL	2,681,218	740,000	1,270,000	0	0	0	0	0	4,691,218

OPERATING BUDGET IMPACT	2024-25	2025-26	2026-27	2027-28	2028-29	Future Yrs	Total
	0	0	0	0	0	0	0

CITY OF PLANO

COMMUNITY INVESTMENT PROGRAM

Project Name: Sidewalks

Project Number: 34555

Start Date: Oct. 2013

Description:

Completion Date: Sep. 2029

Installation of new sidewalks as necessary at locations that have yet not been identified.



EXPENDITURES	Prior Years	Re-Estimate	2024-25	2025-26	2026-27	2027-28	2028-29	Future Yrs	Total
Land	0	0	0	0	0	0	0	0	0
Design	10,126	0	0	0	0	0	0	0	10,126
Construction	53,546	0	571,203	1,250,000	1,250,000	1,250,000	1,250,000	0	5,624,749
Equipment	0	0	0	0	0	0	0	0	0
TOTAL	63,672	0	571,203	1,250,000	1,250,000	1,250,000	1,250,000	0	5,634,875

REVENUES	Prior Years	Re-Estimate	2024-25	2025-26	2026-27	2027-28	2028-29	Future Yrs	Total
Bond Funds	63,672	0	571,203	1,250,000	1,250,000	1,250,000	1,250,000	0	5,634,875
N/A	0	0	0	0	0	0	0	0	0
N/A	0	0	0	0	0	0	0	0	0
TOTAL	63,672	0	571,203	1,250,000	1,250,000	1,250,000	1,250,000	0	5,634,875

OPERATING BUDGET IMPACT	2024-25	2025-26	2026-27	2027-28	2028-29	Future Yrs	Total
	0	0	0	0	0	0	0

CITY OF PLANO

COMMUNITY INVESTMENT PROGRAM

Project Name: Spring Creek Pkwy - Park to Parker

Project Number: 31315

Start Date: Oct. 2018

Description:

Completion Date: Sep. 2029

Construction of the eastern two lanes on Spring Creek Parkway between Park Boulevard and Parker Road to complete a four-lane divided thoroughfare

Project ENG-S-7040



EXPENDITURES	Prior Years	Re-Estimate	2024-25	2025-26	2026-27	2027-28	2028-29	Future Yrs	Total
Land	0	0	0	0	0	0	0	0	0
Design	0	0	0	0	500,000	500,000	0	0	1,000,000
Construction	0	0	0	0	0	0	2,530,000	0	2,530,000
Equipment	0	0	0	0	0	0	0	0	0
TOTAL	0	0	0	0	500,000	500,000	2,530,000	0	3,530,000

REVENUES	Prior Years	Re-Estimate	2024-25	2025-26	2026-27	2027-28	2028-29	Future Yrs	Total
Bond Funds	0	0	0	0	500,000	500,000	2,530,000	0	3,530,000
N/A	0	0	0	0	0	0	0	0	0
N/A	0	0	0	0	0	0	0	0	0
TOTAL	0	0	0	0	500,000	500,000	2,530,000	0	3,530,000

OPERATING BUDGET IMPACT	2024-25	2025-26	2026-27	2027-28	2028-29	Future Yrs	Total
	0	0	0	0	0	0	0

CITY OF PLANO

COMMUNITY INVESTMENT PROGRAM

Project Name: Street Lighting

Project Number: 37760

Start Date: Oct. 2011

Description:

Completion Date: Sep. 2029

Installation of conduit and concrete bases for street lighting along major thoroughfare.



EXPENDITURES	Prior Years	Re-Estimate	2024-25	2025-26	2026-27	2027-28	2028-29	Future Yrs	Total
Land	0	0	0	0	0	0	0	0	0
Design	100,588	0	0	0	0	0	0	0	100,588
Construction	2,320,161	0	50,000	50,000	50,000	0	0	0	2,470,161
Equipment	11,751	0	0	0	0	0	0	0	11,751
TOTAL	2,432,500	0	50,000	50,000	50,000	0	0	0	2,582,500

REVENUES	Prior Years	Re-Estimate	2024-25	2025-26	2026-27	2027-28	2028-29	Future Yrs	Total
Bond Funds	2,431,730	0	50,000	50,000	50,000	0	0	0	2,581,730
Map Sales	770	0	0	0	0	0	0	0	770
N/A	0	0	0	0	0	0	0	0	0
TOTAL	2,432,500	0	50,000	50,000	50,000	0	0	0	2,582,500

OPERATING BUDGET IMPACT	2024-25	2025-26	2026-27	2027-28	2028-29	Future Yrs	Total
	0	0	0	0	0	0	0

CITY OF PLANO

COMMUNITY INVESTMENT PROGRAM

Project Name: Street Reconstruction

Project Number: 37791

Start Date: Oct. 2012

Description:

Completion Date: Sep. 2029

Complete reconstruction of concrete streets. Funding will be transferred to specific projects as they are identified.



EXPENDITURES	Prior Years	Re-Estimate	2024-25	2025-26	2026-27	2027-28	2028-29	Future Yrs	Total
Land	1,080	0	0	0	0	0	0	0	1,080
Design	229,563	0	0	0	0	0	0	0	229,563
Construction	1,470,551	1,500,000	1,348,674	5,000,000	5,000,000	5,000,000	5,000,000	0	24,319,225
Equipment	1,303	0	0	0	0	0	0	0	1,303
TOTAL	1,702,497	1,500,000	1,348,674	5,000,000	5,000,000	5,000,000	5,000,000	0	24,551,171

REVENUES	Prior Years	Re-Estimate	2024-25	2025-26	2026-27	2027-28	2028-29	Future Yrs	Total
Bond Funds	1,702,497	1,500,000	1,348,674	5,000,000	5,000,000	5,000,000	5,000,000	0	24,551,171
N/A	0	0	0	0	0	0	0	0	0
N/A	0	0	0	0	0	0	0	0	0
TOTAL	1,702,497	1,500,000	1,348,674	5,000,000	5,000,000	5,000,000	5,000,000	0	24,551,171

OPERATING BUDGET IMPACT	2024-25	2025-26	2026-27	2027-28	2028-29	Future Yrs	Total
	0	0	0	0	0	0	0

CITY OF PLANO

COMMUNITY INVESTMENT PROGRAM

Project Name: Traffic Cabinet, Local Controller, & Software Development
Project Number: 330046 **Start Date:** Jan. 2022
Description: Citywise traffic signal controller hardware and software upgrade. **Completion Date:** Sep. 2027



Project TP-S-00005

(Migrated from previous account #36760)

EXPENDITURES	Prior Years	Re-Estimate	2024-25	2025-26	2026-27	2027-28	2028-29	Future Yrs	Total
Land	0	0	0	0	0	0	0	0	0
Design	0	150,000	0	0	0	0	0	0	150,000
Construction	0	0	3,000,000	2,550,000	2,550,000	0	0	0	8,100,000
Equipment	0	0	0	0	0	0	0	0	0
TOTAL	0	150,000	3,000,000	2,550,000	2,550,000	0	0	0	8,250,000

REVENUES	Prior Years	Re-Estimate	2024-25	2025-26	2026-27	2027-28	2028-29	Future Yrs	Total
Bond Funds	0	150,000	3,000,000	2,550,000	2,550,000	0	0	0	8,250,000
N/A	0	0	0	0	0	0	0	0	0
N/A	0	0	0	0	0	0	0	0	0
TOTAL	0	150,000	3,000,000	2,550,000	2,550,000	0	0	0	8,250,000

OPERATING BUDGET IMPACT	2024-25	2025-26	2026-27	2027-28	2028-29	Future Yrs	Total
	0	0	0	0	0	0	0

CITY OF PLANO

COMMUNITY INVESTMENT PROGRAM

Project Name: Traffic Signalization

Project Number: 330052

Start Date: Apr. 2022

Description:

Completion Date: Sep. 2028

Construction of new traffic signals at at locations to be determined. Traffic signal controller, cabinet, battery back-up, and pedestrian detection upgrade installations.

Project TP-S-00010

(Migrated from previous account #36727)



EXPENDITURES	Prior Years	Re-Estimate	2024-25	2025-26	2026-27	2027-28	2028-29	Future Yrs	Total
Land	1,122	0	0	0	0	0	0	0	1,122
Design	626,829	0	0	0	400,000	0	0	0	1,026,829
Construction	7,856,182	0	0	0	1,700,000	1,700,000	0	0	11,256,182
Equipment	2,943,970	0	0	0	0	0	0	0	2,943,970
TOTAL	11,428,103	0	0	0	2,100,000	1,700,000	0	0	15,228,103

REVENUES	Prior Years	Re-Estimate	2024-25	2025-26	2026-27	2027-28	2028-29	Future Yrs	Total
Bond Funds	10,230,804	0	0	0	2,100,000	1,700,000	0	0	14,030,804
Private Partici	198,699	0	0	0	0	0	0	0	198,699
Federal Grant	998,600	0	0	0	0	0	0	0	998,600
TOTAL	11,428,103	0	0	0	2,100,000	1,700,000	0	0	15,228,103

OPERATING BUDGET IMPACT	2024-25	2025-26	2026-27	2027-28	2028-29	Future Yrs	Total
	0	0	0	0	0	0	0

CITY OF PLANO

COMMUNITY INVESTMENT PROGRAM

Project Name: Traffic Studies, Plans & Models

Project Number: 330053

Start Date: Mar. 2022

Description:

Completion Date: Sep. 2026

As needed funding for ad hoc traffic plans, models, studies, and design

Project TP-S-00011

(Migrated from previous account #36730)



EXPENDITURES	Prior Years	Re-Estimate	2024-25	2025-26	2026-27	2027-28	2028-29	Future Yrs	Total
Land	0	0	0	0	0	0	0	0	0
Design	325,333	60,000	75,000	75,000	0	0	0	0	535,333
Construction	0	0	0	0	0	0	0	0	0
Equipment	0	0	0	0	0	0	0	0	0
TOTAL	325,333	60,000	75,000	75,000	0	0	0	0	535,333

REVENUES	Prior Years	Re-Estimate	2024-25	2025-26	2026-27	2027-28	2028-29	Future Yrs	Total
Bond Funds	325,333	60,000	75,000	75,000	0	0	0	0	535,333
N/A	0	0	0	0	0	0	0	0	0
N/A	0	0	0	0	0	0	0	0	0
TOTAL	325,333	60,000	75,000	75,000	0	0	0	0	535,333

OPERATING BUDGET IMPACT	2024-25	2025-26	2026-27	2027-28	2028-29	Future Yrs	Total
	0	0	0	0	0	0	0

CITY OF PLANO

COMMUNITY INVESTMENT PROGRAM

Project Name: Transportation Technology Program Management Contract
Project Number: 330054 **Start Date:** Aug. 2022
Description: **Completion Date:** Sep. 2028
 Consultant program management contract for Transportaion Technology projects.

 Project TP-S-00012



(Migrated from previous account #36761)

EXPENDITURES	Prior Years	Re-Estimate	2024-25	2025-26	2026-27	2027-28	2028-29	Future Yrs	Total
Land	0	0	0	0	0	0	0	0	0
Design	78,060	160,000	214,000	175,000	175,000	175,000	0	0	977,060
Construction	0	0	0	0	0	0	0	0	0
Equipment	0	0	0	0	0	0	0	0	0
TOTAL	78,060	160,000	214,000	175,000	175,000	175,000	0	0	977,060

REVENUES	Prior Years	Re-Estimate	2024-25	2025-26	2026-27	2027-28	2028-29	Future Yrs	Total
Bond Funds	78,060	160,000	214,000	175,000	175,000	175,000	0	0	977,060
N/A	0	0	0	0	0	0	0	0	0
N/A	0	0	0	0	0	0	0	0	0
TOTAL	78,060	160,000	214,000	175,000	175,000	175,000	0	0	977,060

OPERATING BUDGET IMPACT	2024-25	2025-26	2026-27	2027-28	2028-29	Future Yrs	Total
	0	0	0	0	0	0	0

CITY OF PLANO

COMMUNITY INVESTMENT PROGRAM

Project Name: Vehicle Detection System

Project Number: 330055

Start Date: Oct. 2021

Description:

Completion Date: Sep. 2027

Design of Vehicle Detection System project in Capital Maintenance Fund #51156

Project TP-S-00013

(Migrated from previous account #36757)



EXPENDITURES	Prior Years	Re-Estimate	2024-25	2025-26	2026-27	2027-28	2028-29	Future Yrs	Total
Land	0	0	0	0	0	0	0	0	0
Design	174,169	41,487	0	0	0	0	0	0	215,656
Construction	0	0	4,220,000	2,110,000	2,110,000	0	0	0	8,440,000
Equipment	0	0	0	0	0	0	0	0	0
TOTAL	174,169	41,487	4,220,000	2,110,000	2,110,000	0	0	0	8,655,656

REVENUES	Prior Years	Re-Estimate	2024-25	2025-26	2026-27	2027-28	2028-29	Future Yrs	Total
Bond Funds	174,169	41,487	4,220,000	2,110,000	2,110,000	0	0	0	8,655,656
N/A	0	0	0	0	0	0	0	0	0
N/A	0	0	0	0	0	0	0	0	0
TOTAL	174,169	41,487	4,220,000	2,110,000	2,110,000	0	0	0	8,655,656

OPERATING BUDGET IMPACT	2024-25	2025-26	2026-27	2027-28	2028-29	Future Yrs	Total
	0	0	0	0	0	0	0

CITY OF PLANO

COMMUNITY INVESTMENT PROGRAM

Project Name: Water Rehab - Creekside Estates

Project Number: 334260

Start Date: Apr. 2024

Description:

Completion Date: Jul. 2026

Projects includes replacement of approximately 11,890 LF of water line and associated pavement in Creekside Estates neighborhood.

Project ENG-CMB-00007

(See also Water CIP #360254)



EXPENDITURES	Prior Years	Re-Estimate	2024-25	2025-26	2026-27	2027-28	2028-29	Future Yrs	Total
Land	0	0	0	0	0	0	0	0	0
Design	0	0	0	0	0	0	0	0	0
Construction	0	0	200,000	3,000,000	0	0	0	0	3,200,000
Equipment	0	0	0	0	0	0	0	0	0
TOTAL	0	0	200,000	3,000,000	0	0	0	0	3,200,000

REVENUES	Prior Years	Re-Estimate	2024-25	2025-26	2026-27	2027-28	2028-29	Future Yrs	Total
Bond Funds	0	0	200,000	3,000,000	0	0	0	0	3,200,000
N/A	0	0	0	0	0	0	0	0	0
N/A	0	0	0	0	0	0	0	0	0
TOTAL	0	0	200,000	3,000,000	0	0	0	0	3,200,000

OPERATING BUDGET IMPACT	2024-25	2025-26	2026-27	2027-28	2028-29	Future Yrs	Total
	0	0	0	0	0	0	0

CITY OF PLANO

COMMUNITY INVESTMENT PROGRAM

Project Name: Water Rehab - Cross Creek East

Project Number: 37452

Start Date: Dec. 2018

Description:

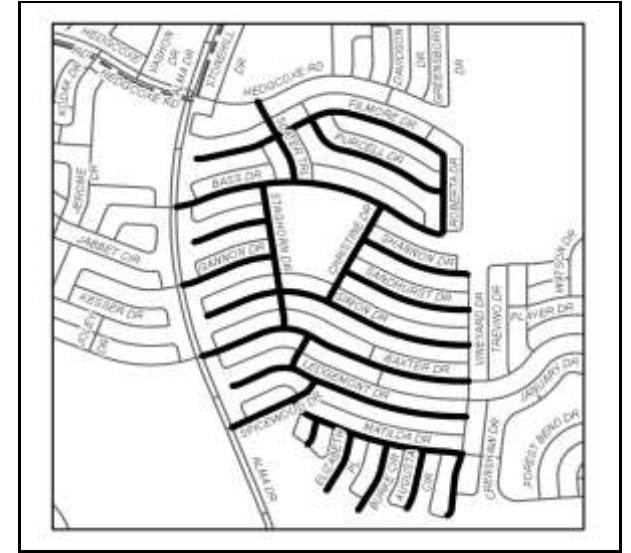
Completion Date: Sep. 2024

Approximately 23,000 linear feet of water line replacement in the Cross Creek Estates neighborhood, including pavement, sidewalk and barrier free ramp replacement.

Design awarded to Jerry Parche Consulting Engineers (#3A) and Jones & Carter (#3B) in December 2018.

Project ENG-W-7055.1

(See also Water CIP #68452)



EXPENDITURES	Prior Years	Re-Estimate	2024-25	2025-26	2026-27	2027-28	2028-29	Future Yrs	Total
Land	0	0	0	0	0	0	0	0	0
Design	0	0	0	0	0	0	0	0	0
Construction	2,640,405	800,000	0	0	0	0	0	0	3,440,405
Equipment	0	0	0	0	0	0	0	0	0
TOTAL	2,640,405	800,000	0	0	0	0	0	0	3,440,405

REVENUES	Prior Years	Re-Estimate	2024-25	2025-26	2026-27	2027-28	2028-29	Future Yrs	Total
Bond Funds	2,640,405	800,000	0	0	0	0	0	0	3,440,405
N/A	0	0	0	0	0	0	0	0	0
N/A	0	0	0	0	0	0	0	0	0
TOTAL	2,640,405	800,000	0	0	0	0	0	0	3,440,405

OPERATING BUDGET IMPACT	2024-25	2025-26	2026-27	2027-28	2028-29	Future Yrs	Total
	0	0	0	0	0	0	0

CITY OF PLANO

COMMUNITY INVESTMENT PROGRAM

Project Name: Water Rehab - Douglass Community
Project Number: 334265 **Start Date:** May. 2024
Description: **Completion Date:** Sep. 2027

Water and associated pavement rehabilitation in the Douglass Community.

Project ENG-W-00002

(See also Water CIP #360257)



EXPENDITURES	Prior Years	Re-Estimate	2024-25	2025-26	2026-27	2027-28	2028-29	Future Yrs	Total
Land	0	0	0	0	0	0	0	0	0
Design	0	0	0	0	0	0	0	0	0
Construction	0	0	300,000	1,300,000	600,000	0	0	0	2,200,000
Equipment	0	0	0	0	0	0	0	0	0
TOTAL	0	0	300,000	1,300,000	600,000	0	0	0	2,200,000

REVENUES	Prior Years	Re-Estimate	2024-25	2025-26	2026-27	2027-28	2028-29	Future Yrs	Total
Bond Funds	0	0	300,000	1,300,000	600,000	0	0	0	2,200,000
N/A	0	0	0	0	0	0	0	0	0
N/A	0	0	0	0	0	0	0	0	0
TOTAL	0	0	300,000	1,300,000	600,000	0	0	0	2,200,000

OPERATING BUDGET IMPACT	2024-25	2025-26	2026-27	2027-28	2028-29	Future Yrs	Total
	0	0	0	0	0	0	0

CITY OF PLANO

COMMUNITY INVESTMENT PROGRAM

Project Name: Water Rehab - Frontier/Webster/Keenan/Redondo/Raywood/Spr P

Project Number: 37201

Start Date: Oct. 2021

Description:

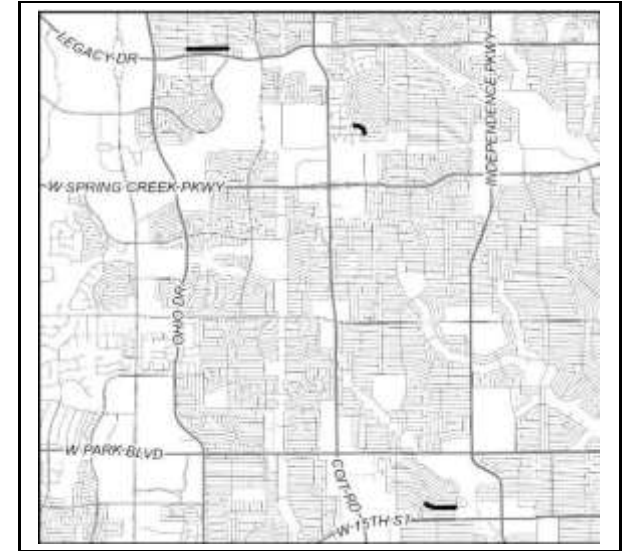
Completion Date: Aug. 2023

Project includes replacement of 5,515 linear feet of water line at the following locations:

1. Frontier Lane (Tucson Court to End) (1,150 LF)
2. Sparrows Point Drive (Deerfield Drive to Country Place Drive) (1,435 LF)
3. Webster Drive (Stratford Drive to Evans Drive) (1,570 LF)
4. Keenan Circle (Pebble Vale Drive to End) (380 LF)
5. Redondo Circle (Pebble Vale Drive to End) (470 LF)
6. Raywood Circle (Pebble Vale Drive to End) (510 LF).

Project ENG-W-7295

(See also Water CIP #68991)



EXPENDITURES	Prior Years	Re-Estimate	2024-25	2025-26	2026-27	2027-28	2028-29	Future Yrs	Total
Land	0	0	0	0	0	0	0	0	0
Design	0	0	0	0	0	0	0	0	0
Construction	1,393,145	2,500	0	0	0	0	0	0	1,395,645
Equipment	0	0	0	0	0	0	0	0	0
TOTAL	1,393,145	2,500	0	0	0	0	0	0	1,395,645

REVENUES	Prior Years	Re-Estimate	2024-25	2025-26	2026-27	2027-28	2028-29	Future Yrs	Total
Bond Funds	1,393,145	2,500	0	0	0	0	0	0	1,395,645
N/A	0	0	0	0	0	0	0	0	0
N/A	0	0	0	0	0	0	0	0	0
TOTAL	1,393,145	2,500	0	0	0	0	0	0	1,395,645

OPERATING BUDGET IMPACT	2024-25	2025-26	2026-27	2027-28	2028-29	Future Yrs	Total
	0	0	0	0	0	0	0

CITY OF PLANO

COMMUNITY INVESTMENT PROGRAM

Project Name: Water Rehab - Kimberlea Additions

Project Number: 334264

Start Date: May. 2024

Description:

Completion Date: Sep. 2027

Project ENG-W-00001

(See also Water CIP #360256)



EXPENDITURES	Prior Years	Re-Estimate	2024-25	2025-26	2026-27	2027-28	2028-29	Future Yrs	Total
Land	0	0	0	0	0	0	0	0	0
Design	0	0	0	0	0	0	0	0	0
Construction	0	0	100,000	1,800,000	1,100,000	0	0	0	3,000,000
Equipment	0	0	0	0	0	0	0	0	0
TOTAL	0	0	100,000	1,800,000	1,100,000	0	0	0	3,000,000

REVENUES	Prior Years	Re-Estimate	2024-25	2025-26	2026-27	2027-28	2028-29	Future Yrs	Total
Bond Funds	0	0	100,000	1,800,000	1,100,000	0	0	0	3,000,000
N/A	0	0	0	0	0	0	0	0	0
N/A	0	0	0	0	0	0	0	0	0
TOTAL	0	0	100,000	1,800,000	1,100,000	0	0	0	3,000,000

OPERATING BUDGET IMPACT	2024-25	2025-26	2026-27	2027-28	2028-29	Future Yrs	Total
	0	0	0	0	0	0	0

CITY OF PLANO

COMMUNITY INVESTMENT PROGRAM

Project Name: Water Rehab - Los Rios Addition and Ranch Estates
Project Number: 334258 **Start Date:** Mar. 2024
Description: **Completion Date:** Sep. 2027

Projects includes replacement of approximately 13,780 LF of water line and associated pavement in Los Rios Addition and Ranch Estates neighborhood.

Project ENG-CMB-00005

(See also Water CIP #360252)



EXPENDITURES	Prior Years	Re-Estimate	2024-25	2025-26	2026-27	2027-28	2028-29	Future Yrs	Total
Land	0	0	0	0	0	0	0	0	0
Design	0	0	0	0	0	0	0	0	0
Construction	0	0	100,000	2,000,000	1,500,000	0	0	0	3,600,000
Equipment	0	0	0	0	0	0	0	0	0
TOTAL	0	0	100,000	2,000,000	1,500,000	0	0	0	3,600,000

REVENUES	Prior Years	Re-Estimate	2024-25	2025-26	2026-27	2027-28	2028-29	Future Yrs	Total
Bond Funds	0	0	100,000	2,000,000	1,500,000	0	0	0	3,600,000
N/A	0	0	0	0	0	0	0	0	0
N/A	0	0	0	0	0	0	0	0	0
TOTAL	0	0	100,000	2,000,000	1,500,000	0	0	0	3,600,000

OPERATING BUDGET IMPACT	2024-25	2025-26	2026-27	2027-28	2028-29	Future Yrs	Total
	0	0	0	0	0	0	0

CITY OF PLANO

COMMUNITY INVESTMENT PROGRAM

Project Name: Water Rehab - Park Blvd Phase 2 (US75 to East City Limits)

Project Number: 330032

Start Date: Jan. 2023

Description:

Completion Date: Jan. 2025

Replacement of approximately 16,410 LF of cast iron water lines located within the right-of-way, either crossing or currently parallel to Park Blvd. The water lines are primarily 8", but range between 6" and 12" diameter. The project limits are between Archerwood Drive to the East City Limits.

Project ENG-CMB-00002

(See also Water CIP #360020)



EXPENDITURES	Prior Years	Re-Estimate	2024-25	2025-26	2026-27	2027-28	2028-29	Future Yrs	Total
Land	0	0	0	0	0	0	0	0	0
Design	0	0	0	0	0	0	0	0	0
Construction	0	100,000	0	0	0	0	0	0	100,000
Equipment	0	0	0	0	0	0	0	0	0
TOTAL	0	100,000	0	0	0	0	0	0	100,000

REVENUES	Prior Years	Re-Estimate	2024-25	2025-26	2026-27	2027-28	2028-29	Future Yrs	Total
Bond Funds	0	100,000	0	0	0	0	0	0	100,000
N/A	0	0	0	0	0	0	0	0	0
N/A	0	0	0	0	0	0	0	0	0
TOTAL	0	100,000	0	0	0	0	0	0	100,000

OPERATING BUDGET IMPACT	2024-25	2025-26	2026-27	2027-28	2028-29	Future Yrs	Total
	0	0	0	0	0	0	0

CITY OF PLANO

COMMUNITY INVESTMENT PROGRAM

Project Name: Water Rehab - Parker Rd (Independence to Country Pl)

Project Number: 31210

Start Date: Oct. 2018

Description:

Completion Date: Aug. 2024

Design awarded to Garver Engineers in December 2018.

Project ENG-CMB-7050

(See also Water CIP #68210)



EXPENDITURES	Prior Years	Re-Estimate	2024-25	2025-26	2026-27	2027-28	2028-29	Future Yrs	Total
Land	0	0	0	0	0	0	0	0	0
Design	631,348	130,000	0	0	0	0	0	0	761,348
Construction	384,004	2,320,000	0	0	0	0	0	0	2,704,004
Equipment	0	0	0	0	0	0	0	0	0
TOTAL	1,015,352	2,450,000	0	0	0	0	0	0	3,465,352

REVENUES	Prior Years	Re-Estimate	2024-25	2025-26	2026-27	2027-28	2028-29	Future Yrs	Total
Bond Funds	1,015,352	2,450,000	0	0	0	0	0	0	3,465,352
N/A	0	0	0	0	0	0	0	0	0
N/A	0	0	0	0	0	0	0	0	0
TOTAL	1,015,352	2,450,000	0	0	0	0	0	0	3,465,352

OPERATING BUDGET IMPACT	2024-25	2025-26	2026-27	2027-28	2028-29	Future Yrs	Total
	0	0	0	0	0	0	0

CITY OF PLANO

COMMUNITY INVESTMENT PROGRAM

Project Name: Water Rehab - Parker Rd Estates Phase I

Project Number: 37205

Start Date: Oct. 2022

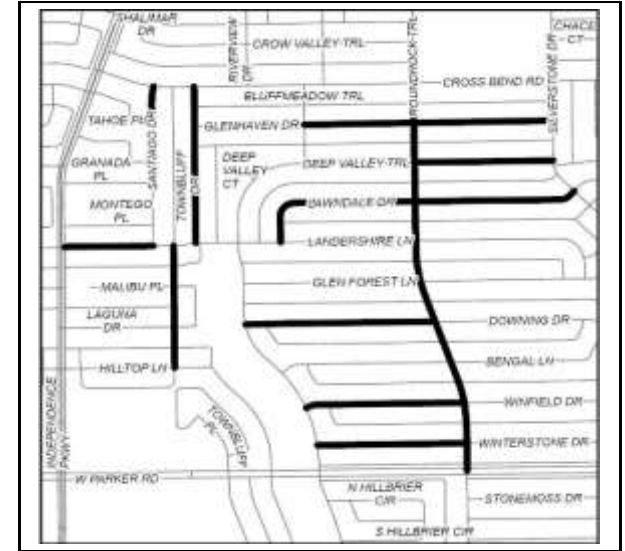
Description:

Completion Date: Sep. 2024

Project includes replacement of 14,485 linear feet of water line and associated pavement replacement in the western portion of the Parker Road Estates neighborhood.

Project ENG-W-7356

(See also Water CIP #68992)



EXPENDITURES	Prior Years	Re-Estimate	2024-25	2025-26	2026-27	2027-28	2028-29	Future Yrs	Total
Land	0	0	0	0	0	0	0	0	0
Design	575	0	0	0	0	0	0	0	575
Construction	2,585,056	1,068,395	0	0	0	0	0	0	3,653,451
Equipment	0	0	0	0	0	0	0	0	0
TOTAL	2,585,631	1,068,395	0	0	0	0	0	0	3,654,026

REVENUES	Prior Years	Re-Estimate	2024-25	2025-26	2026-27	2027-28	2028-29	Future Yrs	Total
Bond Funds	2,585,631	1,068,395	0	0	0	0	0	0	3,654,026
N/A	0	0	0	0	0	0	0	0	0
N/A	0	0	0	0	0	0	0	0	0
TOTAL	2,585,631	1,068,395	0	0	0	0	0	0	3,654,026

OPERATING BUDGET IMPACT	2024-25	2025-26	2026-27	2027-28	2028-29	Future Yrs	Total
	0	0	0	0	0	0	0

CITY OF PLANO

COMMUNITY INVESTMENT PROGRAM

Project Name: Water Rehab - Parker Rd Estates Phase II

Project Number: 37206

Start Date: Oct. 2021

Description:

Completion Date: Sep. 2024

Project includes replacement of 13,005 linear feet of water line and associated pavement replacement in the eastern portion of the Parker Road Estates neighborhood.

Project ENG-W-7293

(See also Water CIP #68993)



EXPENDITURES	Prior Years	Re-Estimate	2024-25	2025-26	2026-27	2027-28	2028-29	Future Yrs	Total
Land	0	0	0	0	0	0	0	0	0
Design	0	0	0	0	0	0	0	0	0
Construction	849,280	1,884,011	0	0	0	0	0	0	2,733,291
Equipment	0	0	0	0	0	0	0	0	0
TOTAL	849,280	1,884,011	0	0	0	0	0	0	2,733,291

REVENUES	Prior Years	Re-Estimate	2024-25	2025-26	2026-27	2027-28	2028-29	Future Yrs	Total
Bond Funds	849,280	1,884,011	0	0	0	0	0	0	2,733,291
N/A	0	0	0	0	0	0	0	0	0
N/A	0	0	0	0	0	0	0	0	0
TOTAL	849,280	1,884,011	0	0	0	0	0	0	2,733,291

OPERATING BUDGET IMPACT	2024-25	2025-26	2026-27	2027-28	2028-29	Future Yrs	Total
	0	0	0	0	0	0	0

CITY OF PLANO

COMMUNITY INVESTMENT PROGRAM

Project Name: Water Rehab - Parkview Addition

Project Number: 37453

Start Date: Oct. 2021

Description:

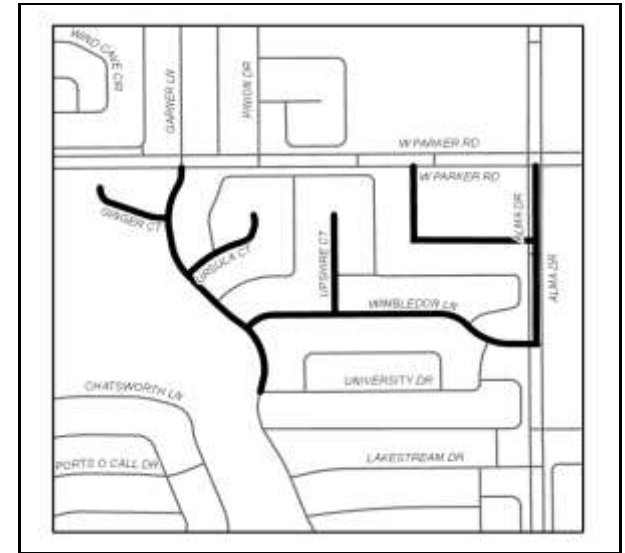
Completion Date: Jul. 2023

Project includes approximately 5,300 linear feet of water reconstruction at the following locations:

1. Garner Ln - Parker Rd to University Dr
2. Ginger Ct
3. Ursula Ct
4. Alma - Lexington to Parker
5. Parkview Plaza

Project ENG-W-7286

(See also Water CIP #68453)



EXPENDITURES	Prior Years	Re-Estimate	2024-25	2025-26	2026-27	2027-28	2028-29	Future Yrs	Total
Land	0	0	0	0	0	0	0	0	0
Design	575	0	0	0	0	0	0	0	575
Construction	1,089,366	1,000	0	0	0	0	0	0	1,090,366
Equipment	0	0	0	0	0	0	0	0	0
TOTAL	1,089,941	1,000	0	0	0	0	0	0	1,090,941

REVENUES	Prior Years	Re-Estimate	2024-25	2025-26	2026-27	2027-28	2028-29	Future Yrs	Total
Bond Funds	1,089,941	1,000	0	0	0	0	0	0	1,090,941
N/A	0	0	0	0	0	0	0	0	0
N/A	0	0	0	0	0	0	0	0	0
TOTAL	1,089,941	1,000	0	0	0	0	0	0	1,090,941

OPERATING BUDGET IMPACT	2024-25	2025-26	2026-27	2027-28	2028-29	Future Yrs	Total
	0	0	0	0	0	0	0

CITY OF PLANO

COMMUNITY INVESTMENT PROGRAM

Project Name: Water Rehab - Parkway Estates and Whiffletree Addition

Project Number: 334259

Start Date: Mar. 2024

Description:

Completion Date: Sep. 2027

Projects includes replacement of approximately 14,400 LF of water line and associated pavement replacement in the Parkway Estates and Whiffletree neighborhood.

Project ENG-CMB-00006

(See also Water CIP #360253)



EXPENDITURES	Prior Years	Re-Estimate	2024-25	2025-26	2026-27	2027-28	2028-29	Future Yrs	Total
Land	0	0	0	0	0	0	0	0	0
Design	0	0	0	0	0	0	0	0	0
Construction	0	0	100,000	2,700,000	650,000	0	0	0	3,450,000
Equipment	0	0	0	0	0	0	0	0	0
TOTAL	0	0	100,000	2,700,000	650,000	0	0	0	3,450,000

REVENUES	Prior Years	Re-Estimate	2024-25	2025-26	2026-27	2027-28	2028-29	Future Yrs	Total
Bond Funds	0	0	100,000	2,700,000	650,000	0	0	0	3,450,000
N/A	0	0	0	0	0	0	0	0	0
N/A	0	0	0	0	0	0	0	0	0
TOTAL	0	0	100,000	2,700,000	650,000	0	0	0	3,450,000

OPERATING BUDGET IMPACT	2024-25	2025-26	2026-27	2027-28	2028-29	Future Yrs	Total
	0	0	0	0	0	0	0

CITY OF PLANO

COMMUNITY INVESTMENT PROGRAM

Project Name: Water Rehab - River Bend Phase I

Project Number: 37472

Start Date: Nov. 2021

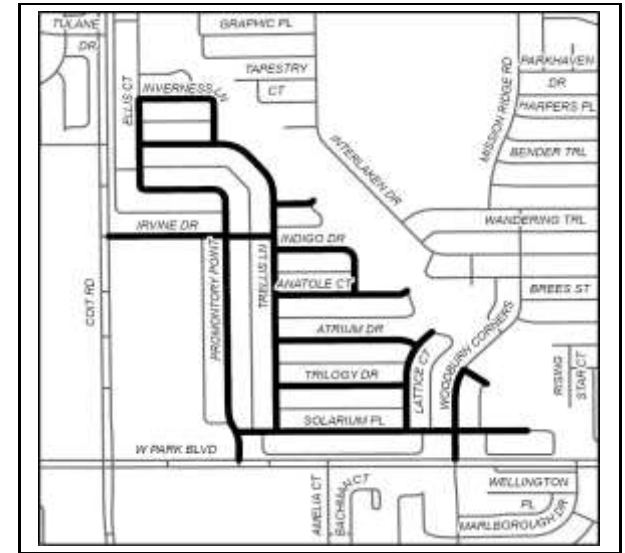
Description:

Completion Date: Sep. 2025

Project includes replacement of 14,200 linear feet of water line and associated pavement replacement in the River Bend neighborhood.

Project ENG-W-7466

(See also Water CIP #68472)



EXPENDITURES	Prior Years	Re-Estimate	2024-25	2025-26	2026-27	2027-28	2028-29	Future Yrs	Total
Land	0	0	0	0	0	0	0	0	0
Design	0	0	0	0	0	0	0	0	0
Construction	0	100,000	3,320,000	780,000	0	0	0	0	4,200,000
Equipment	0	0	0	0	0	0	0	0	0
TOTAL	0	100,000	3,320,000	780,000	0	0	0	0	4,200,000

REVENUES	Prior Years	Re-Estimate	2024-25	2025-26	2026-27	2027-28	2028-29	Future Yrs	Total
Bond Funds	0	100,000	3,320,000	780,000	0	0	0	0	4,200,000
N/A	0	0	0	0	0	0	0	0	0
N/A	0	0	0	0	0	0	0	0	0
TOTAL	0	100,000	3,320,000	780,000	0	0	0	0	4,200,000

OPERATING BUDGET IMPACT	2024-25	2025-26	2026-27	2027-28	2028-29	Future Yrs	Total
	0	0	0	0	0	0	0

CITY OF PLANO

COMMUNITY INVESTMENT PROGRAM

Project Name: Water Rehab - Steeplechase Estates

Project Number: 37471

Start Date: Nov. 2021

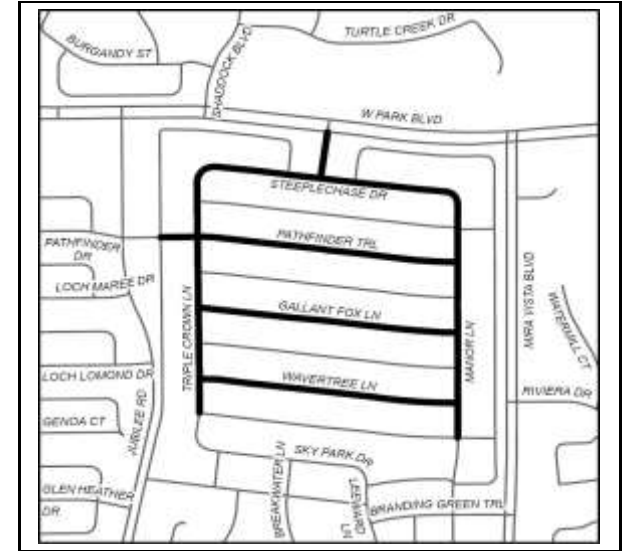
Description:

Completion Date: Sep. 2025

Project includes replacement of 7,200 linear feet of water line and associated pavement replacement in the Steeplechase neighborhood.

Project ENG-W-7465

(See also Water CIP #68471)



EXPENDITURES	Prior Years	Re-Estimate	2024-25	2025-26	2026-27	2027-28	2028-29	Future Yrs	Total
Land	0	0	0	0	0	0	0	0	0
Design	0	0	0	0	0	0	0	0	0
Construction	0	250,000	925,000	0	0	0	0	0	1,175,000
Equipment	0	0	0	0	0	0	0	0	0
TOTAL	0	250,000	925,000	0	0	0	0	0	1,175,000

REVENUES	Prior Years	Re-Estimate	2024-25	2025-26	2026-27	2027-28	2028-29	Future Yrs	Total
Bond Funds	0	250,000	925,000	0	0	0	0	0	1,175,000
N/A	0	0	0	0	0	0	0	0	0
N/A	0	0	0	0	0	0	0	0	0
TOTAL	0	250,000	925,000	0	0	0	0	0	1,175,000

OPERATING BUDGET IMPACT	2024-25	2025-26	2026-27	2027-28	2028-29	Future Yrs	Total
	0	0	0	0	0	0	0

Street Enhancement Projects

Project		Prior Yrs	Re-Est	2024-25	2025-26	2026-27	2027-28	2028-29	Future	Total
239999	25 Street Enhancements	0	0	0	0	175,000	175,000	0	450,000	800,000
58001	Landscape Entryways	1,399,176	10,000	100,000	0	0	0	0	0	1,509,176
TOTAL		1,399,176	10,000	100,000	0	175,000	175,000	0	450,000	2,309,176

CITY OF PLANO

COMMUNITY INVESTMENT PROGRAM

Project Name: 25 Street Enhancements

Project Number: 239999

Start Date: Oct. 2021

Description:

Completion Date: Sep. 2027

Enhanced median and street landscaping at selected locations throughout the City.

Development of this project is dependent on a future bond election.



EXPENDITURES	Prior Years	Re-Estimate	2024-25	2025-26	2026-27	2027-28	2028-29	Future Yrs	Total
Land	0	0	0	0	0	0	0	0	0
Design	0	0	0	0	50,000	50,000	0	100,000	200,000
Construction	0	0	0	0	125,000	125,000	0	350,000	600,000
Equipment	0	0	0	0	0	0	0	0	0
TOTAL	0	0	0	0	175,000	175,000	0	450,000	800,000

REVENUES	Prior Years	Re-Estimate	2024-25	2025-26	2026-27	2027-28	2028-29	Future Yrs	Total
Bond Funds	0	0	0	0	175,000	175,000	0	450,000	800,000
N/A	0	0	0	0	0	0	0	0	0
N/A	0	0	0	0	0	0	0	0	0
TOTAL	0	0	0	0	175,000	175,000	0	450,000	800,000

OPERATING BUDGET IMPACT	2024-25	2025-26	2026-27	2027-28	2028-29	Future Yrs	Total
	0	0	0	0	0	0	0

CITY OF PLANO

COMMUNITY INVESTMENT PROGRAM

Project Name: Landscape Entryways

Project Number: 58001

Start Date: Jan. 2020

Description:

Completion Date: May. 2024

Funding allocated to streetscape and median improvements along city entry points or area-specific gateways.



EXPENDITURES	Prior Years	Re-Estimate	2024-25	2025-26	2026-27	2027-28	2028-29	Future Yrs	Total
Land	33,768	0	0	0	0	0	0	0	33,768
Design	134,932	0	0	0	0	0	0	0	134,932
Construction	924,359	10,000	100,000	0	0	0	0	0	1,034,359
Equipment	306,117	0	0	0	0	0	0	0	306,117
TOTAL	1,399,176	10,000	100,000	0	0	0	0	0	1,509,176

REVENUES	Prior Years	Re-Estimate	2024-25	2025-26	2026-27	2027-28	2028-29	Future Yrs	Total
Bond Funds	1,399,176	10,000	100,000	0	0	0	0	0	1,509,176
N/A	0	0	0	0	0	0	0	0	0
N/A	0	0	0	0	0	0	0	0	0
TOTAL	1,399,176	10,000	100,000	0	0	0	0	0	1,509,176

OPERATING BUDGET IMPACT	2024-25	2025-26	2026-27	2027-28	2028-29	Future Yrs	Total
	0	0	0	0	0	0	0

Public Infrastructure Improvement Projects

Project		Prior Yrs	Re-Est	2024-25	2025-26	2026-27	2027-28	2028-29	Future	Total
91011	Multifamily Rehabilitation Rebate Program	170,673	50,000	50,000	50,000	50,000	50,000	50,000	0	470,673
91001	Public Infrastructure Improvements	0	2,300,000	0	0	0	0	0	0	2,300,000
TOTAL		170,673	2,350,000	50,000	50,000	50,000	50,000	50,000	0	2,770,673

CITY OF PLANO

COMMUNITY INVESTMENT PROGRAM

Project Name: Multifamily Rehabilitation Rebate Program
Project Number: 91011 **Start Date:** Oct. 2016
Description: **Completion Date:** Sep. 2024
 Funding for the multi-family incentive pilot program.



EXPENDITURES	Prior Years	Re-Estimate	2024-25	2025-26	2026-27	2027-28	2028-29	Future Yrs	Total
Land	0	0	0	0	0	0	0	0	0
Design	170,673	50,000	50,000	50,000	50,000	50,000	50,000	0	470,673
Construction	0	0	0	0	0	0	0	0	0
Equipment	0	0	0	0	0	0	0	0	0
TOTAL	170,673	50,000	50,000	50,000	50,000	50,000	50,000	0	470,673

REVENUES	Prior Years	Re-Estimate	2024-25	2025-26	2026-27	2027-28	2028-29	Future Yrs	Total
Property Sale	170,673	50,000	50,000	50,000	50,000	50,000	50,000	0	470,673
N/A	0	0	0	0	0	0	0	0	0
N/A	0	0	0	0	0	0	0	0	0
TOTAL	170,673	50,000	50,000	50,000	50,000	50,000	50,000	0	470,673

OPERATING BUDGET IMPACT	2024-25	2025-26	2026-27	2027-28	2028-29	Future Yrs	Total
	0	0	0	0	0	0	0

CITY OF PLANO

COMMUNITY INVESTMENT PROGRAM

Project Name: Public Infrastructure Improvements

Project Number: 91001

Start Date: Jun. 2014

Description:

Completion Date: Sep. 2024

Funding for the design and construction of improvements to City of Plano owned infrastructure related to existing commercial facilities, including streets, utilities, open space and other infrastructure and appurtenances.



EXPENDITURES	Prior Years	Re-Estimate	2024-25	2025-26	2026-27	2027-28	2028-29	Future Yrs	Total
Land	0	0	0	0	0	0	0	0	0
Design	0	0	0	0	0	0	0	0	0
Construction	0	2,300,000	0	0	0	0	0	0	2,300,000
Equipment	0	0	0	0	0	0	0	0	0
TOTAL	0	2,300,000	0	0	0	0	0	0	2,300,000

REVENUES	Prior Years	Re-Estimate	2024-25	2025-26	2026-27	2027-28	2028-29	Future Yrs	Total
Bond Funds	0	2,300,000	0	0	0	0	0	0	2,300,000
N/A	0	0	0	0	0	0	0	0	0
N/A	0	0	0	0	0	0	0	0	0
TOTAL	0	2,300,000	0	0	0	0	0	0	2,300,000

OPERATING BUDGET IMPACT	2024-25	2025-26	2026-27	2027-28	2028-29	Future Yrs	Total
	0	0	0	0	0	0	0

Technology Improvement Projects

	Project	Prior Yrs	Re-Est	2024-25	2025-26	2026-27	2027-28	2028-29	Future	Total
94331	Development Services Solution Replacement	740,401	306,509	903,202	745,991	114,987	0	0	0	2,811,090
94325	EOC PSC Expansion	497,519	75,940	64,861	0	0	0	0	0	638,320
290001	Fire Station Alerting System	0	0	365,600	1,739,400	0	0	0	0	2,105,000
94324	Mobile Network Replacement & Standardization	21,298	328,702	0	1,260,848	0	0	0	0	1,610,848
94309	NextGen Application Modernization	1,830,778	64,953	400,000	208,487	0	0	0	0	2,504,218
94306	NextGen Fiber	6,989,634	37,786	15,000	0	0	0	0	0	7,042,420
94326	PD RMS Replacement	192,892	25,000	425,030	2,407,050	300,028	0	0	0	3,350,000
290002	Phone System Replacement Phase 2	0	0	2,136,318	1,342,880	0	0	0	0	3,479,198
94330	RFID Replacement	0	1,625,000	0	0	0	0	0	0	1,625,000
94332	Security Strategic Plan	404,892	175,000	231,688	952,691	585,729	0	0	0	2,350,000
	TOTAL	10,677,414	2,638,890	4,541,699	8,657,347	1,000,744	0	0	0	27,516,094

CITY OF PLANO

COMMUNITY INVESTMENT PROGRAM

Project Name: Development Services Solution Replacement
Project Number: 94331 **Start Date:** May, 2022
Description: **Completion Date:** Sep, 2025



The City is seeking an enhanced replacement application for the Permitting, Licensing, and Land Management (PLL) system to align better with current business processes and customer expectations. The PLL system is a multi-department application used for data sharing across several departments. The replacement application must meet the needs and requirements of multi-department users, increase productivity and efficiency with minimum effort, and provide a user-friendly solution that will integrate with other enterprise applications.

EXPENDITURES	Prior Years	Re-Estimate	2024-25	2025-26	2026-27	2027-28	2028-29	Future Yrs	Total
Land	0	0	0	0	0	0	0	0	0
Design	117,659	0	0	0	0	0	0	0	117,659
Construction	622,742	0	0	0	0	0	0	0	622,742
Equipment	0	306,509	903,202	745,991	114,987	0	0	0	2,070,689
TOTAL	740,401	306,509	903,202	745,991	114,987	0	0	0	2,811,090

REVENUES	Prior Years	Re-Estimate	2024-25	2025-26	2026-27	2027-28	2028-29	Future Yrs	Total
Tax Notes	740,401	306,509	903,202	745,991	114,987	0	0	0	2,811,090
N/A	0	0	0	0	0	0	0	0	0
N/A	0	0	0	0	0	0	0	0	0
TOTAL	740,401	306,509	903,202	745,991	114,987	0	0	0	2,811,090

OPERATING BUDGET IMPACT	2024-25	2025-26	2026-27	2027-28	2028-29	Future Yrs	Total
	0	0	0	0	0	0	0

CITY OF PLANO

COMMUNITY INVESTMENT PROGRAM

Project Name: EOC PSC Expansion

Project Number: 94325

Start Date: Oct. 2021

Description:

Completion Date: Aug. 2025

Project to increase the number of computers and Radio consoles in the EOC for public safety dispatching services.



EXPENDITURES	Prior Years	Re-Estimate	2024-25	2025-26	2026-27	2027-28	2028-29	Future Yrs	Total
Land	0	0	0	0	0	0	0	0	0
Design	0	0	0	0	0	0	0	0	0
Construction	0	0	0	0	0	0	0	0	0
Equipment	497,519	75,940	64,861	0	0	0	0	0	638,320
TOTAL	497,519	75,940	64,861	0	0	0	0	0	638,320

REVENUES	Prior Years	Re-Estimate	2024-25	2025-26	2026-27	2027-28	2028-29	Future Yrs	Total
Tax Notes	497,519	75,940	64,861	0	0	0	0	0	638,320
N/A	0	0	0	0	0	0	0	0	0
N/A	0	0	0	0	0	0	0	0	0
TOTAL	497,519	75,940	64,861	0	0	0	0	0	638,320

OPERATING BUDGET IMPACT	2024-25	2025-26	2026-27	2027-28	2028-29	Future Yrs	Total
	0	0	0	0	0	0	0

CITY OF PLANO

COMMUNITY INVESTMENT PROGRAM

Project Name: Fire Station Alerting System

Project Number: 290001

Start Date: Oct. 2023

Description:

Completion Date: Apr. 2026

The City recognizes the critical importance of a reliable and efficient fire station alerting system to ensure the safety and well-being of its residents and the effective response of Fire Rescue. Therefore, we have identified the need to replace its existing fire station alerting system with a redundant, reliable, and modern solution. The intent is to enhance emergency response capabilities, reduce response times, improve coordination, and leverage the latest technological advancements to optimize overall emergency preparedness and public safety.



EXPENDITURES	Prior Years	Re-Estimate	2024-25	2025-26	2026-27	2027-28	2028-29	Future Yrs	Total
Land	0	0	0	0	0	0	0	0	0
Design	0	0	0	0	0	0	0	0	0
Construction	0	0	0	0	0	0	0	0	0
Equipment	0	0	365,600	1,739,400	0	0	0	0	2,105,000
TOTAL	0	0	365,600	1,739,400	0	0	0	0	2,105,000

REVENUES	Prior Years	Re-Estimate	2024-25	2025-26	2026-27	2027-28	2028-29	Future Yrs	Total
Tax Notes	0	0	365,600	1,739,400	0	0	0	0	2,105,000
N/A	0	0	0	0	0	0	0	0	0
N/A	0	0	0	0	0	0	0	0	0
TOTAL	0	0	365,600	1,739,400	0	0	0	0	2,105,000

OPERATING BUDGET IMPACT	2024-25	2025-26	2026-27	2027-28	2028-29	Future Yrs	Total
	0	0	0	0	0	0	0

CITY OF PLANO

COMMUNITY INVESTMENT PROGRAM

Project Name: Mobile Network Replacement & Standardization

Project Number: 94324

Start Date: Oct. 2023

Description:

Completion Date: Feb. 2026

This funding request is for hardware, software licensing, installation services and support for 466 mobile networking assets that provides mobile networks for public safety vehicles. Sierra MG90's assets will be end of life (EOL) in 2025. Addressing EOL technology is the driver for this activity, yet in addition this presents an opportunity to standardize on one solution for all our mobile networking devices that supports our business from all city mobile network business needs.



EXPENDITURES	Prior Years	Re-Estimate	2024-25	2025-26	2026-27	2027-28	2028-29	Future Yrs	Total
Land	0	0	0	0	0	0	0	0	0
Design	0	0	0	0	0	0	0	0	0
Construction	0	0	0	0	0	0	0	0	0
Equipment	21,298	328,702	0	1,260,848	0	0	0	0	1,610,848
TOTAL	21,298	328,702	0	1,260,848	0	0	0	0	1,610,848

REVENUES	Prior Years	Re-Estimate	2024-25	2025-26	2026-27	2027-28	2028-29	Future Yrs	Total
Tax Notes	21,298	328,702	0	1,260,848	0	0	0	0	1,610,848
N/A	0	0	0	0	0	0	0	0	0
N/A	0	0	0	0	0	0	0	0	0
TOTAL	21,298	328,702	0	1,260,848	0	0	0	0	1,610,848

OPERATING BUDGET IMPACT	2024-25	2025-26	2026-27	2027-28	2028-29	Future Yrs	Total
	0	0	0	0	0	0	0

CITY OF PLANO

COMMUNITY INVESTMENT PROGRAM

Project Name: NextGen Application Modernization

Project Number: 94309

Start Date: Apr. 2017

Description:

Completion Date: Sep. 2026

Phase I platform standup. Repair, modernization and replacement of enterprise class applications that better align with current business processes and customer expectations. Completion of low-code tool implementation targeted September 2023.



EXPENDITURES	Prior Years	Re-Estimate	2024-25	2025-26	2026-27	2027-28	2028-29	Future Yrs	Total
Land	0	0	0	0	0	0	0	0	0
Design	926,153	0	0	0	0	0	0	0	926,153
Construction	0	0	0	0	0	0	0	0	0
Equipment	904,625	64,953	400,000	208,487	0	0	0	0	1,578,065
TOTAL	1,830,778	64,953	400,000	208,487	0	0	0	0	2,504,218

REVENUES	Prior Years	Re-Estimate	2024-25	2025-26	2026-27	2027-28	2028-29	Future Yrs	Total
Tax Notes	1,830,778	64,953	400,000	208,487	0	0	0	0	2,504,218
N/A	0	0	0	0	0	0	0	0	0
N/A	0	0	0	0	0	0	0	0	0
TOTAL	1,830,778	64,953	400,000	208,487	0	0	0	0	2,504,218

OPERATING BUDGET IMPACT	2024-25	2025-26	2026-27	2027-28	2028-29	Future Yrs	Total
	0	0	0	0	0	0	0

CITY OF PLANO

COMMUNITY INVESTMENT PROGRAM

Project Name: NextGen Fiber

Project Number: 94306

Start Date: Apr. 2017

Description:

Completion Date: May. 2025

Initial implementation of fiber for City facilities and infrastructure to reduce overall reliance on vendor circuits, provide long-term cost savings and exponentially higher speeds to municipal and public users (City Project # 7074).

The first and second phases of the project was awarded to Gardner Telecommunications in April 2019 and July 2019.



EXPENDITURES	Prior Years	Re-Estimate	2024-25	2025-26	2026-27	2027-28	2028-29	Future Yrs	Total
Land	450	0	0	0	0	0	0	0	450
Design	2,010,273	0	0	0	0	0	0	0	2,010,273
Construction	6,580	0	0	0	0	0	0	0	6,580
Equipment	4,972,331	37,786	15,000	0	0	0	0	0	5,025,117
TOTAL	6,989,634	37,786	15,000	0	0	0	0	0	7,042,420

REVENUES	Prior Years	Re-Estimate	2024-25	2025-26	2026-27	2027-28	2028-29	Future Yrs	Total
Tax Notes	6,989,634	37,786	15,000	0	0	0	0	0	7,042,420
N/A	0	0	0	0	0	0	0	0	0
N/A	0	0	0	0	0	0	0	0	0
TOTAL	6,989,634	37,786	15,000	0	0	0	0	0	7,042,420

OPERATING BUDGET IMPACT	2024-25	2025-26	2026-27	2027-28	2028-29	Future Yrs	Total
	0	0	0	0	0	0	0

CITY OF PLANO

COMMUNITY INVESTMENT PROGRAM

Project Name: PD RMS Replacement

Project Number: 94326

Start Date: Oct. 2021

Description:

Completion Date: Sep. 2027

The City is seeking to replace the Records Management system with a more modern, web-based system with enhanced accessibility options and functionality. Phase I - Request for Proposal and Initial Requirements - Estimated Completion May 2023. Phase II - Vendor/Solution Selection (Estimated Start May 2023 and Completion date determined by Phase I.) Phase III Implementation and Go-Live (Estimated Start and Completion date determined by Phase II).



EXPENDITURES	Prior Years	Re-Estimate	2024-25	2025-26	2026-27	2027-28	2028-29	Future Yrs	Total
Land	0	0	0	0	0	0	0	0	0
Design	192,892	0	0	0	0	0	0	0	192,892
Construction	0	0	0	0	0	0	0	0	0
Equipment	0	25,000	425,030	2,407,050	300,028	0	0	0	3,157,108
TOTAL	192,892	25,000	425,030	2,407,050	300,028	0	0	0	3,350,000

REVENUES	Prior Years	Re-Estimate	2024-25	2025-26	2026-27	2027-28	2028-29	Future Yrs	Total
Tax Notes	192,892	25,000	425,030	2,407,050	300,028	0	0	0	3,350,000
N/A	0	0	0	0	0	0	0	0	0
N/A	0	0	0	0	0	0	0	0	0
TOTAL	192,892	25,000	425,030	2,407,050	300,028	0	0	0	3,350,000

OPERATING BUDGET IMPACT	2024-25	2025-26	2026-27	2027-28	2028-29	Future Yrs	Total
	0	0	0	0	0	0	0

CITY OF PLANO

COMMUNITY INVESTMENT PROGRAM

Project Name: Phone System Replacement Phase 2

Project Number: 290002

Start Date: Oct. 2023

Description:

Completion Date: Sep. 2026

This request is to fund the purchase of implementation services and the voice and collaboration solution that will replace the City's near End-of-Life Skype for Business platform prior to October 2025. The one-time cost includes hardware, implementation costs, user training for all city staff and technical support training for TS staff, on-going costs includes software licensing and maintenance.



EXPENDITURES	Prior Years	Re-Estimate	2024-25	2025-26	2026-27	2027-28	2028-29	Future Yrs	Total
Land	0	0	0	0	0	0	0	0	0
Design	0	0	0	0	0	0	0	0	0
Construction	0	0	0	0	0	0	0	0	0
Equipment	0	0	2,136,318	1,342,880	0	0	0	0	3,479,198
TOTAL	0	0	2,136,318	1,342,880	0	0	0	0	3,479,198

REVENUES	Prior Years	Re-Estimate	2024-25	2025-26	2026-27	2027-28	2028-29	Future Yrs	Total
Tax Notes	0	0	2,136,318	1,342,880	0	0	0	0	3,479,198
N/A	0	0	0	0	0	0	0	0	0
N/A	0	0	0	0	0	0	0	0	0
TOTAL	0	0	2,136,318	1,342,880	0	0	0	0	3,479,198

OPERATING BUDGET IMPACT	2024-25	2025-26	2026-27	2027-28	2028-29	Future Yrs	Total
	0	0	0	0	0	0	0

CITY OF PLANO

COMMUNITY INVESTMENT PROGRAM

Project Name: RFID Replacement

Project Number: 94330

Start Date: Jul. 2022

Description:

Completion Date: Dec. 2023

Project to replace the current RFID system at the City Libraries. We are starting to experience failures of the current system and without replacement there will be an impact to patrons.



EXPENDITURES	Prior Years	Re-Estimate	2024-25	2025-26	2026-27	2027-28	2028-29	Future Yrs	Total
Land	0	0	0	0	0	0	0	0	0
Design	0	0	0	0	0	0	0	0	0
Construction	0	0	0	0	0	0	0	0	0
Equipment	0	1,625,000	0	0	0	0	0	0	1,625,000
TOTAL	0	1,625,000	0	0	0	0	0	0	1,625,000

REVENUES	Prior Years	Re-Estimate	2024-25	2025-26	2026-27	2027-28	2028-29	Future Yrs	Total
Tax Notes	0	1,625,000	0	0	0	0	0	0	1,625,000
N/A	0	0	0	0	0	0	0	0	0
N/A	0	0	0	0	0	0	0	0	0
TOTAL	0	1,625,000	0	0	0	0	0	0	1,625,000

OPERATING BUDGET IMPACT	2024-25	2025-26	2026-27	2027-28	2028-29	Future Yrs	Total
	0	0	0	0	0	0	0

CITY OF PLANO

COMMUNITY INVESTMENT PROGRAM

Project Name: Security Strategic Plan

Project Number: 94332

Start Date: Jan. 2022

Description:

Completion Date: Sep. 2027

Project to fund the security financial roadmap projects for the Technology Services' Strategic Plan. This plan will ensure appropriate security for the City of Plano information and IT systems, while promoting security awareness among the administration, departments, and employees. To ensure the city's ability to operate in continuity of operations and data protection while implementing an Information Security program for the City of Plano to effectively manage security risk to its information technology assets. The Security Strategic Plan roadmap was designed with a three-year roadmap projection, the first year will cover phase I and will include improvements and implementations of Network Access Control (NAC), Antivirus Modernization, Multifactor Authentication (MFA) Implementation, Log Management, and Host Intrusion Prevention Implementation. Years two and three will introduce MFA Phase III, Data Loss Prevention, Encryption, Detection and Integrity, Cloud security, NAC Phase II, Web Application Firewalls, Risk Management, User Behavior Analytics (UBA) and Cloud Access Security Broker (CASB).



EXPENDITURES	Prior Years	Re-Estimate	2024-25	2025-26	2026-27	2027-28	2028-29	Future Yrs	Total
Land	0	0	0	0	0	0	0	0	0
Design	11,770	0	0	0	0	0	0	0	11,770
Construction	0	0	0	0	0	0	0	0	0
Equipment	393,122	175,000	231,688	952,691	585,729	0	0	0	2,338,230
TOTAL	404,892	175,000	231,688	952,691	585,729	0	0	0	2,350,000

REVENUES	Prior Years	Re-Estimate	2024-25	2025-26	2026-27	2027-28	2028-29	Future Yrs	Total
Tax Notes	404,892	175,000	231,688	952,691	585,729	0	0	0	2,350,000
N/A	0	0	0	0	0	0	0	0	0
N/A	0	0	0	0	0	0	0	0	0
TOTAL	404,892	175,000	231,688	952,691	585,729	0	0	0	2,350,000

OPERATING BUDGET IMPACT	2024-25	2025-26	2026-27	2027-28	2028-29	Future Yrs	Total
	0	0	0	0	0	0	0

Municipal Drainage Projects

Project	Prior Yrs	Re-Est	2024-25	2025-26	2026-27	2027-28	2028-29	Future	Total
260017 2019 Drainage Improvements	2,783,645	100,000	0	0	0	0	0	0	2,883,645
260010 Arbor Hills Nature Preserve Erosion Control (S.	31,217	389,017	1,300,000	0	0	0	0	0	1,720,234
70134 Archgate Park Erosion Control	0	227,659	0	0	0	0	0	0	227,659
70128 Big Lake Silt Removal	96,126	101,490	2,753,931	0	0	0	0	0	2,951,547
70127 Big Lake Weir Repair	195,484	512,819	0	0	0	0	0	0	708,303
269999 Bob Woodruff North Trail Creek Restoration	0	150,000	150,000	750,000	0	0	0	0	1,050,000
260015 Chisholm Trail Erosion at San Simeon, Ph 2	0	75,000	700,000	750,000	0	0	0	0	1,525,000
269998 Chisholm Trail Extension - 15th St to Mall Ring	0	150,000	850,000	0	0	0	0	0	1,000,000
269996 Collin Creek Culvert Mitigation	0	100,000	900,000	6,200,000	4,000,000	0	0	0	11,200,000
71144 Collin Creek Culvert Replacement	17,314,871	9,450,000	4,010,000	0	0	0	0	0	30,774,871
260019 Collin Creek Mall H&H Alternative Analysis	50,000	15,800	0	0	0	0	0	0	65,800
260020 Collin Creek Mall Two-Dimensional (2D) Hydra	23,300	47,700	0	0	0	0	0	0	71,000
260018 Drainage Improvements: Rockbrook/Flintstone/B	260,232	85,000	460,000	695,000	0	0	0	0	1,500,232
71134 East Side Drainage Improvements	0	0	700,000	700,000	700,000	700,000	700,000	0	3,500,000
70101 Erosion Control	3,584,182	500,000	1,000,000	2,500,000	1,500,000	1,500,000	1,500,000	0	12,084,182
70135 Erosion Control - Rowlett Creek at Pecan Hollo	369,173	137,028	2,565,000	0	0	0	0	0	3,071,201

Project		Prior Yrs	Re-Est	2024-25	2025-26	2026-27	2027-28	2028-29	Future	Total
260016	Erosion Control - Shady Brook Trail / Riverside	8,500	486,000	750,000	750,000	0	0	0	0	1,994,500
70136	Erosion Control - Willow Creek & Ports O'Call	230,200	125,000	1,645,000	0	0	0	0	0	2,000,200
70138	Erosion Control - Willow Creek Park / Roanoke	50,900	150,000	150,000	0	0	0	0	0	350,900
70132	Erosion Control- Spring Creek at 16th Street	1,816,512	538,158	0	0	0	0	0	0	2,354,670
70121	Indian Creek & Shady Creek Circle Bank Stabili	2,013,212	10,000	0	0	0	0	0	0	2,023,212
260013	Legacy Trail Pond Silt Removal	0	0	190,000	1,245,000	0	0	0	0	1,435,000
71111	Miscellaneous Drainage Improvements	140,162	500,000	1,000,000	2,500,000	1,500,000	1,500,000	2,000,000	0	9,140,162
260014	Parks Creek Erosion General Account	4,620	108,660	200,000	200,000	200,000	200,000	200,000	275,000	1,388,280
260002	Pecan Hollow Erosion Control Holes 10 & 18	0	0	0	0	0	848,120	4,240,600	0	5,088,720
260008	Pecan Hollow Pedestrian Bridges Erosion Contro	0	0	0	675,000	3,370,000	0	0	0	4,045,000
260007	Ranch Estates Drainage Improvements	540,338	150,000	0	0	0	0	0	0	690,338
269997	Ridgeview Ranch Flood Study	0	0	175,000	0	0	0	0	0	175,000
70133	Russell Creek Park Erosion Control	0	0	235,000	0	0	0	0	0	235,000
260012	Russell Creek Pond Silt Removal	0	0	225,000	1,495,000	0	0	0	0	1,720,000
71146	Stream 2D8 Flood Study	235,238	25,000	26,000	0	0	0	0	0	286,238
71147	Streambank Citywide Study	345,505	360,000	120,000	0	0	0	0	0	825,505
260102	TX Water Development Board Grant App	0	15,000	10,000	0	0	0	0	0	25,000

Project		Prior Yrs	Re-Est	2024-25	2025-26	2026-27	2027-28	2028-29	Future	Total
70142	Westlake Pond Silt Removal	2,652	65,000	0	0	0	0	0	0	67,652
260011	Windhaven Meadows Pond Silt Removal	0	0	0	225,000	1,495,000	0	0	0	1,720,000
260101	Winding Hollow Drainage Improvements	0	100,000	400,000	2,850,000	560,000	0	0	0	3,910,000
TOTAL		30,096,069	14,674,331	20,514,931	21,535,000	13,325,000	4,748,120	8,640,600	275,000	113,809,051

CITY OF PLANO

COMMUNITY INVESTMENT PROGRAM

Project Name: 2019 Drainage Improvements

Project Number: 260017

Start Date: Aug. 2019

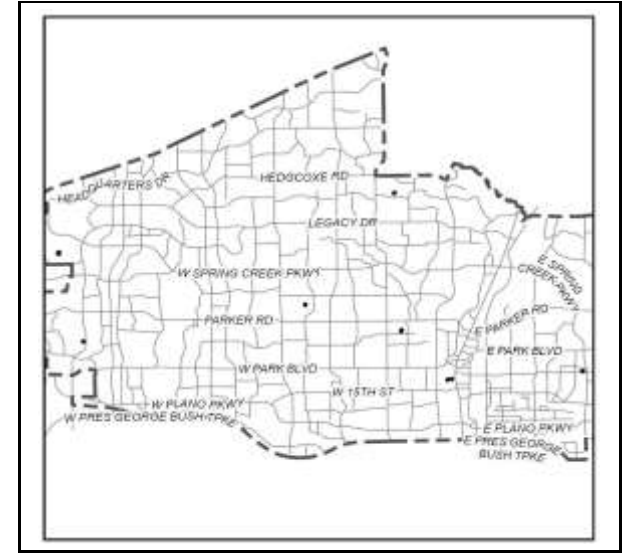
Description:

Completion Date: Sep. 2023

Miscellaneous drainage improvements throughout Plano (City Project # 7156):

Project ENG-D-00002

(Migrated from previous account #71138)



EXPENDITURES	Prior Years	Re-Estimate	2024-25	2025-26	2026-27	2027-28	2028-29	Future Yrs	Total
Land	544	0	0	0	0	0	0	0	544
Design	420,725	0	0	0	0	0	0	0	420,725
Construction	2,362,376	100,000	0	0	0	0	0	0	2,462,376
Equipment	0	0	0	0	0	0	0	0	0
TOTAL	2,783,645	100,000	0	0	0	0	0	0	2,883,645

REVENUES	Prior Years	Re-Estimate	2024-25	2025-26	2026-27	2027-28	2028-29	Future Yrs	Total
Revenue Bonds	2,783,645	100,000	0	0	0	0	0	0	2,883,645
N/A	0	0	0	0	0	0	0	0	0
N/A	0	0	0	0	0	0	0	0	0
TOTAL	2,783,645	100,000	0	0	0	0	0	0	2,883,645

OPERATING BUDGET IMPACT	2024-25	2025-26	2026-27	2027-28	2028-29	Future Yrs	Total
	0	0	0	0	0	0	0

CITY OF PLANO

COMMUNITY INVESTMENT PROGRAM

Project Name: Arbor Hills Nature Preserve Erosion Control (S. Ped Bridge)
Project Number: 260010 **Start Date:** Apr. 2023
Description: **Completion Date:** Sep. 2025

This is a project to address erosion on the north and south sides of the northeastern pedestrian bridge. The contract for plan design is being executed, with a notice to proceed of January 2, 2024.

Project PKR-D-00003



EXPENDITURES	Prior Years	Re-Estimate	2024-25	2025-26	2026-27	2027-28	2028-29	Future Yrs	Total
Land	0	0	0	0	0	0	0	0	0
Design	31,217	389,017	0	0	0	0	0	0	420,234
Construction	0	0	1,300,000	0	0	0	0	0	1,300,000
Equipment	0	0	0	0	0	0	0	0	0
TOTAL	31,217	389,017	1,300,000	0	0	0	0	0	1,720,234

REVENUES	Prior Years	Re-Estimate	2024-25	2025-26	2026-27	2027-28	2028-29	Future Yrs	Total
Revenue Bonds	31,217	389,017	1,300,000	0	0	0	0	0	1,720,234
N/A	0	0	0	0	0	0	0	0	0
N/A	0	0	0	0	0	0	0	0	0
TOTAL	31,217	389,017	1,300,000	0	0	0	0	0	1,720,234

OPERATING BUDGET IMPACT	2024-25	2025-26	2026-27	2027-28	2028-29	Future Yrs	Total
	0	0	0	0	0	0	0

CITY OF PLANO

COMMUNITY INVESTMENT PROGRAM

Project Name: Archgate Park Erosion Control

Project Number: 70134

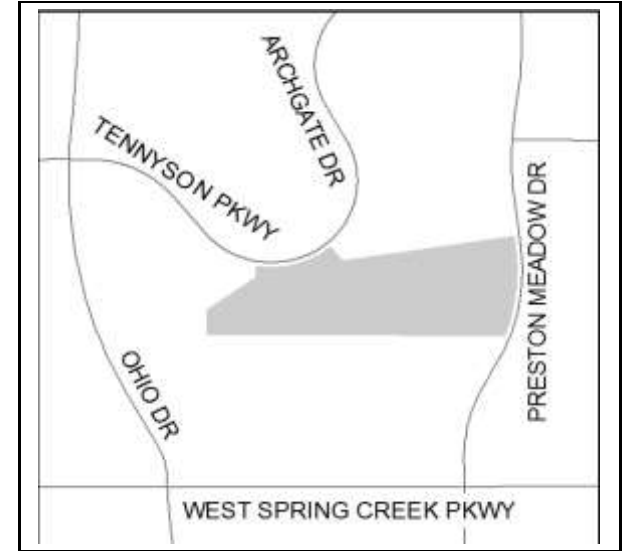
Start Date: May. 2023

Description:

Completion Date: Sep. 2024

Repair erosion within the park along the creek to protect park infrastructure.

Project PKR-D-7334



EXPENDITURES	Prior Years	Re-Estimate	2024-25	2025-26	2026-27	2027-28	2028-29	Future Yrs	Total
Land	0	0	0	0	0	0	0	0	0
Design	0	0	0	0	0	0	0	0	0
Construction	0	227,659	0	0	0	0	0	0	227,659
Equipment	0	0	0	0	0	0	0	0	0
TOTAL	0	227,659	0	0	0	0	0	0	227,659

REVENUES	Prior Years	Re-Estimate	2024-25	2025-26	2026-27	2027-28	2028-29	Future Yrs	Total
Revenue Bonds	0	227,659	0	0	0	0	0	0	227,659
N/A	0	0	0	0	0	0	0	0	0
N/A	0	0	0	0	0	0	0	0	0
TOTAL	0	227,659	0	0	0	0	0	0	227,659

OPERATING BUDGET IMPACT	2024-25	2025-26	2026-27	2027-28	2028-29	Future Yrs	Total
	0	0	0	0	0	0	0

CITY OF PLANO

COMMUNITY INVESTMENT PROGRAM

Project Name: Big Lake Silt Removal

Project Number: 70128

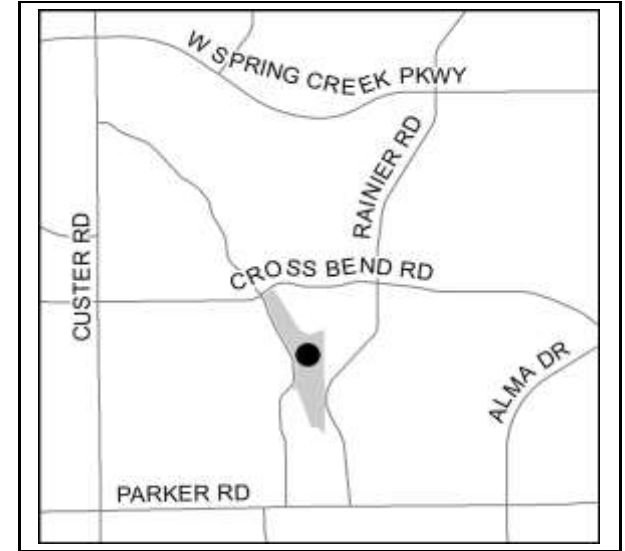
Start Date: Oct. 2021

Description:

Completion Date: Sep. 2025

Hydraulic study, design and improvements to address accumulated silt and debris in the pond of Big Lake Park along Chisholm Trail.

Project PKR-D-7414



EXPENDITURES	Prior Years	Re-Estimate	2024-25	2025-26	2026-27	2027-28	2028-29	Future Yrs	Total
Land	0	0	0	0	0	0	0	0	0
Design	96,126	101,490	0	0	0	0	0	0	197,616
Construction	0	0	2,753,931	0	0	0	0	0	2,753,931
Equipment	0	0	0	0	0	0	0	0	0
TOTAL	96,126	101,490	2,753,931	0	0	0	0	0	2,951,547

REVENUES	Prior Years	Re-Estimate	2024-25	2025-26	2026-27	2027-28	2028-29	Future Yrs	Total
Revenue Bonds	96,126	101,490	2,753,931	0	0	0	0	0	2,951,547
N/A	0	0	0	0	0	0	0	0	0
N/A	0	0	0	0	0	0	0	0	0
TOTAL	96,126	101,490	2,753,931	0	0	0	0	0	2,951,547

OPERATING BUDGET IMPACT	2024-25	2025-26	2026-27	2027-28	2028-29	Future Yrs	Total
	0	0	0	0	0	0	0

CITY OF PLANO

COMMUNITY INVESTMENT PROGRAM

Project Name: Big Lake Weir Repair

Project Number: 70127

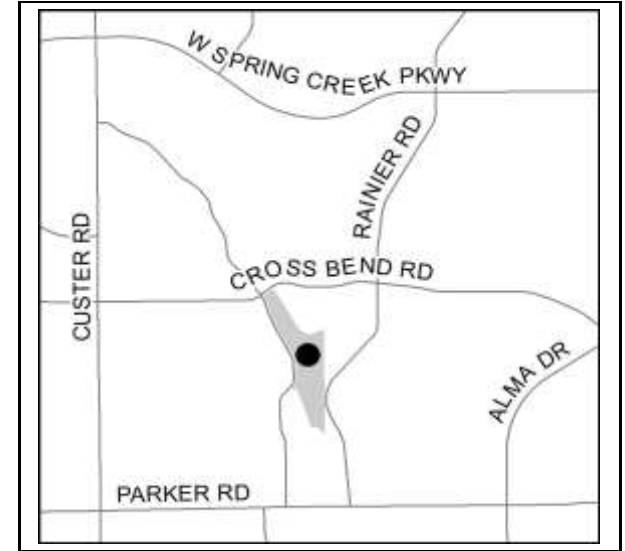
Start Date: Jan. 2022

Description:

Completion Date: Sep. 2024

Hydraulic study, design and improvements to make repairs needed to the weir on the south end of the pond at Big Lake Park along Chisholm Trail.

Project PKR-D-7415



EXPENDITURES	Prior Years	Re-Estimate	2024-25	2025-26	2026-27	2027-28	2028-29	Future Yrs	Total
Land	0	0	0	0	0	0	0	0	0
Design	97,151	0	0	0	0	0	0	0	97,151
Construction	98,333	512,819	0	0	0	0	0	0	611,152
Equipment	0	0	0	0	0	0	0	0	0
TOTAL	195,484	512,819	0	0	0	0	0	0	708,303

REVENUES	Prior Years	Re-Estimate	2024-25	2025-26	2026-27	2027-28	2028-29	Future Yrs	Total
Revenue Bonds	195,484	512,819	0	0	0	0	0	0	708,303
N/A	0	0	0	0	0	0	0	0	0
N/A	0	0	0	0	0	0	0	0	0
TOTAL	195,484	512,819	0	0	0	0	0	0	708,303

OPERATING BUDGET IMPACT	2024-25	2025-26	2026-27	2027-28	2028-29	Future Yrs	Total
	0	0	0	0	0	0	0

CITY OF PLANO

COMMUNITY INVESTMENT PROGRAM

Project Name: Bob Woodruff North Trail Creek Restoration
Project Number: 269999 **Start Date:** Jul. 2024
Description: **Completion Date:** Sep. 2026
 Project Number TBD



EXPENDITURES	Prior Years	Re-Estimate	2024-25	2025-26	2026-27	2027-28	2028-29	Future Yrs	Total
Land	0	0	0	0	0	0	0	0	0
Design	0	150,000	0	0	0	0	0	0	150,000
Construction	0	0	150,000	750,000	0	0	0	0	900,000
Equipment	0	0	0	0	0	0	0	0	0
TOTAL	0	150,000	150,000	750,000	0	0	0	0	1,050,000

REVENUES	Prior Years	Re-Estimate	2024-25	2025-26	2026-27	2027-28	2028-29	Future Yrs	Total
Revenue Bonds	0	150,000	150,000	750,000	0	0	0	0	1,050,000
N/A	0	0	0	0	0	0	0	0	0
N/A	0	0	0	0	0	0	0	0	0
TOTAL	0	150,000	150,000	750,000	0	0	0	0	1,050,000

OPERATING BUDGET IMPACT	2024-25	2025-26	2026-27	2027-28	2028-29	Future Yrs	Total
	0	0	0	0	0	0	0

CITY OF PLANO

COMMUNITY INVESTMENT PROGRAM

Project Name: Chisholm Trail Erosion at San Simeon, Ph 2
Project Number: 260015 **Start Date:** Apr. 2023
Description: **Completion Date:** Sep. 2026
 A project to address erosion at this location.
 Project PKR-D-00008



EXPENDITURES	Prior Years	Re-Estimate	2024-25	2025-26	2026-27	2027-28	2028-29	Future Yrs	Total
Land	0	0	0	0	0	0	0	0	0
Design	0	75,000	0	0	0	0	0	0	75,000
Construction	0	0	700,000	750,000	0	0	0	0	1,450,000
Equipment	0	0	0	0	0	0	0	0	0
TOTAL	0	75,000	700,000	750,000	0	0	0	0	1,525,000

REVENUES	Prior Years	Re-Estimate	2024-25	2025-26	2026-27	2027-28	2028-29	Future Yrs	Total
Revenue Bonds	0	75,000	700,000	750,000	0	0	0	0	1,525,000
N/A	0	0	0	0	0	0	0	0	0
N/A	0	0	0	0	0	0	0	0	0
TOTAL	0	75,000	700,000	750,000	0	0	0	0	1,525,000

OPERATING BUDGET IMPACT	2024-25	2025-26	2026-27	2027-28	2028-29	Future Yrs	Total
	0	0	0	0	0	0	0

CITY OF PLANO

COMMUNITY INVESTMENT PROGRAM

Project Name: Chisholm Trail Extension - 15th St to Mall Ring Road

Project Number: 269998

Start Date: Jul. 2024

Description:

Completion Date: Sep. 2025

Project Number TBD



EXPENDITURES	Prior Years	Re-Estimate	2024-25	2025-26	2026-27	2027-28	2028-29	Future Yrs	Total
Land	0	0	0	0	0	0	0	0	0
Design	0	150,000	0	0	0	0	0	0	150,000
Construction	0	0	850,000	0	0	0	0	0	850,000
Equipment	0	0	0	0	0	0	0	0	0
TOTAL	0	150,000	850,000	0	0	0	0	0	1,000,000

REVENUES	Prior Years	Re-Estimate	2024-25	2025-26	2026-27	2027-28	2028-29	Future Yrs	Total
Revenue Bonds	0	150,000	850,000	0	0	0	0	0	1,000,000
N/A	0	0	0	0	0	0	0	0	0
N/A	0	0	0	0	0	0	0	0	0
TOTAL	0	150,000	850,000	0	0	0	0	0	1,000,000

OPERATING BUDGET IMPACT	2024-25	2025-26	2026-27	2027-28	2028-29	Future Yrs	Total
	0	0	0	0	0	0	0

CITY OF PLANO

COMMUNITY INVESTMENT PROGRAM

Project Name: Collin Creek Culvert Mitigation

Project Number: 269996

Start Date: Jul. 2024

Description:

Completion Date: Sep. 2027

Project ENG-D-7578



EXPENDITURES	Prior Years	Re-Estimate	2024-25	2025-26	2026-27	2027-28	2028-29	Future Yrs	Total
Land	0	0	0	0	0	0	0	0	0
Design	0	100,000	0	0	0	0	0	0	100,000
Construction	0	0	900,000	6,200,000	4,000,000	0	0	0	11,100,000
Equipment	0	0	0	0	0	0	0	0	0
TOTAL	0	100,000	900,000	6,200,000	4,000,000	0	0	0	11,200,000

REVENUES	Prior Years	Re-Estimate	2024-25	2025-26	2026-27	2027-28	2028-29	Future Yrs	Total
Revenue Bonds	0	100,000	900,000	6,200,000	4,000,000	0	0	0	11,200,000
N/A	0	0	0	0	0	0	0	0	0
N/A	0	0	0	0	0	0	0	0	0
TOTAL	0	100,000	900,000	6,200,000	4,000,000	0	0	0	11,200,000

OPERATING BUDGET IMPACT	2024-25	2025-26	2026-27	2027-28	2028-29	Future Yrs	Total
	0	0	0	0	0	0	0

CITY OF PLANO

COMMUNITY INVESTMENT PROGRAM

Project Name: Collin Creek Culvert Replacement

Project Number: 71144

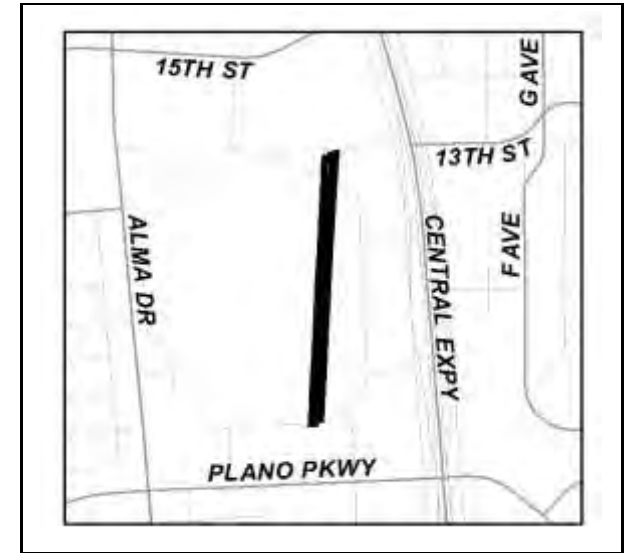
Start Date: Oct. 2019

Description:

Completion Date: Oct. 2025

Repair & renovation of culverts beneath the current eastern parking lot of the Collin Creek Mall property in conjunction with planned redevelopment for the area.

Project ENG-D-6804.1



EXPENDITURES	Prior Years	Re-Estimate	2024-25	2025-26	2026-27	2027-28	2028-29	Future Yrs	Total
Land	50,067	0	0	0	0	0	0	0	50,067
Design	2,122,231	0	0	0	0	0	0	0	2,122,231
Construction	15,142,573	9,450,000	4,010,000	0	0	0	0	0	28,602,573
Equipment	0	0	0	0	0	0	0	0	0
TOTAL	17,314,871	9,450,000	4,010,000	0	0	0	0	0	30,774,871

REVENUES	Prior Years	Re-Estimate	2024-25	2025-26	2026-27	2027-28	2028-29	Future Yrs	Total
Revenue Bonds	17,314,871	9,450,000	4,010,000	0	0	0	0	0	30,774,871
N/A	0	0	0	0	0	0	0	0	0
N/A	0	0	0	0	0	0	0	0	0
TOTAL	17,314,871	9,450,000	4,010,000	0	0	0	0	0	30,774,871

OPERATING BUDGET IMPACT	2024-25	2025-26	2026-27	2027-28	2028-29	Future Yrs	Total
	0	0	0	0	0	0	0

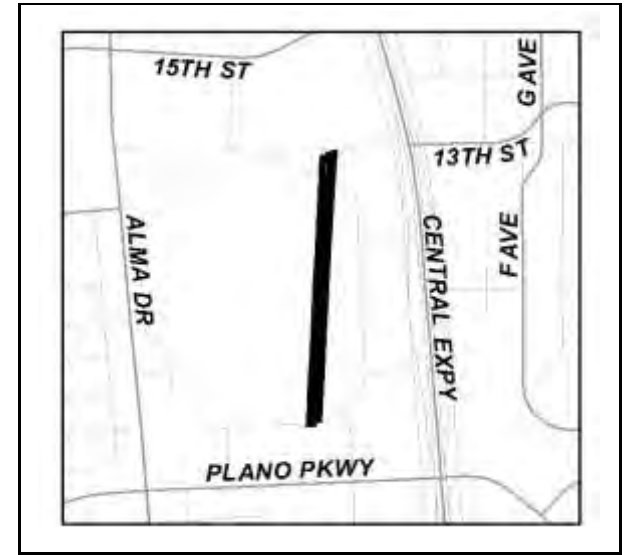
CITY OF PLANO

COMMUNITY INVESTMENT PROGRAM

Project Name: Collin Creek Mall H&H Alternative Analysis
Project Number: 260019 **Start Date:** May. 2023
Description: **Completion Date:** Sep. 2024

The Collin Creek Mall redevelopment has continued with on-going construction on the three large arch culverts that convey Spring Creek under the mall parking lot. Recent hydraulic analysis of the culverts by the Developer’s engineer has indicated ponding of water during the 100-year storm that will inundate the mall ring road. This project will perform a hydraulic analysis to evaluate some conceptual alternatives to mitigate the ponding of water on the ring road during the 100-year storm event.

Project ENG-D-00004



EXPENDITURES	Prior Years	Re-Estimate	2024-25	2025-26	2026-27	2027-28	2028-29	Future Yrs	Total
Land	0	0	0	0	0	0	0	0	0
Design	50,000	15,800	0	0	0	0	0	0	65,800
Construction	0	0	0	0	0	0	0	0	0
Equipment	0	0	0	0	0	0	0	0	0
TOTAL	50,000	15,800	0	0	0	0	0	0	65,800

REVENUES	Prior Years	Re-Estimate	2024-25	2025-26	2026-27	2027-28	2028-29	Future Yrs	Total
Revenue Bonds	50,000	15,800	0	0	0	0	0	0	65,800
N/A	0	0	0	0	0	0	0	0	0
N/A	0	0	0	0	0	0	0	0	0
TOTAL	50,000	15,800	0	0	0	0	0	0	65,800

OPERATING BUDGET IMPACT	2024-25	2025-26	2026-27	2027-28	2028-29	Future Yrs	Total
	0	0	0	0	0	0	0

CITY OF PLANO

COMMUNITY INVESTMENT PROGRAM

Project Name: Collin Creek Mall Two-Dimensional (2D) Hydraulic Study

Project Number: 260020

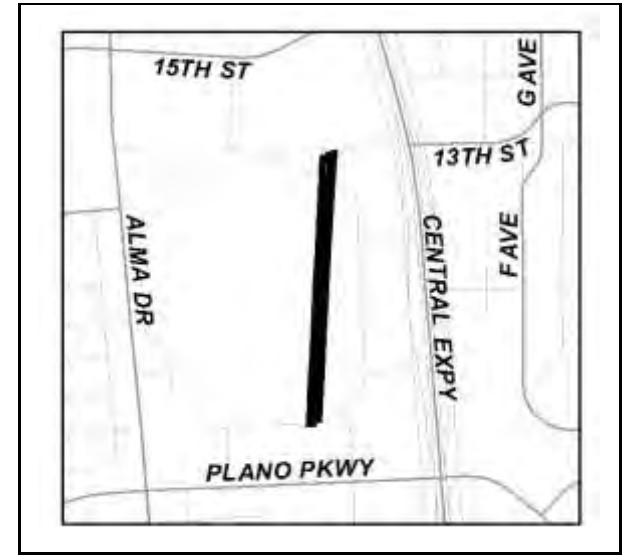
Start Date: Jun. 2023

Description:

Completion Date: Sep. 2024

2D unsteady hydraulic study of Spring Creek associated with the Collin Creek Mall culvert system downstream of 15th Street and upstreard of Plano Parkway.

Project ENG-D-00005



EXPENDITURES	Prior Years	Re-Estimate	2024-25	2025-26	2026-27	2027-28	2028-29	Future Yrs	Total
Land	0	0	0	0	0	0	0	0	0
Design	23,300	47,700	0	0	0	0	0	0	71,000
Construction	0	0	0	0	0	0	0	0	0
Equipment	0	0	0	0	0	0	0	0	0
TOTAL	23,300	47,700	0	0	0	0	0	0	71,000

REVENUES	Prior Years	Re-Estimate	2024-25	2025-26	2026-27	2027-28	2028-29	Future Yrs	Total
Revenue Bonds	23,300	47,700	0	0	0	0	0	0	71,000
N/A	0	0	0	0	0	0	0	0	0
N/A	0	0	0	0	0	0	0	0	0
TOTAL	23,300	47,700	0	0	0	0	0	0	71,000

OPERATING BUDGET IMPACT	2024-25	2025-26	2026-27	2027-28	2028-29	Future Yrs	Total
	0	0	0	0	0	0	0

CITY OF PLANO

COMMUNITY INVESTMENT PROGRAM

Project Name: Drainage Improvements: Rockbrook/Flintstone/Brandon/etc.

Project Number: 260018

Start Date: Oct. 2022

Description:

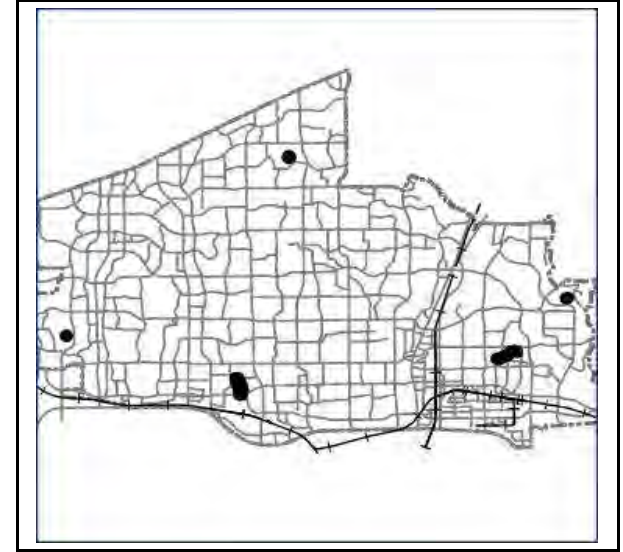
Completion Date: Sep. 2026

This project includes miscellaneous drainage improvements at five (5) sites at various locations in the City of Plano. Below are the five locations and associated improvements:

1. 2700-3212 Rockbrook Dr. - drainage study with proposed storm drain improvements and final civil plans.
2. 3636 Flintstone Dr. - relocation of storm drain inlet.
3. 6445 Brandon Ct. - repair of existing storm drain outfall.
4. Russell Creek Park - repair of existing storm drain outfall on west side of pond.
5. 1409-1613 Eden Valley Ln. - drainage study with proposed channel improvements and final civil plans.

Project ENG-D-00003

(Migrated from previous account #71149)



EXPENDITURES	Prior Years	Re-Estimate	2024-25	2025-26	2026-27	2027-28	2028-29	Future Yrs	Total
Land	0	0	0	0	0	0	0	0	0
Design	260,232	85,000	0	0	0	0	0	0	345,232
Construction	0	0	460,000	695,000	0	0	0	0	1,155,000
Equipment	0	0	0	0	0	0	0	0	0
TOTAL	260,232	85,000	460,000	695,000	0	0	0	0	1,500,232

REVENUES	Prior Years	Re-Estimate	2024-25	2025-26	2026-27	2027-28	2028-29	Future Yrs	Total
Revenue Bonds	260,232	85,000	460,000	695,000	0	0	0	0	1,500,232
N/A	0	0	0	0	0	0	0	0	0
N/A	0	0	0	0	0	0	0	0	0
TOTAL	260,232	85,000	460,000	695,000	0	0	0	0	1,500,232

OPERATING BUDGET IMPACT	2024-25	2025-26	2026-27	2027-28	2028-29	Future Yrs	Total
	0	0	0	0	0	0	0

CITY OF PLANO

COMMUNITY INVESTMENT PROGRAM

Project Name: East Side Drainage Improvements

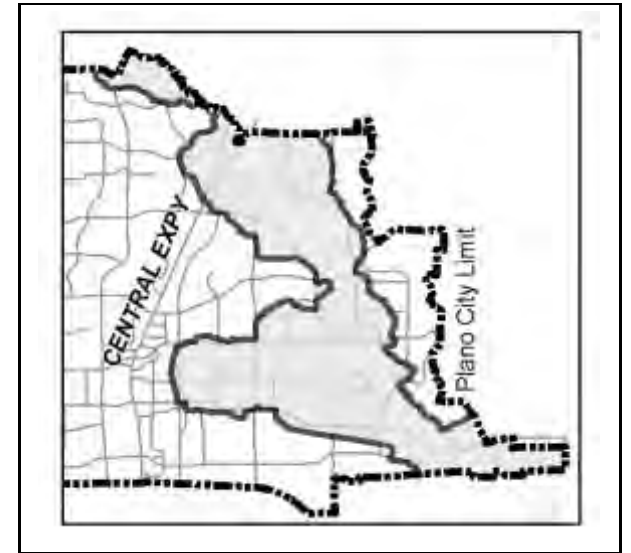
Project Number: 71134

Start Date: Oct. 2013

Description:

Completion Date: Sep. 2028

Drainage improvements to the existing systems draining into Rowlett Creek and its tributaries.



EXPENDITURES	Prior Years	Re-Estimate	2024-25	2025-26	2026-27	2027-28	2028-29	Future Yrs	Total
Land	0	0	0	0	0	0	0	0	0
Design	0	0	0	0	0	0	0	0	0
Construction	0	0	700,000	700,000	700,000	700,000	700,000	0	3,500,000
Equipment	0	0	0	0	0	0	0	0	0
TOTAL	0	0	700,000	700,000	700,000	700,000	700,000	0	3,500,000

REVENUES	Prior Years	Re-Estimate	2024-25	2025-26	2026-27	2027-28	2028-29	Future Yrs	Total
Revenue Bonds	0	0	700,000	700,000	700,000	700,000	700,000	0	3,500,000
N/A	0	0	0	0	0	0	0	0	0
N/A	0	0	0	0	0	0	0	0	0
TOTAL	0	0	700,000	700,000	700,000	700,000	700,000	0	3,500,000

OPERATING BUDGET IMPACT	2024-25	2025-26	2026-27	2027-28	2028-29	Future Yrs	Total
	0	0	0	0	0	0	0

CITY OF PLANO

COMMUNITY INVESTMENT PROGRAM

Project Name: Erosion Control

Project Number: 70101

Start Date: Oct. 2011

Description:

Completion Date: Sep. 2029

Construction of erosion control facilities in creeks. Projects will be established yearly based on severity of problem.



EXPENDITURES	Prior Years	Re-Estimate	2024-25	2025-26	2026-27	2027-28	2028-29	Future Yrs	Total
Land	13,078	0	0	0	0	0	0	0	13,078
Design	416,387	0	0	0	0	0	0	0	416,387
Construction	3,154,717	500,000	1,000,000	2,500,000	1,500,000	1,500,000	1,500,000	0	11,654,717
Equipment	0	0	0	0	0	0	0	0	0
TOTAL	3,584,182	500,000	1,000,000	2,500,000	1,500,000	1,500,000	1,500,000	0	12,084,182

REVENUES	Prior Years	Re-Estimate	2024-25	2025-26	2026-27	2027-28	2028-29	Future Yrs	Total
Revenue Bonds	3,584,032	500,000	1,000,000	2,500,000	1,500,000	1,500,000	1,500,000	0	12,084,032
Map Sales	150	0	0	0	0	0	0	0	150
N/A	0	0	0	0	0	0	0	0	0
TOTAL	3,584,182	500,000	1,000,000	2,500,000	1,500,000	1,500,000	1,500,000	0	12,084,182

OPERATING BUDGET IMPACT	2024-25	2025-26	2026-27	2027-28	2028-29	Future Yrs	Total
	0	0	0	0	0	0	0

CITY OF PLANO

COMMUNITY INVESTMENT PROGRAM

Project Name: Erosion Control - Rowlett Creek at Pecan Hollow

Project Number: 70135

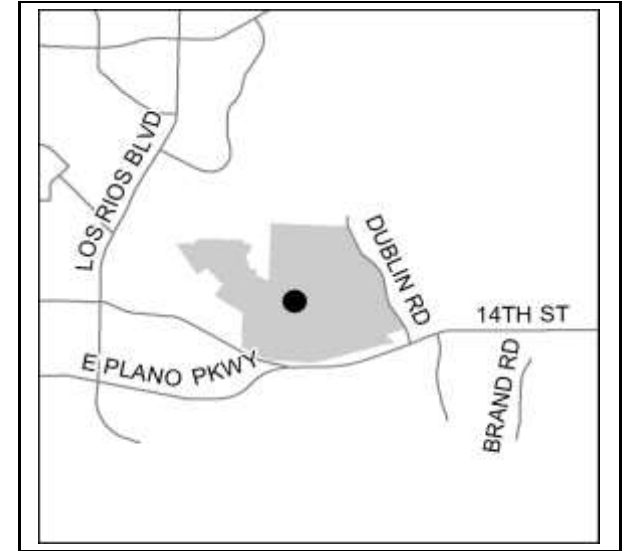
Start Date: Oct. 2021

Description:

Completion Date: Sep. 2027

Hydraulic study, design and constructed improvements to address creek erosion along Rowlett Creek within the Pecan Hollow Golf Course property.

Project ENG-D-7419.1



EXPENDITURES	Prior Years	Re-Estimate	2024-25	2025-26	2026-27	2027-28	2028-29	Future Yrs	Total
Land	0	0	0	0	0	0	0	0	0
Design	369,173	137,028	0	0	0	0	0	0	506,201
Construction	0	0	2,565,000	0	0	0	0	0	2,565,000
Equipment	0	0	0	0	0	0	0	0	0
TOTAL	369,173	137,028	2,565,000	0	0	0	0	0	3,071,201

REVENUES	Prior Years	Re-Estimate	2024-25	2025-26	2026-27	2027-28	2028-29	Future Yrs	Total
Revenue Bonds	369,173	137,028	2,565,000	0	0	0	0	0	3,071,201
N/A	0	0	0	0	0	0	0	0	0
N/A	0	0	0	0	0	0	0	0	0
TOTAL	369,173	137,028	2,565,000	0	0	0	0	0	3,071,201

OPERATING BUDGET IMPACT	2024-25	2025-26	2026-27	2027-28	2028-29	Future Yrs	Total
	0	0	0	0	0	0	0

CITY OF PLANO

COMMUNITY INVESTMENT PROGRAM

Project Name: Erosion Control - Shady Brook Trail / Riverside
Project Number: 260016 **Start Date:** Oct. 2022
Description: **Completion Date:** Sep. 2026
 Repair erosion within the park along the creek to protect park infrastructure.
 Project PKR-D-00009



EXPENDITURES	Prior Years	Re-Estimate	2024-25	2025-26	2026-27	2027-28	2028-29	Future Yrs	Total
Land	0	0	0	0	0	0	0	0	0
Design	8,500	0	0	0	0	0	0	0	8,500
Construction	0	486,000	750,000	750,000	0	0	0	0	1,986,000
Equipment	0	0	0	0	0	0	0	0	0
TOTAL	8,500	486,000	750,000	750,000	0	0	0	0	1,994,500

REVENUES	Prior Years	Re-Estimate	2024-25	2025-26	2026-27	2027-28	2028-29	Future Yrs	Total
Revenue Bonds	8,500	486,000	750,000	750,000	0	0	0	0	1,994,500
N/A	0	0	0	0	0	0	0	0	0
N/A	0	0	0	0	0	0	0	0	0
TOTAL	8,500	486,000	750,000	750,000	0	0	0	0	1,994,500

OPERATING BUDGET IMPACT	2024-25	2025-26	2026-27	2027-28	2028-29	Future Yrs	Total
	0	0	0	0	0	0	0

CITY OF PLANO

COMMUNITY INVESTMENT PROGRAM

Project Name: Erosion Control - Willow Creek & Ports O'Call

Project Number: 70136

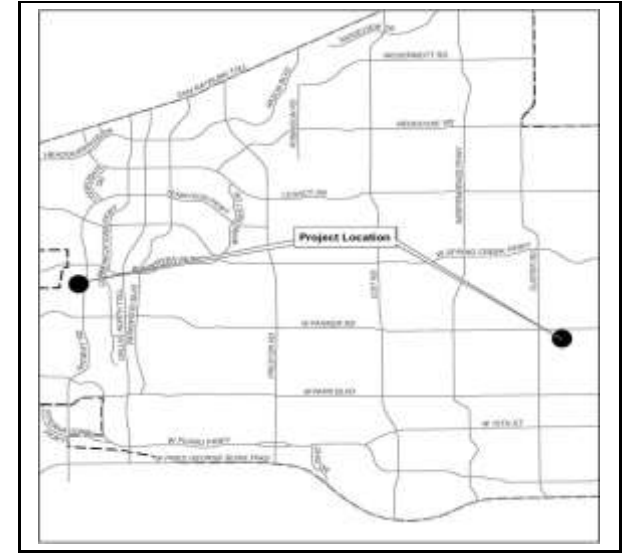
Start Date: Oct. 2020

Description:

Completion Date: Oct. 2025

Erosion control project for installation of streambank protection at three sites within the City of Plano. The three sites include 3408, 6420, 6424 Willow Creek Dr., 1801 Macao Pl., and 2908/2909 Ports O'Call Ct.

Project ENG-D-7468



EXPENDITURES	Prior Years	Re-Estimate	2024-25	2025-26	2026-27	2027-28	2028-29	Future Yrs	Total
Land	0	0	0	0	0	0	0	0	0
Design	230,200	125,000	25,000	0	0	0	0	0	380,200
Construction	0	0	1,620,000	0	0	0	0	0	1,620,000
Equipment	0	0	0	0	0	0	0	0	0
TOTAL	230,200	125,000	1,645,000	0	0	0	0	0	2,000,200

REVENUES	Prior Years	Re-Estimate	2024-25	2025-26	2026-27	2027-28	2028-29	Future Yrs	Total
Revenue Bonds	230,200	125,000	1,645,000	0	0	0	0	0	2,000,200
N/A	0	0	0	0	0	0	0	0	0
N/A	0	0	0	0	0	0	0	0	0
TOTAL	230,200	125,000	1,645,000	0	0	0	0	0	2,000,200

OPERATING BUDGET IMPACT	2024-25	2025-26	2026-27	2027-28	2028-29	Future Yrs	Total
	0	0	0	0	0	0	0

CITY OF PLANO

COMMUNITY INVESTMENT PROGRAM

Project Name: Erosion Control - Willow Creek Park / Roanoke

Project Number: 70138

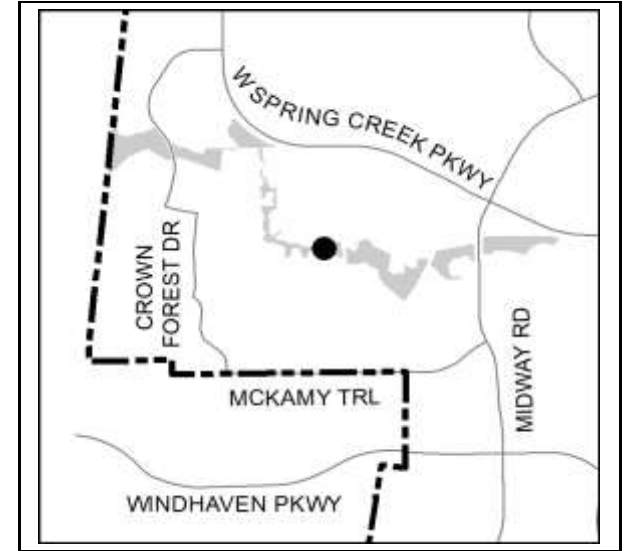
Start Date: Oct. 2021

Description:

Completion Date: Oct. 2025

A project to design and renovate a 0.25-mile section of Willow Creek Trail, between Roanoke Drive and P Avenue, as well as address an eroding creek bank adjacent to the neighboring homes.

Project PKR-P-7566



EXPENDITURES	Prior Years	Re-Estimate	2024-25	2025-26	2026-27	2027-28	2028-29	Future Yrs	Total
Land	0	0	0	0	0	0	0	0	0
Design	50,900	0	0	0	0	0	0	0	50,900
Construction	0	150,000	150,000	0	0	0	0	0	300,000
Equipment	0	0	0	0	0	0	0	0	0
TOTAL	50,900	150,000	150,000	0	0	0	0	0	350,900

REVENUES	Prior Years	Re-Estimate	2024-25	2025-26	2026-27	2027-28	2028-29	Future Yrs	Total
Revenue Bonds	50,900	150,000	150,000	0	0	0	0	0	350,900
N/A	0	0	0	0	0	0	0	0	0
N/A	0	0	0	0	0	0	0	0	0
TOTAL	50,900	150,000	150,000	0	0	0	0	0	350,900

OPERATING BUDGET IMPACT	2024-25	2025-26	2026-27	2027-28	2028-29	Future Yrs	Total
	0	0	0	0	0	0	0

CITY OF PLANO

COMMUNITY INVESTMENT PROGRAM

Project Name: Erosion Control- Spring Creek at 16th Street

Project Number: 70132

Start Date: Dec. 2020

Description:

Completion Date: Oct. 2024

Project includes approximately 500 linear feet of slope stabilization improvements along the west side of Spring Creek, north of 16th Street.

Design awarded to kimley-Horn and Associates in December 2020

Project ENG-D-7308



EXPENDITURES	Prior Years	Re-Estimate	2024-25	2025-26	2026-27	2027-28	2028-29	Future Yrs	Total
Land	19,650	0	0	0	0	0	0	0	19,650
Design	287,924	0	0	0	0	0	0	0	287,924
Construction	1,508,938	538,158	0	0	0	0	0	0	2,047,096
Equipment	0	0	0	0	0	0	0	0	0
TOTAL	1,816,512	538,158	0	0	0	0	0	0	2,354,670

REVENUES	Prior Years	Re-Estimate	2024-25	2025-26	2026-27	2027-28	2028-29	Future Yrs	Total
Revenue Bonds	1,816,512	538,158	0	0	0	0	0	0	2,354,670
N/A	0	0	0	0	0	0	0	0	0
N/A	0	0	0	0	0	0	0	0	0
TOTAL	1,816,512	538,158	0	0	0	0	0	0	2,354,670

OPERATING BUDGET IMPACT	2024-25	2025-26	2026-27	2027-28	2028-29	Future Yrs	Total
	0	0	0	0	0	0	0

CITY OF PLANO

COMMUNITY INVESTMENT PROGRAM

Project Name: Indian Creek & Shady Creek Circle Bank Stabilization

Project Number: 70121

Start Date: Jul. 2019

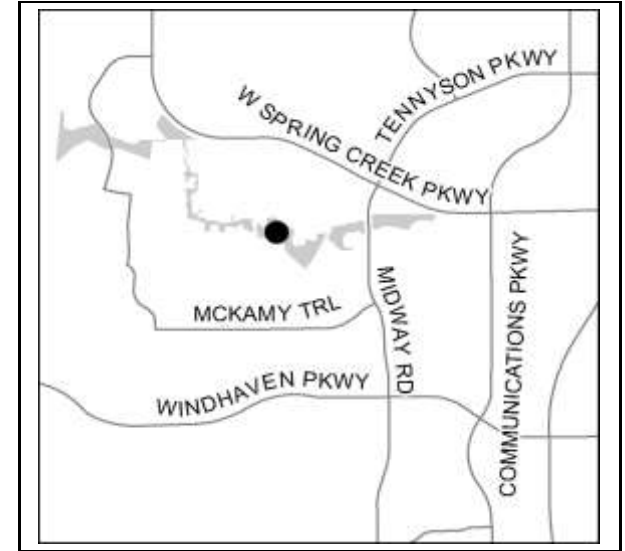
Description:

Completion Date: Sep. 2024

Hydraulic study, design and construction to improve streambank stabilization along a portion of Indian Creek Tributary No. 13 with severe erosion threatening residences in the vicinity of Shady Creek Circle.

Engineering services awarded to Walter P. Moore & Associates in July 2019 with services and scope expanded in May 2020.

Project ENG-D-7146



EXPENDITURES	Prior Years	Re-Estimate	2024-25	2025-26	2026-27	2027-28	2028-29	Future Yrs	Total
Land	0	0	0	0	0	0	0	0	0
Design	244,278	10,000	0	0	0	0	0	0	254,278
Construction	1,768,934	0	0	0	0	0	0	0	1,768,934
Equipment	0	0	0	0	0	0	0	0	0
TOTAL	2,013,212	10,000	0	0	0	0	0	0	2,023,212

REVENUES	Prior Years	Re-Estimate	2024-25	2025-26	2026-27	2027-28	2028-29	Future Yrs	Total
Revenue Bonds	2,013,212	10,000	0	0	0	0	0	0	2,023,212
N/A	0	0	0	0	0	0	0	0	0
N/A	0	0	0	0	0	0	0	0	0
TOTAL	2,013,212	10,000	0	0	0	0	0	0	2,023,212

OPERATING BUDGET IMPACT	2024-25	2025-26	2026-27	2027-28	2028-29	Future Yrs	Total
	0	0	0	0	0	0	0

CITY OF PLANO

COMMUNITY INVESTMENT PROGRAM

Project Name: Legacy Trail Pond Silt Removal

Project Number: 260013

Start Date: Oct. 2025

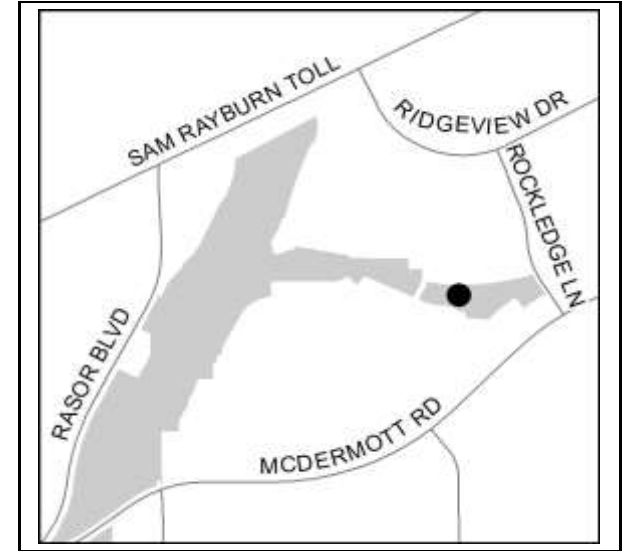
Description:

Completion Date: Sep. 2026

Hydraulic study, design and improvements to address accumulated silt and debris in the Legacy Trail pond located at Portage Lane and Rustling Water Lane.

Project PKR-D-00006

(Migrated from previous account #70131)



EXPENDITURES	Prior Years	Re-Estimate	2024-25	2025-26	2026-27	2027-28	2028-29	Future Yrs	Total
Land	0	0	0	0	0	0	0	0	0
Design	0	0	190,000	0	0	0	0	0	190,000
Construction	0	0	0	1,245,000	0	0	0	0	1,245,000
Equipment	0	0	0	0	0	0	0	0	0
TOTAL	0	0	190,000	1,245,000	0	0	0	0	1,435,000

REVENUES	Prior Years	Re-Estimate	2024-25	2025-26	2026-27	2027-28	2028-29	Future Yrs	Total
Revenue Bonds	0	0	190,000	1,245,000	0	0	0	0	1,435,000
N/A	0	0	0	0	0	0	0	0	0
N/A	0	0	0	0	0	0	0	0	0
TOTAL	0	0	190,000	1,245,000	0	0	0	0	1,435,000

OPERATING BUDGET IMPACT	2024-25	2025-26	2026-27	2027-28	2028-29	Future Yrs	Total
	0	0	0	0	0	0	0

CITY OF PLANO

COMMUNITY INVESTMENT PROGRAM

Project Name: Miscellaneous Drainage Improvements

Project Number: 71111

Start Date: Oct. 2012

Description:

Completion Date: Sep. 2029

Various drainage improvement projects throughout the City, such as increasing pipe size or adding inlet capacity to relieve flooding problems.



EXPENDITURES	Prior Years	Re-Estimate	2024-25	2025-26	2026-27	2027-28	2028-29	Future Yrs	Total
Land	4,960	0	0	0	0	0	0	0	4,960
Design	91,537	0	0	0	0	0	0	0	91,537
Construction	43,665	500,000	1,000,000	2,500,000	1,500,000	1,500,000	2,000,000	0	9,043,665
Equipment	0	0	0	0	0	0	0	0	0
TOTAL	140,162	500,000	1,000,000	2,500,000	1,500,000	1,500,000	2,000,000	0	9,140,162

REVENUES	Prior Years	Re-Estimate	2024-25	2025-26	2026-27	2027-28	2028-29	Future Yrs	Total
Revenue Bonds	140,162	500,000	1,000,000	2,500,000	1,500,000	1,500,000	2,000,000	0	9,140,162
N/A	0	0	0	0	0	0	0	0	0
N/A	0	0	0	0	0	0	0	0	0
TOTAL	140,162	500,000	1,000,000	2,500,000	1,500,000	1,500,000	2,000,000	0	9,140,162

OPERATING BUDGET IMPACT	2024-25	2025-26	2026-27	2027-28	2028-29	Future Yrs	Total
	0	0	0	0	0	0	0

CITY OF PLANO

COMMUNITY INVESTMENT PROGRAM

Project Name: Parks Creek Erosion General Account

Project Number: 260014

Start Date: Apr. 2023

Description:

Completion Date: Sep. 2028

Ongoing improvements to address erosion throughout the parks system along the city's drainage ways. Funding is for creek erosion control design work and construction of improvements.

Project PKR-D-00007

(Migrated from previous account #70104)



EXPENDITURES	Prior Years	Re-Estimate	2024-25	2025-26	2026-27	2027-28	2028-29	Future Yrs	Total
Land	0	0	0	0	0	0	0	0	0
Design	4,620	108,660	200,000	200,000	200,000	200,000	200,000	275,000	1,388,280
Construction	0	0	0	0	0	0	0	0	0
Equipment	0	0	0	0	0	0	0	0	0
TOTAL	4,620	108,660	200,000	200,000	200,000	200,000	200,000	275,000	1,388,280

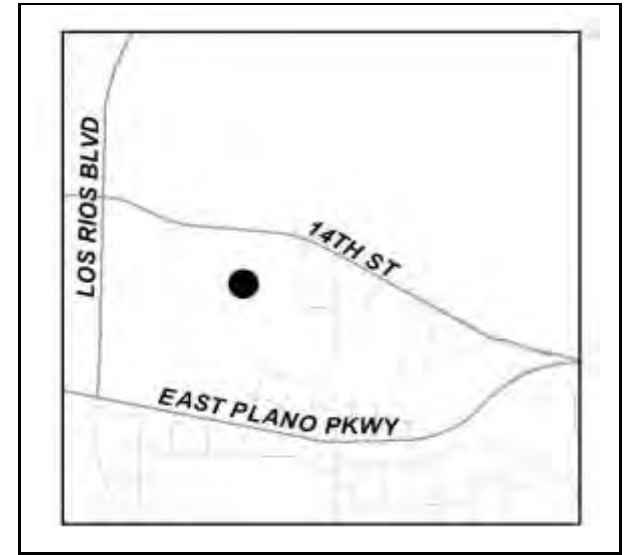
REVENUES	Prior Years	Re-Estimate	2024-25	2025-26	2026-27	2027-28	2028-29	Future Yrs	Total
Revenue Bonds	4,620	108,660	200,000	200,000	200,000	200,000	200,000	275,000	1,388,280
N/A	0	0	0	0	0	0	0	0	0
N/A	0	0	0	0	0	0	0	0	0
TOTAL	4,620	108,660	200,000	200,000	200,000	200,000	200,000	275,000	1,388,280

OPERATING BUDGET IMPACT	2024-25	2025-26	2026-27	2027-28	2028-29	Future Yrs	Total
	0	0	0	0	0	0	0

CITY OF PLANO

COMMUNITY INVESTMENT PROGRAM

Project Name: Pecan Hollow Erosion Control Holes 10 & 18
Project Number: 260002 **Start Date:** Oct. 2027
Description: **Completion Date:** Sep. 2029
 Erosion control at sites C (hole 10) and B (hole 18)



EXPENDITURES	Prior Years	Re-Estimate	2024-25	2025-26	2026-27	2027-28	2028-29	Future Yrs	Total
Land	0	0	0	0	0	0	0	0	0
Design	0	0	0	0	0	848,120	0	0	848,120
Construction	0	0	0	0	0	0	4,240,600	0	4,240,600
Equipment	0	0	0	0	0	0	0	0	0
TOTAL	0	0	0	0	0	848,120	4,240,600	0	5,088,720

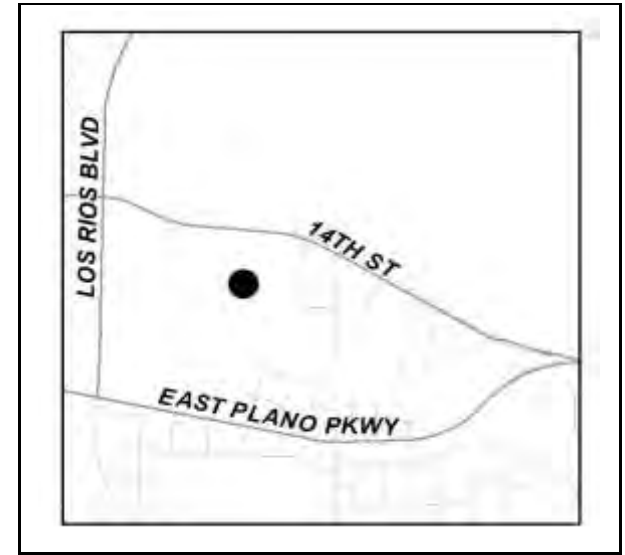
REVENUES	Prior Years	Re-Estimate	2024-25	2025-26	2026-27	2027-28	2028-29	Future Yrs	Total
Revenue Bonds	0	0	0	0	0	848,120	4,240,600	0	5,088,720
N/A	0	0	0	0	0	0	0	0	0
N/A	0	0	0	0	0	0	0	0	0
TOTAL	0	0	0	0	0	848,120	4,240,600	0	5,088,720

OPERATING BUDGET IMPACT	2024-25	2025-26	2026-27	2027-28	2028-29	Future Yrs	Total
	0	0	0	0	0	0	0

CITY OF PLANO

COMMUNITY INVESTMENT PROGRAM

Project Name: Pecan Hollow Pedestrian Bridges Erosion Control
Project Number: 260008 **Start Date:** Oct. 2025
Description: **Completion Date:** Sep. 2027
 Project to address erosion at sites D and E per the study.
 Project PKR-D-00002



EXPENDITURES	Prior Years	Re-Estimate	2024-25	2025-26	2026-27	2027-28	2028-29	Future Yrs	Total
Land	0	0	0	0	0	0	0	0	0
Design	0	0	0	675,000	0	0	0	0	675,000
Construction	0	0	0	0	3,370,000	0	0	0	3,370,000
Equipment	0	0	0	0	0	0	0	0	0
TOTAL	0	0	0	675,000	3,370,000	0	0	0	4,045,000

REVENUES	Prior Years	Re-Estimate	2024-25	2025-26	2026-27	2027-28	2028-29	Future Yrs	Total
Revenue Bonds	0	0	0	675,000	3,370,000	0	0	0	4,045,000
N/A	0	0	0	0	0	0	0	0	0
N/A	0	0	0	0	0	0	0	0	0
TOTAL	0	0	0	675,000	3,370,000	0	0	0	4,045,000

OPERATING BUDGET IMPACT	2024-25	2025-26	2026-27	2027-28	2028-29	Future Yrs	Total
	0	0	0	0	0	0	0

CITY OF PLANO

COMMUNITY INVESTMENT PROGRAM

Project Name: Ranch Estates Drainage Improvements

Project Number: 260007

Start Date: May, 2017

Description:

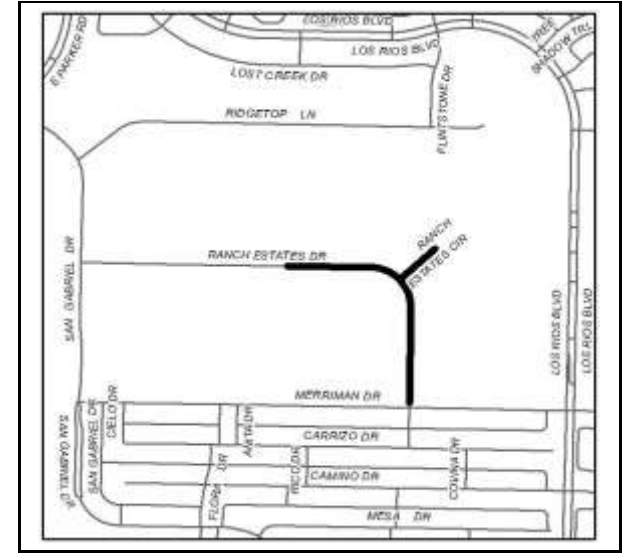
Completion Date: Sep. 2024

Drainage improvements to alleviate flooding conditions along Ranch Estates Drive and Ranch Estates Circle. This project was spun off from the Drainage Improvements - Los Rios Addition and Spring Creek Parkway project.

Design services awarded to Lam Consulting Engineering in May 2017.

Project ENG-D-00001

(Migrated from previous account #71137)



EXPENDITURES	Prior Years	Re-Estimate	2024-25	2025-26	2026-27	2027-28	2028-29	Future Yrs	Total
Land	33	0	0	0	0	0	0	0	33
Design	41,272	0	0	0	0	0	0	0	41,272
Construction	499,033	150,000	0	0	0	0	0	0	649,033
Equipment	0	0	0	0	0	0	0	0	0
TOTAL	540,338	150,000	0	0	0	0	0	0	690,338

REVENUES	Prior Years	Re-Estimate	2024-25	2025-26	2026-27	2027-28	2028-29	Future Yrs	Total
Revenue Bonds	540,338	150,000	0	0	0	0	0	0	690,338
N/A	0	0	0	0	0	0	0	0	0
N/A	0	0	0	0	0	0	0	0	0
TOTAL	540,338	150,000	0	0	0	0	0	0	690,338

OPERATING BUDGET IMPACT	2024-25	2025-26	2026-27	2027-28	2028-29	Future Yrs	Total
	0	0	0	0	0	0	0

CITY OF PLANO

COMMUNITY INVESTMENT PROGRAM

Project Name: Ridgeview Ranch Flood Study

Project Number: 269997

Start Date: Jul. 2024

Description:

Project Number TBD

Completion Date: Sep. 2025



EXPENDITURES	Prior Years	Re-Estimate	2024-25	2025-26	2026-27	2027-28	2028-29	Future Yrs	Total
Land	0	0	0	0	0	0	0	0	0
Design	0	0	175,000	0	0	0	0	0	175,000
Construction	0	0	0	0	0	0	0	0	0
Equipment	0	0	0	0	0	0	0	0	0
TOTAL	0	0	175,000	0	0	0	0	0	175,000

REVENUES	Prior Years	Re-Estimate	2024-25	2025-26	2026-27	2027-28	2028-29	Future Yrs	Total
Revenue Bonds	0	0	175,000	0	0	0	0	0	175,000
N/A	0	0	0	0	0	0	0	0	0
N/A	0	0	0	0	0	0	0	0	0
TOTAL	0	0	175,000	0	0	0	0	0	175,000

OPERATING BUDGET IMPACT	2024-25	2025-26	2026-27	2027-28	2028-29	Future Yrs	Total
	0	0	0	0	0	0	0

CITY OF PLANO

COMMUNITY INVESTMENT PROGRAM

Project Name: Russell Creek Park Erosion Control

Project Number: 70133

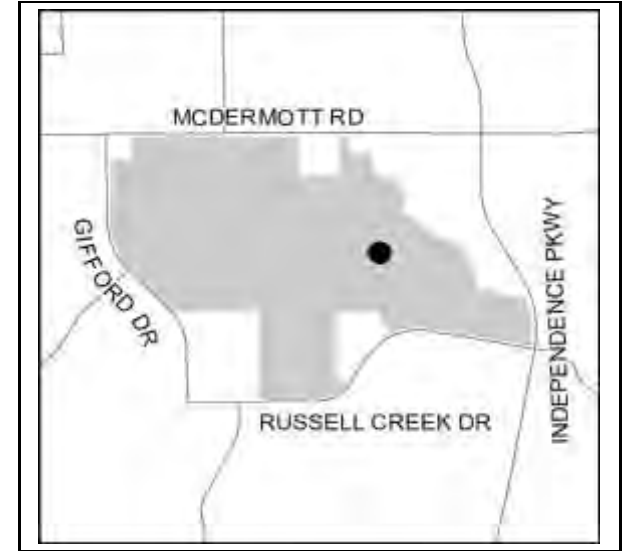
Start Date: Oct. 2022

Description:

Completion Date: Sep. 2025

A project to repair erosion along the edge of the turf where a tributary feeds into Russell Creek.

Project PKR-D-7325



EXPENDITURES	Prior Years	Re-Estimate	2024-25	2025-26	2026-27	2027-28	2028-29	Future Yrs	Total
Land	0	0	0	0	0	0	0	0	0
Design	0	0	0	0	0	0	0	0	0
Construction	0	0	235,000	0	0	0	0	0	235,000
Equipment	0	0	0	0	0	0	0	0	0
TOTAL	0	0	235,000	0	0	0	0	0	235,000

REVENUES	Prior Years	Re-Estimate	2024-25	2025-26	2026-27	2027-28	2028-29	Future Yrs	Total
Revenue Bonds	0	0	235,000	0	0	0	0	0	235,000
N/A	0	0	0	0	0	0	0	0	0
N/A	0	0	0	0	0	0	0	0	0
TOTAL	0	0	235,000	0	0	0	0	0	235,000

OPERATING BUDGET IMPACT	2024-25	2025-26	2026-27	2027-28	2028-29	Future Yrs	Total
	0	0	0	0	0	0	0

CITY OF PLANO

COMMUNITY INVESTMENT PROGRAM

Project Name: Russell Creek Pond Silt Removal

Project Number: 260012

Start Date: Oct. 2023

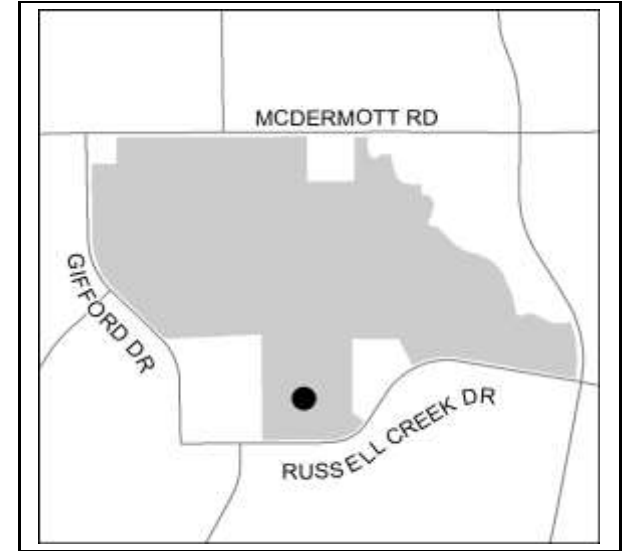
Description:

Completion Date: Sep. 2025

Hydraulic study, design and improvements to address accumulated silt and debris in the Russell Creek Pond.

Project PKR-D-00005

(Migrated from previous account #70129)



EXPENDITURES	Prior Years	Re-Estimate	2024-25	2025-26	2026-27	2027-28	2028-29	Future Yrs	Total
Land	0	0	0	0	0	0	0	0	0
Design	0	0	225,000	0	0	0	0	0	225,000
Construction	0	0	0	1,495,000	0	0	0	0	1,495,000
Equipment	0	0	0	0	0	0	0	0	0
TOTAL	0	0	225,000	1,495,000	0	0	0	0	1,720,000

REVENUES	Prior Years	Re-Estimate	2024-25	2025-26	2026-27	2027-28	2028-29	Future Yrs	Total
Revenue Bonds	0	0	225,000	1,495,000	0	0	0	0	1,720,000
N/A	0	0	0	0	0	0	0	0	0
N/A	0	0	0	0	0	0	0	0	0
TOTAL	0	0	225,000	1,495,000	0	0	0	0	1,720,000

OPERATING BUDGET IMPACT	2024-25	2025-26	2026-27	2027-28	2028-29	Future Yrs	Total
	0	0	0	0	0	0	0

CITY OF PLANO

COMMUNITY INVESTMENT PROGRAM

Project Name: Stream 2D8 Flood Study

Project Number: 71146

Start Date: Oct. 2021

Description:

Completion Date: Sep. 2024

Flood Study along Stream 2D8 from P Avenue to existing Study at Shiloh Road.

Project ENG-D-7497



EXPENDITURES	Prior Years	Re-Estimate	2024-25	2025-26	2026-27	2027-28	2028-29	Future Yrs	Total
Land	0	0	0	0	0	0	0	0	0
Design	235,238	25,000	26,000	0	0	0	0	0	286,238
Construction	0	0	0	0	0	0	0	0	0
Equipment	0	0	0	0	0	0	0	0	0
TOTAL	235,238	25,000	26,000	0	0	0	0	0	286,238

REVENUES	Prior Years	Re-Estimate	2024-25	2025-26	2026-27	2027-28	2028-29	Future Yrs	Total
Revenue Bonds	235,238	25,000	26,000	0	0	0	0	0	286,238
N/A	0	0	0	0	0	0	0	0	0
N/A	0	0	0	0	0	0	0	0	0
TOTAL	235,238	25,000	26,000	0	0	0	0	0	286,238

OPERATING BUDGET IMPACT	2024-25	2025-26	2026-27	2027-28	2028-29	Future Yrs	Total
	0	0	0	0	0	0	0

CITY OF PLANO

COMMUNITY INVESTMENT PROGRAM

Project Name: Streambank Citywide Study

Project Number: 71147

Start Date: Oct. 2022

Description:

Completion Date: Sep. 2025

Study to evaluation streambank erosion for all 120+ creek miles within the City of Plano. Project will provide a database of erosion evaluations, rankings, and associated costs for all properties along creeks within the city limits.

Project ENG-D-7577



EXPENDITURES	Prior Years	Re-Estimate	2024-25	2025-26	2026-27	2027-28	2028-29	Future Yrs	Total
Land	0	0	0	0	0	0	0	0	0
Design	345,505	360,000	120,000	0	0	0	0	0	825,505
Construction	0	0	0	0	0	0	0	0	0
Equipment	0	0	0	0	0	0	0	0	0
TOTAL	345,505	360,000	120,000	0	0	0	0	0	825,505

REVENUES	Prior Years	Re-Estimate	2024-25	2025-26	2026-27	2027-28	2028-29	Future Yrs	Total
Revenue Bonds	345,505	360,000	120,000	0	0	0	0	0	825,505
N/A	0	0	0	0	0	0	0	0	0
N/A	0	0	0	0	0	0	0	0	0
TOTAL	345,505	360,000	120,000	0	0	0	0	0	825,505

OPERATING BUDGET IMPACT	2024-25	2025-26	2026-27	2027-28	2028-29	Future Yrs	Total
	0	0	0	0	0	0	0

CITY OF PLANO

COMMUNITY INVESTMENT PROGRAM

Project Name: TX Water Development Board Grant App

Project Number: 260102

Start Date: Mar. 2024

Description:

Completion Date: Mar. 2025

This project includes preparing an Abridged application and Full application for submittal to the Texas Water Development Board for the Texas Flood Infrastructure Fund for financial assistance to perform a Flood Management Evaluation for the City of Plano.

Project ENG-D-00007



EXPENDITURES	Prior Years	Re-Estimate	2024-25	2025-26	2026-27	2027-28	2028-29	Future Yrs	Total
Land	0	0	0	0	0	0	0	0	0
Design	0	15,000	10,000	0	0	0	0	0	25,000
Construction	0	0	0	0	0	0	0	0	0
Equipment	0	0	0	0	0	0	0	0	0
TOTAL	0	15,000	10,000	0	0	0	0	0	25,000

REVENUES	Prior Years	Re-Estimate	2024-25	2025-26	2026-27	2027-28	2028-29	Future Yrs	Total
Revenue Bonds	0	15,000	10,000	0	0	0	0	0	25,000
N/A	0	0	0	0	0	0	0	0	0
N/A	0	0	0	0	0	0	0	0	0
TOTAL	0	15,000	10,000	0	0	0	0	0	25,000

OPERATING BUDGET IMPACT	2024-25	2025-26	2026-27	2027-28	2028-29	Future Yrs	Total
	0	0	0	0	0	0	0

CITY OF PLANO

COMMUNITY INVESTMENT PROGRAM

Project Name: Westlake Pond Silt Removal

Project Number: 70142

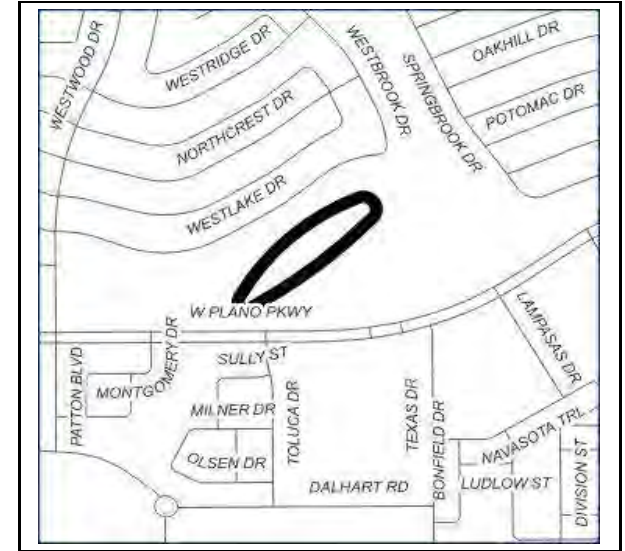
Start Date: Oct. 2022

Description:

Completion Date: Sep. 2023

Bathymetric survey to estimate the volume of silt and debris accumulated in the upstream end of the Westlake Pond due to recent construction activities in the area and the volume of silt and debris accumulated in the entire Westlake Pond. Two separate cost estimates will be provided, one for the removal of the silt in the upstream end of Westlake Pond only and a second one for the remainder of the Westlake pond.

Project ENG-D-7581



EXPENDITURES	Prior Years	Re-Estimate	2024-25	2025-26	2026-27	2027-28	2028-29	Future Yrs	Total
Land	0	0	0	0	0	0	0	0	0
Design	2,652	65,000	0	0	0	0	0	0	67,652
Construction	0	0	0	0	0	0	0	0	0
Equipment	0	0	0	0	0	0	0	0	0
TOTAL	2,652	65,000	0	0	0	0	0	0	67,652

REVENUES	Prior Years	Re-Estimate	2024-25	2025-26	2026-27	2027-28	2028-29	Future Yrs	Total
Revenue Bonds	2,652	65,000	0	0	0	0	0	0	67,652
N/A	0	0	0	0	0	0	0	0	0
N/A	0	0	0	0	0	0	0	0	0
TOTAL	2,652	65,000	0	0	0	0	0	0	67,652

OPERATING BUDGET IMPACT	2024-25	2025-26	2026-27	2027-28	2028-29	Future Yrs	Total
	0	0	0	0	0	0	0

CITY OF PLANO

COMMUNITY INVESTMENT PROGRAM

Project Name: Windhaven Meadows Pond Silt Removal

Project Number: 260011

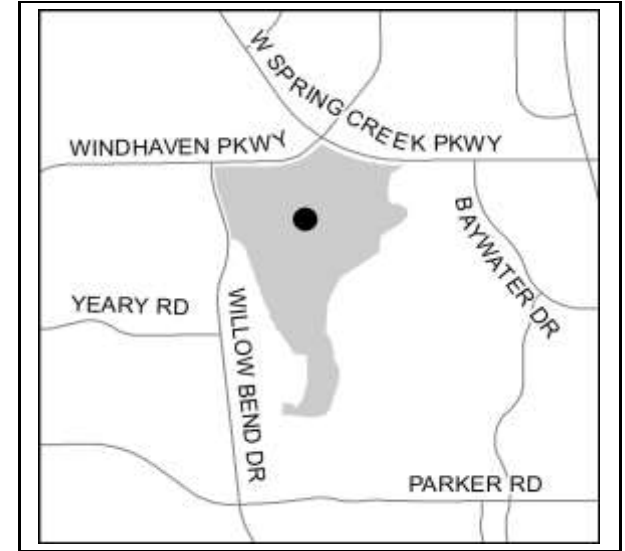
Start Date: Oct. 2024

Description:

Completion Date: Sep. 2027

Hydraulic study, design and improvements to address accumulated silt and debris in the pond of Windhaven Meadows Pond.

Project PKR-D-00004



EXPENDITURES	Prior Years	Re-Estimate	2024-25	2025-26	2026-27	2027-28	2028-29	Future Yrs	Total
Land	0	0	0	0	0	0	0	0	0
Design	0	0	0	225,000	0	0	0	0	225,000
Construction	0	0	0	0	1,495,000	0	0	0	1,495,000
Equipment	0	0	0	0	0	0	0	0	0
TOTAL	0	0	0	225,000	1,495,000	0	0	0	1,720,000

REVENUES	Prior Years	Re-Estimate	2024-25	2025-26	2026-27	2027-28	2028-29	Future Yrs	Total
Revenue Bonds	0	0	0	225,000	1,495,000	0	0	0	1,720,000
N/A	0	0	0	0	0	0	0	0	0
N/A	0	0	0	0	0	0	0	0	0
TOTAL	0	0	0	225,000	1,495,000	0	0	0	1,720,000

OPERATING BUDGET IMPACT	2024-25	2025-26	2026-27	2027-28	2028-29	Future Yrs	Total
	0	0	0	0	0	0	0

CITY OF PLANO

COMMUNITY INVESTMENT PROGRAM

Project Name: Winding Hollow Drainage Improvements

Project Number: 260101

Start Date: Jan. 2024

Description:

Completion Date: Jan. 2027

The project consists of drainage improvements at the existing culvert crossing across Winding Hollow Ln. at the outfall of Willow Bend Lake Number 1 to alleviate roadway flooding concerns during significant rain events. The project includes replacing the existing culverts to increase capacity at the crossing and associated structural, roadway, and erosion control measures; also replacing the existing water line along Winding Hollow Ln. from mariners Dr. to Seascape Ln.

Project ENG-D-00006



EXPENDITURES	Prior Years	Re-Estimate	2024-25	2025-26	2026-27	2027-28	2028-29	Future Yrs	Total
Land	0	0	0	0	0	0	0	0	0
Design	0	100,000	400,000	0	0	0	0	0	500,000
Construction	0	0	0	2,850,000	560,000	0	0	0	3,410,000
Equipment	0	0	0	0	0	0	0	0	0
TOTAL	0	100,000	400,000	2,850,000	560,000	0	0	0	3,910,000

REVENUES	Prior Years	Re-Estimate	2024-25	2025-26	2026-27	2027-28	2028-29	Future Yrs	Total
Revenue Bonds	0	100,000	400,000	2,850,000	560,000	0	0	0	3,910,000
N/A	0	0	0	0	0	0	0	0	0
N/A	0	0	0	0	0	0	0	0	0
TOTAL	0	100,000	400,000	2,850,000	560,000	0	0	0	3,910,000

OPERATING BUDGET IMPACT	2024-25	2025-26	2026-27	2027-28	2028-29	Future Yrs	Total
	0	0	0	0	0	0	0

Street Capital Maintenance Projects

Project	Prior Yrs	Re-Est	2024-25	2025-26	2026-27	2027-28	2028-29	Future	Total
350002 7658 - Arterial Requirements 2023	901,624	3,250,000	3,000,000	1,200,000	0	0	0	0	8,351,624
350022 Arterial Concrete Repair - Placeholder 2025	0	0	0	1,500,000	5,000,000	7,500,000	0	0	14,000,000
350026 Arterial Joint Sealing Program 2025	0	0	0	2,500,000	2,500,000	2,500,000	0	0	7,500,000
350039 Arterial Pavement Maintenance Requirements - 2	0	1,250,000	2,300,000	2,800,000	0	0	0	0	6,350,000
350003 Arterial Pavement Maintenance Requirements C	0	0	2,100,000	2,900,000	2,500,000	0	0	0	7,500,000
51301 Arterial Pavement Maintenance Requirements C	4,772,017	3,600,000	200,000	0	0	0	0	0	8,572,017
350040 Brick Screening Wall Panel Repair & Replace R	0	150,000	2,751,501	3,248,499	3,000,000	0	0	0	9,150,000
51158 Brick Screening Wall Requirements Contract III	1,786,412	1,950,000	100,000	0	0	0	0	0	3,836,412
350020 Brine Pilot Program	0	0	0	500,000	0	0	0	0	500,000
359004 Cartegraph Sidewalk Repairs - 2022	0	500,000	500,000	0	0	0	0	0	1,000,000
352998 Cartegraph Sidewalk Repairs - 2024	0	0	150,000	650,000	500,000	0	0	0	1,300,000
51157 Concrete Pavement Undersealing Requirements	1,646,440	500,000	1,750,000	0	0	0	0	0	3,896,440
352997 Concrete Pavement Undersealing Requirements	0	0	0	1,800,000	1,800,000	1,800,000	0	0	5,400,000
51202 Concrete Sidewalk Requirements East - 2021	1,134,766	35,000	0	0	0	0	0	0	1,169,766
51503 Concrete Sidewalk Requirements West - 2023	1,227,709	1,200,000	1,800,000	1,700,000	0	0	0	0	5,927,709
350004 Concrete Supply - Streets	510,866	650,000	700,000	700,000	700,000	700,000	700,000	0	4,660,866

Project		Prior Yrs	Re-Est	2024-25	2025-26	2026-27	2027-28	2028-29	Future	Total
350009	Design Standards for Streets	0	0	25,000	25,000	25,000	25,000	0	0	100,000
350016	Downtown Brick Pavers Annual Maintenance	0	35,000	250,000	250,000	250,000	250,000	0	0	1,035,000
350045	Easement Survey 2024	0	75,000	75,000	0	0	0	0	0	150,000
350037	Historic Downtown Guide Signs	0	27,000	173,499	0	0	0	0	0	200,499
51502	Horizontal Concrete Cutting Sidewalk Trip Haza	713,668	525,000	500,000	0	0	0	0	0	1,738,668
350027	Pavement Maintenance 2025	745,431	0	0	0	3,500,000	5,500,000	5,500,000	0	15,245,431
350018	Pavement Marking & Buttons Placeholder	0	0	0	900,000	900,000	900,000	0	0	2,700,000
350005	Pavement Thermo Markings/Buttons Contract	701,811	900,000	900,000	0	0	0	0	0	2,501,811
352999	Residential Alley Requiements 2024	0	0	0	2,500,000	2,500,000	2,500,000	1,000,000	0	8,500,000
350035	Residential Alley Requirements 2023	300	750,000	2,200,000	2,800,000	1,500,000	0	0	0	7,250,300
350019	Residential Concrete Maint. Req. Contract 2023	0	1,600,000	2,300,000	2,700,000	1,350,000	0	0	0	7,950,000
51200	Residential Pavement Maintenace Requiremen	3,315,960	2,250,000	100,000	0	0	0	0	0	5,665,960
350021	Residential Pavement Maintenance Requirement	300	1,400,000	2,500,000	2,500,000	0	0	0	0	6,400,300
350006	Screening Wall Reconstruction	41,225	0	0	0	0	3,000,000	3,000,000	0	6,041,225
350001	Sealing Requirements Contract 2022	417,442	2,000,000	2,500,000	0	0	0	0	0	4,917,442
350007	Sidewalk Repairs	2,637	0	0	500,000	4,000,000	4,000,000	0	0	8,502,637
350038	Sidewalk Requirements East - 2024	0	500,000	1,800,000	2,200,000	500,000	0	0	0	5,000,000

Project	Prior Yrs	Re-Est	2024-25	2025-26	2026-27	2027-28	2028-29	Future	Total
350012 Signalization Upgrade	579,876	650,000	900,000	0	0	0	0	0	2,129,876
350030 Signalization Upgrades 2025	0	0	0	900,000	900,000	900,000	900,000	0	3,600,000
350013 Street Condition Investigation	0	500,000	0	500,000	0	0	0	0	1,000,000
350014 Street Lighting	92,696	180,000	200,000	200,000	200,000	200,000	0	400,000	1,472,696
350033 Street Name Sign Repl 2025	26,507	0	0	120,000	120,000	120,000	0	0	386,507
350059 Traffic Guardrail Repairs - 2024	68,625	75,000	100,000	100,000	100,000	100,000	0	200,000	743,625
350043 Traffic Safety Improvements	0	40,000	125,000	90,000	90,000	90,000	90,000	0	525,000
52000 Wayfinding Signage Project	434,660	580,549	0	0	0	0	0	0	1,015,209
TOTAL	19,120,972	25,172,549	30,000,000	35,783,499	31,935,000	30,085,000	11,190,000	600,000	183,887,020

CITY OF PLANO

COMMUNITY INVESTMENT PROGRAM

Project Name: 7658 - Arterial Requirements 2023

Project Number: 350002

Start Date: Mar. 2023

Description:

Completion Date: Sep. 2026

Arterial Requirements Contracts 2023

Project PW-S-00001



EXPENDITURES	Prior Years	Re-Estimate	2024-25	2025-26	2026-27	2027-28	2028-29	Future Yrs	Total
Land	0	0	0	0	0	0	0	0	0
Design	0	0	0	0	0	0	0	0	0
Construction	901,624	3,250,000	3,000,000	1,200,000	0	0	0	0	8,351,624
Equipment	0	0	0	0	0	0	0	0	0
TOTAL	901,624	3,250,000	3,000,000	1,200,000	0	0	0	0	8,351,624

REVENUES	Prior Years	Re-Estimate	2024-25	2025-26	2026-27	2027-28	2028-29	Future Yrs	Total
CMF	901,624	3,250,000	3,000,000	1,200,000	0	0	0	0	8,351,624
N/A	0	0	0	0	0	0	0	0	0
N/A	0	0	0	0	0	0	0	0	0
TOTAL	901,624	3,250,000	3,000,000	1,200,000	0	0	0	0	8,351,624

OPERATING BUDGET IMPACT	2024-25	2025-26	2026-27	2027-28	2028-29	Future Yrs	Total
	0	0	0	0	0	0	0

CITY OF PLANO

COMMUNITY INVESTMENT PROGRAM

Project Name: Arterial Concrete Repair - Placeholder 2025
Project Number: 350022 **Start Date:** Oct. 2025
Description: **Completion Date:** Sep. 2028
Placeholder account for arterial concrete repair
Project PW-S-00037



EXPENDITURES	Prior Years	Re-Estimate	2024-25	2025-26	2026-27	2027-28	2028-29	Future Yrs	Total
Land	0	0	0	0	0	0	0	0	0
Design	0	0	0	0	0	0	0	0	0
Construction	0	0	0	1,500,000	5,000,000	7,500,000	0	0	14,000,000
Equipment	0	0	0	0	0	0	0	0	0
TOTAL	0	0	0	1,500,000	5,000,000	7,500,000	0	0	14,000,000

REVENUES	Prior Years	Re-Estimate	2024-25	2025-26	2026-27	2027-28	2028-29	Future Yrs	Total
CMF	0	0	0	1,500,000	5,000,000	7,500,000	0	0	14,000,000
N/A	0	0	0	0	0	0	0	0	0
N/A	0	0	0	0	0	0	0	0	0
TOTAL	0	0	0	1,500,000	5,000,000	7,500,000	0	0	14,000,000

OPERATING BUDGET IMPACT	2024-25	2025-26	2026-27	2027-28	2028-29	Future Yrs	Total
	0	0	0	0	0	0	0

CITY OF PLANO

COMMUNITY INVESTMENT PROGRAM

Project Name: Arterial Joint Sealing Program 2025

Project Number: 350026

Start Date: Oct. 2025

Description:

Completion Date: Sep. 2028

Arterial Joint Sealing Program 2025 - 2030



EXPENDITURES	Prior Years	Re-Estimate	2024-25	2025-26	2026-27	2027-28	2028-29	Future Yrs	Total
Land	0	0	0	0	0	0	0	0	0
Design	0	0	0	0	0	0	0	0	0
Construction	0	0	0	2,500,000	2,500,000	2,500,000	0	0	7,500,000
Equipment	0	0	0	0	0	0	0	0	0
TOTAL	0	0	0	2,500,000	2,500,000	2,500,000	0	0	7,500,000

REVENUES	Prior Years	Re-Estimate	2024-25	2025-26	2026-27	2027-28	2028-29	Future Yrs	Total
CMF	0	0	0	2,500,000	2,500,000	2,500,000	0	0	7,500,000
N/A	0	0	0	0	0	0	0	0	0
N/A	0	0	0	0	0	0	0	0	0
TOTAL	0	0	0	2,500,000	2,500,000	2,500,000	0	0	7,500,000

OPERATING BUDGET IMPACT	2024-25	2025-26	2026-27	2027-28	2028-29	Future Yrs	Total
	0	0	0	0	0	0	0

CITY OF PLANO

COMMUNITY INVESTMENT PROGRAM

Project Name: Arterial Pavement Maintenance Requirements - 2024
Project Number: 350039 **Start Date:** Nov. 2023
Description: **Completion Date:** Sep. 2026
 Concrete pavement maintenance requirements project on arterial roadways throughout Plano.
 Project PW-S-00056



EXPENDITURES	Prior Years	Re-Estimate	2024-25	2025-26	2026-27	2027-28	2028-29	Future Yrs	Total
Land	0	0	0	0	0	0	0	0	0
Design	0	0	0	0	0	0	0	0	0
Construction	0	1,250,000	2,300,000	2,800,000	0	0	0	0	6,350,000
Equipment	0	0	0	0	0	0	0	0	0
TOTAL	0	1,250,000	2,300,000	2,800,000	0	0	0	0	6,350,000

REVENUES	Prior Years	Re-Estimate	2024-25	2025-26	2026-27	2027-28	2028-29	Future Yrs	Total
CMF	0	1,250,000	2,300,000	2,800,000	0	0	0	0	6,350,000
N/A	0	0	0	0	0	0	0	0	0
N/A	0	0	0	0	0	0	0	0	0
TOTAL	0	1,250,000	2,300,000	2,800,000	0	0	0	0	6,350,000

OPERATING BUDGET IMPACT	2024-25	2025-26	2026-27	2027-28	2028-29	Future Yrs	Total
	0	0	0	0	0	0	0

CITY OF PLANO

COMMUNITY INVESTMENT PROGRAM

Project Name: Arterial Pavement Maintenance Requirements Contract - 2025

Project Number: 350003

Start Date: Oct. 2024

Description:

Completion Date: Sep. 2027

This project will perform repairs on arterial streets in various locations throughout the City of Plano

Project PW-S-00072



EXPENDITURES	Prior Years	Re-Estimate	2024-25	2025-26	2026-27	2027-28	2028-29	Future Yrs	Total
Land	0	0	0	0	0	0	0	0	0
Design	0	0	0	0	0	0	0	0	0
Construction	0	0	2,100,000	2,900,000	2,500,000	0	0	0	7,500,000
Equipment	0	0	0	0	0	0	0	0	0
TOTAL	0	0	2,100,000	2,900,000	2,500,000	0	0	0	7,500,000

REVENUES	Prior Years	Re-Estimate	2024-25	2025-26	2026-27	2027-28	2028-29	Future Yrs	Total
CMF	0	0	2,100,000	2,900,000	2,500,000	0	0	0	7,500,000
N/A	0	0	0	0	0	0	0	0	0
N/A	0	0	0	0	0	0	0	0	0
TOTAL	0	0	2,100,000	2,900,000	2,500,000	0	0	0	7,500,000

OPERATING BUDGET IMPACT	2024-25	2025-26	2026-27	2027-28	2028-29	Future Yrs	Total
	0	0	0	0	0	0	0

CITY OF PLANO

COMMUNITY INVESTMENT PROGRAM

Project Name: Arterial Pavement Maintenance Requirements Contract 7552

Project Number: 51301

Start Date: Jun. 2022

Description:

Completion Date: Sep. 2025

This project will perform repairs on arterial streets in various locations throughout the City of Plano

Project PW-S-7552



EXPENDITURES	Prior Years	Re-Estimate	2024-25	2025-26	2026-27	2027-28	2028-29	Future Yrs	Total
Land	0	0	0	0	0	0	0	0	0
Design	0	0	0	0	0	0	0	0	0
Construction	4,772,017	3,600,000	200,000	0	0	0	0	0	8,572,017
Equipment	0	0	0	0	0	0	0	0	0
TOTAL	4,772,017	3,600,000	200,000	0	0	0	0	0	8,572,017

REVENUES	Prior Years	Re-Estimate	2024-25	2025-26	2026-27	2027-28	2028-29	Future Yrs	Total
CMF	4,772,017	3,600,000	200,000	0	0	0	0	0	8,572,017
N/A	0	0	0	0	0	0	0	0	0
N/A	0	0	0	0	0	0	0	0	0
TOTAL	4,772,017	3,600,000	200,000	0	0	0	0	0	8,572,017

OPERATING BUDGET IMPACT	2024-25	2025-26	2026-27	2027-28	2028-29	Future Yrs	Total
	0	0	0	0	0	0	0

CITY OF PLANO

COMMUNITY INVESTMENT PROGRAM

Project Name: Brick Screening Wall Panel Repair & Replace Req Contract IV
Project Number: 350040 **Start Date:** Jun. 2024
Description: **Completion Date:** Sep. 2027
 Repairs to brick screening walls throughout the City.
 Project PW-S-00058



EXPENDITURES	Prior Years	Re-Estimate	2024-25	2025-26	2026-27	2027-28	2028-29	Future Yrs	Total
Land	0	0	0	0	0	0	0	0	0
Design	0	0	0	0	0	0	0	0	0
Construction	0	150,000	2,751,501	3,248,499	3,000,000	0	0	0	9,150,000
Equipment	0	0	0	0	0	0	0	0	0
TOTAL	0	150,000	2,751,501	3,248,499	3,000,000	0	0	0	9,150,000

REVENUES	Prior Years	Re-Estimate	2024-25	2025-26	2026-27	2027-28	2028-29	Future Yrs	Total
CMF	0	150,000	2,751,501	3,248,499	3,000,000	0	0	0	9,150,000
N/A	0	0	0	0	0	0	0	0	0
N/A	0	0	0	0	0	0	0	0	0
TOTAL	0	150,000	2,751,501	3,248,499	3,000,000	0	0	0	9,150,000

OPERATING BUDGET IMPACT	2024-25	2025-26	2026-27	2027-28	2028-29	Future Yrs	Total
	0	0	0	0	0	0	0

CITY OF PLANO

COMMUNITY INVESTMENT PROGRAM

Project Name: Brick Screening Wall Requirements Contract III
Project Number: 51158 **Start Date:** Jun. 2020
Description: **Completion Date:** Oct. 2025
 Contract will make repairs, including panel replacements, to existing screening walls.
 Project PW-O-7283



EXPENDITURES	Prior Years	Re-Estimate	2024-25	2025-26	2026-27	2027-28	2028-29	Future Yrs	Total
Land	0	0	0	0	0	0	0	0	0
Design	0	0	0	0	0	0	0	0	0
Construction	1,786,412	1,950,000	100,000	0	0	0	0	0	3,836,412
Equipment	0	0	0	0	0	0	0	0	0
TOTAL	1,786,412	1,950,000	100,000	0	0	0	0	0	3,836,412

REVENUES	Prior Years	Re-Estimate	2024-25	2025-26	2026-27	2027-28	2028-29	Future Yrs	Total
CMF	1,786,412	1,950,000	100,000	0	0	0	0	0	3,836,412
N/A	0	0	0	0	0	0	0	0	0
N/A	0	0	0	0	0	0	0	0	0
TOTAL	1,786,412	1,950,000	100,000	0	0	0	0	0	3,836,412

OPERATING BUDGET IMPACT	2024-25	2025-26	2026-27	2027-28	2028-29	Future Yrs	Total
	0	0	0	0	0	0	0

CITY OF PLANO

COMMUNITY INVESTMENT PROGRAM

Project Name: Brine Pilot Program

Project Number: 350020

Start Date: May. 2023

Description:

Completion Date: Sep. 2024

This project will implement a pilot program to utilize Brine before ice storms.

Project PW-S-00034



EXPENDITURES	Prior Years	Re-Estimate	2024-25	2025-26	2026-27	2027-28	2028-29	Future Yrs	Total
Land	0	0	0	0	0	0	0	0	0
Design	0	0	0	0	0	0	0	0	0
Construction	0	0	0	0	0	0	0	0	0
Equipment	0	0	0	500,000	0	0	0	0	500,000
TOTAL	0	0	0	500,000	0	0	0	0	500,000

REVENUES	Prior Years	Re-Estimate	2024-25	2025-26	2026-27	2027-28	2028-29	Future Yrs	Total
CMF	0	0	0	500,000	0	0	0	0	500,000
N/A	0	0	0	0	0	0	0	0	0
N/A	0	0	0	0	0	0	0	0	0
TOTAL	0	0	0	500,000	0	0	0	0	500,000

OPERATING BUDGET IMPACT	2024-25	2025-26	2026-27	2027-28	2028-29	Future Yrs	Total
	0	0	0	0	0	0	0

CITY OF PLANO

COMMUNITY INVESTMENT PROGRAM

Project Name: Cartegraph Sidewalk Repairs - 2022

Project Number: 359004

Start Date: Oct. 2020

Description:

Completion Date: Sep. 2025

This project will complete concrete sidewalk repairs generated by service request from citizens that are in Public Works request system.

PW-S-7378

(Migrated from previous account #51501)



EXPENDITURES	Prior Years	Re-Estimate	2024-25	2025-26	2026-27	2027-28	2028-29	Future Yrs	Total
Land	0	0	0	0	0	0	0	0	0
Design	0	0	0	0	0	0	0	0	0
Construction	0	500,000	500,000	0	0	0	0	0	1,000,000
Equipment	0	0	0	0	0	0	0	0	0
TOTAL	0	500,000	500,000	0	0	0	0	0	1,000,000

REVENUES	Prior Years	Re-Estimate	2024-25	2025-26	2026-27	2027-28	2028-29	Future Yrs	Total
CMF	0	500,000	500,000	0	0	0	0	0	1,000,000
N/A	0	0	0	0	0	0	0	0	0
N/A	0	0	0	0	0	0	0	0	0
TOTAL	0	500,000	500,000	0	0	0	0	0	1,000,000

OPERATING BUDGET IMPACT	2024-25	2025-26	2026-27	2027-28	2028-29	Future Yrs	Total
	0	0	0	0	0	0	0

CITY OF PLANO

COMMUNITY INVESTMENT PROGRAM

Project Name: Cartegraph Sidewalk Repairs - 2024

Project Number: 352998

Start Date: Oct. 2024

Description:

Completion Date: Sep. 2026

Project Number TBD



EXPENDITURES	Prior Years	Re-Estimate	2024-25	2025-26	2026-27	2027-28	2028-29	Future Yrs	Total
Land	0	0	0	0	0	0	0	0	0
Design	0	0	0	0	0	0	0	0	0
Construction	0	0	150,000	650,000	500,000	0	0	0	1,300,000
Equipment	0	0	0	0	0	0	0	0	0
TOTAL	0	0	150,000	650,000	500,000	0	0	0	1,300,000

REVENUES	Prior Years	Re-Estimate	2024-25	2025-26	2026-27	2027-28	2028-29	Future Yrs	Total
CMF	0	0	150,000	650,000	500,000	0	0	0	1,300,000
N/A	0	0	0	0	0	0	0	0	0
N/A	0	0	0	0	0	0	0	0	0
TOTAL	0	0	150,000	650,000	500,000	0	0	0	1,300,000

OPERATING BUDGET IMPACT	2024-25	2025-26	2026-27	2027-28	2028-29	Future Yrs	Total
	0	0	0	0	0	0	0

CITY OF PLANO

COMMUNITY INVESTMENT PROGRAM

Project Name: Concrete Pavement Undersealing Requirements Contract - 2022

Project Number: 51157

Start Date: Oct. 2021

Description:

Completion Date: Sep. 2025

This project involves the use of 525,000 pounds of high density polyurethane foam under residential street and alley paving as well as under arterial and major thoroughfares street paving for under-sealing. The project locations are identified from citizen and staff requests and verified by Public Works staff prior to construction.

Project PW-S-7440



EXPENDITURES	Prior Years	Re-Estimate	2024-25	2025-26	2026-27	2027-28	2028-29	Future Yrs	Total
Land	0	0	0	0	0	0	0	0	0
Design	0	0	0	0	0	0	0	0	0
Construction	1,646,440	500,000	1,750,000	0	0	0	0	0	3,896,440
Equipment	0	0	0	0	0	0	0	0	0
TOTAL	1,646,440	500,000	1,750,000	0	0	0	0	0	3,896,440

REVENUES	Prior Years	Re-Estimate	2024-25	2025-26	2026-27	2027-28	2028-29	Future Yrs	Total
CMF	1,646,440	500,000	1,750,000	0	0	0	0	0	3,896,440
N/A	0	0	0	0	0	0	0	0	0
N/A	0	0	0	0	0	0	0	0	0
TOTAL	1,646,440	500,000	1,750,000	0	0	0	0	0	3,896,440

OPERATING BUDGET IMPACT	2024-25	2025-26	2026-27	2027-28	2028-29	Future Yrs	Total
	0	0	0	0	0	0	0

CITY OF PLANO

COMMUNITY INVESTMENT PROGRAM

Project Name: Concrete Pavement Undersealing Requirements Contract - 2025

Project Number: 352997

Start Date: Oct. 2025

Description:

Completion Date: Sep. 2028

This project involves the use of high density polyurethane foam under residential street and alley paving as well as under arterial and major thoroughfares street paving for under-sealing. The project locations are identified from citizen and staff requests and verified by Public Works staff prior to construction.

Project Number TBD



EXPENDITURES	Prior Years	Re-Estimate	2024-25	2025-26	2026-27	2027-28	2028-29	Future Yrs	Total
Land	0	0	0	0	0	0	0	0	0
Design	0	0	0	0	0	0	0	0	0
Construction	0	0	0	1,800,000	1,800,000	1,800,000	0	0	5,400,000
Equipment	0	0	0	0	0	0	0	0	0
TOTAL	0	0	0	1,800,000	1,800,000	1,800,000	0	0	5,400,000

REVENUES	Prior Years	Re-Estimate	2024-25	2025-26	2026-27	2027-28	2028-29	Future Yrs	Total
CMF	0	0	0	1,800,000	1,800,000	1,800,000	0	0	5,400,000
N/A	0	0	0	0	0	0	0	0	0
N/A	0	0	0	0	0	0	0	0	0
TOTAL	0	0	0	1,800,000	1,800,000	1,800,000	0	0	5,400,000

OPERATING BUDGET IMPACT	2024-25	2025-26	2026-27	2027-28	2028-29	Future Yrs	Total
	0	0	0	0	0	0	0

CITY OF PLANO

COMMUNITY INVESTMENT PROGRAM

Project Name: Concrete Sidewalk Requirements East - 2021
Project Number: 51202 **Start Date:** Oct. 2020
Description: **Completion Date:** Sep. 2024
 Project reparis various sidewalk issues throughout the east side of Plano.
 Project Number 7409.



EXPENDITURES	Prior Years	Re-Estimate	2024-25	2025-26	2026-27	2027-28	2028-29	Future Yrs	Total
Land	0	0	0	0	0	0	0	0	0
Design	0	0	0	0	0	0	0	0	0
Construction	1,134,766	35,000	0	0	0	0	0	0	1,169,766
Equipment	0	0	0	0	0	0	0	0	0
TOTAL	1,134,766	35,000	0	0	0	0	0	0	1,169,766

REVENUES	Prior Years	Re-Estimate	2024-25	2025-26	2026-27	2027-28	2028-29	Future Yrs	Total
CMF	1,134,766	35,000	0	0	0	0	0	0	1,169,766
N/A	0	0	0	0	0	0	0	0	0
N/A	0	0	0	0	0	0	0	0	0
TOTAL	1,134,766	35,000	0	0	0	0	0	0	1,169,766

OPERATING BUDGET IMPACT	2024-25	2025-26	2026-27	2027-28	2028-29	Future Yrs	Total
	0	0	0	0	0	0	0

CITY OF PLANO

COMMUNITY INVESTMENT PROGRAM

Project Name: Concrete Sidewalk Requirements West - 2023

Project Number: 51503

Start Date: Mar. 2023

Description:

Completion Date: Sep. 2026

Project will make sidewalk repairs to existing sidewalks issued by work orders on the west side of the city.

Project PW-S-7599



EXPENDITURES	Prior Years	Re-Estimate	2024-25	2025-26	2026-27	2027-28	2028-29	Future Yrs	Total
Land	0	0	0	0	0	0	0	0	0
Design	0	0	0	0	0	0	0	0	0
Construction	1,227,709	1,200,000	1,800,000	1,700,000	0	0	0	0	5,927,709
Equipment	0	0	0	0	0	0	0	0	0
TOTAL	1,227,709	1,200,000	1,800,000	1,700,000	0	0	0	0	5,927,709

REVENUES	Prior Years	Re-Estimate	2024-25	2025-26	2026-27	2027-28	2028-29	Future Yrs	Total
CMF	1,227,709	1,200,000	1,800,000	1,700,000	0	0	0	0	5,927,709
N/A	0	0	0	0	0	0	0	0	0
N/A	0	0	0	0	0	0	0	0	0
TOTAL	1,227,709	1,200,000	1,800,000	1,700,000	0	0	0	0	5,927,709

OPERATING BUDGET IMPACT	2024-25	2025-26	2026-27	2027-28	2028-29	Future Yrs	Total
	0	0	0	0	0	0	0

CITY OF PLANO

COMMUNITY INVESTMENT PROGRAM

Project Name: Concrete Supply - Streets

Project Number: 350004

Start Date: Oct. 2020

Description:

Completion Date: Oct. 2029

Funds will be used to supplement budgeted operation and maintenance funds to purchase concrete for various existing street pavement, sidewalk and alley repairs performed by Public Works crews.

Project PW-S-7532

(Migrated from previous account #51146)



EXPENDITURES	Prior Years	Re-Estimate	2024-25	2025-26	2026-27	2027-28	2028-29	Future Yrs	Total
Land	0	0	0	0	0	0	0	0	0
Design	0	0	0	0	0	0	0	0	0
Construction	510,866	650,000	700,000	700,000	700,000	700,000	700,000	0	4,660,866
Equipment	0	0	0	0	0	0	0	0	0
TOTAL	510,866	650,000	700,000	700,000	700,000	700,000	700,000	0	4,660,866

REVENUES	Prior Years	Re-Estimate	2024-25	2025-26	2026-27	2027-28	2028-29	Future Yrs	Total
CMF	510,866	650,000	700,000	700,000	700,000	700,000	700,000	0	4,660,866
N/A	0	0	0	0	0	0	0	0	0
N/A	0	0	0	0	0	0	0	0	0
TOTAL	510,866	650,000	700,000	700,000	700,000	700,000	700,000	0	4,660,866

OPERATING BUDGET IMPACT	2024-25	2025-26	2026-27	2027-28	2028-29	Future Yrs	Total
	0	0	0	0	0	0	0

CITY OF PLANO

COMMUNITY INVESTMENT PROGRAM

Project Name: Design Standards for Streets

Project Number: 350009

Start Date: Oct. 2021

Description:

Completion Date: Sep. 2029

Update standard details for all types of construction.

Project PW-S-00013

(Migrated from previous account #51145)



EXPENDITURES	Prior Years	Re-Estimate	2024-25	2025-26	2026-27	2027-28	2028-29	Future Yrs	Total
Land	0	0	0	0	0	0	0	0	0
Design	0	0	25,000	25,000	25,000	25,000	0	0	100,000
Construction	0	0	0	0	0	0	0	0	0
Equipment	0	0	0	0	0	0	0	0	0
TOTAL	0	0	25,000	25,000	25,000	25,000	0	0	100,000

REVENUES	Prior Years	Re-Estimate	2024-25	2025-26	2026-27	2027-28	2028-29	Future Yrs	Total
CMF	0	0	25,000	25,000	25,000	25,000	0	0	100,000
N/A	0	0	0	0	0	0	0	0	0
N/A	0	0	0	0	0	0	0	0	0
TOTAL	0	0	25,000	25,000	25,000	25,000	0	0	100,000

OPERATING BUDGET IMPACT	2024-25	2025-26	2026-27	2027-28	2028-29	Future Yrs	Total
	0	0	0	0	0	0	0

CITY OF PLANO

COMMUNITY INVESTMENT PROGRAM

Project Name: Downtown Brick Pavers Annual Maintenance
Project Number: 350016 **Start Date:** Oct. 2022
Description: **Completion Date:** Sep. 2028

Annual maintenance of brick pavers located in downtown.

Project PW-S-00019

(Migrated from previous account #51159)



EXPENDITURES	Prior Years	Re-Estimate	2024-25	2025-26	2026-27	2027-28	2028-29	Future Yrs	Total
Land	0	0	0	0	0	0	0	0	0
Design	0	0	0	0	0	0	0	0	0
Construction	0	35,000	250,000	250,000	250,000	250,000	0	0	1,035,000
Equipment	0	0	0	0	0	0	0	0	0
TOTAL	0	35,000	250,000	250,000	250,000	250,000	0	0	1,035,000

REVENUES	Prior Years	Re-Estimate	2024-25	2025-26	2026-27	2027-28	2028-29	Future Yrs	Total
CMF	0	35,000	250,000	250,000	250,000	250,000	0	0	1,035,000
N/A	0	0	0	0	0	0	0	0	0
N/A	0	0	0	0	0	0	0	0	0
TOTAL	0	35,000	250,000	250,000	250,000	250,000	0	0	1,035,000

OPERATING BUDGET IMPACT	2024-25	2025-26	2026-27	2027-28	2028-29	Future Yrs	Total
	0	0	0	0	0	0	0

CITY OF PLANO

COMMUNITY INVESTMENT PROGRAM

Project Name: Easement Survey 2024

Project Number: 350045

Start Date: Mar. 2024

Description:

Completion Date: Sep. 2025

Survey work for various easement needs on screening walls.

Project PW-S-00060



EXPENDITURES	Prior Years	Re-Estimate	2024-25	2025-26	2026-27	2027-28	2028-29	Future Yrs	Total
Land	0	0	0	0	0	0	0	0	0
Design	0	75,000	75,000	0	0	0	0	0	150,000
Construction	0	0	0	0	0	0	0	0	0
Equipment	0	0	0	0	0	0	0	0	0
TOTAL	0	75,000	75,000	0	0	0	0	0	150,000

REVENUES	Prior Years	Re-Estimate	2024-25	2025-26	2026-27	2027-28	2028-29	Future Yrs	Total
CMF	0	75,000	75,000	0	0	0	0	0	150,000
N/A	0	0	0	0	0	0	0	0	0
N/A	0	0	0	0	0	0	0	0	0
TOTAL	0	75,000	75,000	0	0	0	0	0	150,000

OPERATING BUDGET IMPACT	2024-25	2025-26	2026-27	2027-28	2028-29	Future Yrs	Total
	0	0	0	0	0	0	0

CITY OF PLANO

COMMUNITY INVESTMENT PROGRAM

Project Name: Historic Downtown Guide Signs

Project Number: 350037

Start Date: Oct. 2023

Description:

Project TP-S-00004

Completion Date: Sep. 2024



EXPENDITURES	Prior Years	Re-Estimate	2024-25	2025-26	2026-27	2027-28	2028-29	Future Yrs	Total
Land	0	0	0	0	0	0	0	0	0
Design	0	0	0	0	0	0	0	0	0
Construction	0	27,000	173,499	0	0	0	0	0	200,499
Equipment	0	0	0	0	0	0	0	0	0
TOTAL	0	27,000	173,499	0	0	0	0	0	200,499

REVENUES	Prior Years	Re-Estimate	2024-25	2025-26	2026-27	2027-28	2028-29	Future Yrs	Total
CMF	0	27,000	173,499	0	0	0	0	0	200,499
N/A	0	0	0	0	0	0	0	0	0
N/A	0	0	0	0	0	0	0	0	0
TOTAL	0	27,000	173,499	0	0	0	0	0	200,499

OPERATING BUDGET IMPACT	2024-25	2025-26	2026-27	2027-28	2028-29	Future Yrs	Total
	0	0	0	0	0	0	0

CITY OF PLANO

COMMUNITY INVESTMENT PROGRAM

Project Name: Horizontal Concrete Cutting Sidewalk Trip Hazards
Project Number: 51502 **Start Date:** May. 2022
Description: **Completion Date:** Jun. 2025
Horizontal saw cutting of sidewalks in various locations to eliminate trip hazards.

Project PW-S-7500



EXPENDITURES	Prior Years	Re-Estimate	2024-25	2025-26	2026-27	2027-28	2028-29	Future Yrs	Total
Land	0	0	0	0	0	0	0	0	0
Design	0	0	0	0	0	0	0	0	0
Construction	713,668	525,000	500,000	0	0	0	0	0	1,738,668
Equipment	0	0	0	0	0	0	0	0	0
TOTAL	713,668	525,000	500,000	0	0	0	0	0	1,738,668

REVENUES	Prior Years	Re-Estimate	2024-25	2025-26	2026-27	2027-28	2028-29	Future Yrs	Total
CMF	713,668	525,000	500,000	0	0	0	0	0	1,738,668
N/A	0	0	0	0	0	0	0	0	0
N/A	0	0	0	0	0	0	0	0	0
TOTAL	713,668	525,000	500,000	0	0	0	0	0	1,738,668

OPERATING BUDGET IMPACT	2024-25	2025-26	2026-27	2027-28	2028-29	Future Yrs	Total
	0	0	0	0	0	0	0

CITY OF PLANO

COMMUNITY INVESTMENT PROGRAM

Project Name: Pavement Maintenance 2025

Project Number: 350027

Start Date: Oct. 2025

Description:

Completion Date: Sep. 2028

Minor repair of streets throughout the City, both residential and major thoroughfares, under contracted services as determined necessary by Public Works staff.

Project PW-S-00042

(Migrated from previous account #51130)



EXPENDITURES	Prior Years	Re-Estimate	2024-25	2025-26	2026-27	2027-28	2028-29	Future Yrs	Total
Land	0	0	0	0	0	0	0	0	0
Design	0	0	0	0	0	0	0	0	0
Construction	745,431	0	0	0	3,500,000	5,500,000	5,500,000	0	15,245,431
Equipment	0	0	0	0	0	0	0	0	0
TOTAL	745,431	0	0	0	3,500,000	5,500,000	5,500,000	0	15,245,431

REVENUES	Prior Years	Re-Estimate	2024-25	2025-26	2026-27	2027-28	2028-29	Future Yrs	Total
CMF	745,431	0	0	0	3,500,000	5,500,000	5,500,000	0	15,245,431
N/A	0	0	0	0	0	0	0	0	0
N/A	0	0	0	0	0	0	0	0	0
TOTAL	745,431	0	0	0	3,500,000	5,500,000	5,500,000	0	15,245,431

OPERATING BUDGET IMPACT	2024-25	2025-26	2026-27	2027-28	2028-29	Future Yrs	Total
	0	0	0	0	0	0	0

CITY OF PLANO

COMMUNITY INVESTMENT PROGRAM

Project Name: Pavement Marking & Buttons Placeholder

Project Number: 350018

Start Date: Oct. 2020

Description:

Completion Date: Sep. 2028

Repair and replacement of pavement thermo markings at signalized intersections and school crosswalks and pavement lane marking buttons on major arterial and collector streets.

Project PW-S-7538

(Migrated from previous account #51150)



EXPENDITURES	Prior Years	Re-Estimate	2024-25	2025-26	2026-27	2027-28	2028-29	Future Yrs	Total
Land	0	0	0	0	0	0	0	0	0
Design	0	0	0	0	0	0	0	0	0
Construction	0	0	0	900,000	900,000	900,000	0	0	2,700,000
Equipment	0	0	0	0	0	0	0	0	0
TOTAL	0	0	0	900,000	900,000	900,000	0	0	2,700,000

REVENUES	Prior Years	Re-Estimate	2024-25	2025-26	2026-27	2027-28	2028-29	Future Yrs	Total
CMF	0	0	0	900,000	900,000	900,000	0	0	2,700,000
N/A	0	0	0	0	0	0	0	0	0
N/A	0	0	0	0	0	0	0	0	0
TOTAL	0	0	0	900,000	900,000	900,000	0	0	2,700,000

OPERATING BUDGET IMPACT	2024-25	2025-26	2026-27	2027-28	2028-29	Future Yrs	Total
	0	0	0	0	0	0	0

CITY OF PLANO

COMMUNITY INVESTMENT PROGRAM

Project Name: Pavement Thermo Markings/Buttons Contract

Project Number: 350005

Start Date: Oct. 2013

Description:

Completion Date: Sep. 2025

Repair and replacement of pavement thermo markings at signalized intersections and school crosswalks and pavement lane marking buttons on major arterial and collector streets. Also includes funds for re-striping City facilities parking lots and associated expenses.

Project PW-O-00001

(Migrated from previous account #51150)



EXPENDITURES	Prior Years	Re-Estimate	2024-25	2025-26	2026-27	2027-28	2028-29	Future Yrs	Total
Land	0	0	0	0	0	0	0	0	0
Design	0	0	0	0	0	0	0	0	0
Construction	701,811	900,000	900,000	0	0	0	0	0	2,501,811
Equipment	0	0	0	0	0	0	0	0	0
TOTAL	701,811	900,000	900,000	0	0	0	0	0	2,501,811

REVENUES	Prior Years	Re-Estimate	2024-25	2025-26	2026-27	2027-28	2028-29	Future Yrs	Total
CMF	701,811	900,000	900,000	0	0	0	0	0	2,501,811
N/A	0	0	0	0	0	0	0	0	0
N/A	0	0	0	0	0	0	0	0	0
TOTAL	701,811	900,000	900,000	0	0	0	0	0	2,501,811

OPERATING BUDGET IMPACT	2024-25	2025-26	2026-27	2027-28	2028-29	Future Yrs	Total
	0	0	0	0	0	0	0

CITY OF PLANO

COMMUNITY INVESTMENT PROGRAM

Project Name: Residential Alley Requiements 2024

Project Number: 352999

Start Date: Oct. 2024

Description:

Completion Date: Sep. 2028

Project Number TBD



EXPENDITURES	Prior Years	Re-Estimate	2024-25	2025-26	2026-27	2027-28	2028-29	Future Yrs	Total
Land	0	0	0	0	0	0	0	0	0
Design	0	0	0	0	0	0	0	0	0
Construction	0	0	0	2,500,000	2,500,000	2,500,000	1,000,000	0	8,500,000
Equipment	0	0	0	0	0	0	0	0	0
TOTAL	0	0	0	2,500,000	2,500,000	2,500,000	1,000,000	0	8,500,000

REVENUES	Prior Years	Re-Estimate	2024-25	2025-26	2026-27	2027-28	2028-29	Future Yrs	Total
CMF	0	0	0	2,500,000	2,500,000	2,500,000	1,000,000	0	8,500,000
N/A	0	0	0	0	0	0	0	0	0
N/A	0	0	0	0	0	0	0	0	0
TOTAL	0	0	0	2,500,000	2,500,000	2,500,000	1,000,000	0	8,500,000

OPERATING BUDGET IMPACT	2024-25	2025-26	2026-27	2027-28	2028-29	Future Yrs	Total
	0	0	0	0	0	0	0

CITY OF PLANO

COMMUNITY INVESTMENT PROGRAM

Project Name: Residential Alley Requirements 2023

Project Number: 350035

Start Date: Oct. 2023

Description:

Completion Date: Sep. 2028

Residential alley requirements project

Project PW-S-00050



EXPENDITURES	Prior Years	Re-Estimate	2024-25	2025-26	2026-27	2027-28	2028-29	Future Yrs	Total
Land	0	0	0	0	0	0	0	0	0
Design	0	0	0	0	0	0	0	0	0
Construction	300	750,000	2,200,000	2,800,000	1,500,000	0	0	0	7,250,300
Equipment	0	0	0	0	0	0	0	0	0
TOTAL	300	750,000	2,200,000	2,800,000	1,500,000	0	0	0	7,250,300

REVENUES	Prior Years	Re-Estimate	2024-25	2025-26	2026-27	2027-28	2028-29	Future Yrs	Total
CMF	300	750,000	2,200,000	2,800,000	1,500,000	0	0	0	7,250,300
N/A	0	0	0	0	0	0	0	0	0
N/A	0	0	0	0	0	0	0	0	0
TOTAL	300	750,000	2,200,000	2,800,000	1,500,000	0	0	0	7,250,300

OPERATING BUDGET IMPACT	2024-25	2025-26	2026-27	2027-28	2028-29	Future Yrs	Total
	0	0	0	0	0	0	0

CITY OF PLANO

COMMUNITY INVESTMENT PROGRAM

Project Name: Residential Concrete Maint. Req. Contract 2023
Project Number: 350019 **Start Date:** May. 2023
Description: **Completion Date:** Sep. 2027
 Residential Concrete Pavement Maintenance Requirements Contract - 2023
 Project PW-S-00033



EXPENDITURES	Prior Years	Re-Estimate	2024-25	2025-26	2026-27	2027-28	2028-29	Future Yrs	Total
Land	0	0	0	0	0	0	0	0	0
Design	0	0	0	0	0	0	0	0	0
Construction	0	1,600,000	2,300,000	2,700,000	1,350,000	0	0	0	7,950,000
Equipment	0	0	0	0	0	0	0	0	0
TOTAL	0	1,600,000	2,300,000	2,700,000	1,350,000	0	0	0	7,950,000

REVENUES	Prior Years	Re-Estimate	2024-25	2025-26	2026-27	2027-28	2028-29	Future Yrs	Total
CMF	0	1,600,000	2,300,000	2,700,000	1,350,000	0	0	0	7,950,000
N/A	0	0	0	0	0	0	0	0	0
N/A	0	0	0	0	0	0	0	0	0
TOTAL	0	1,600,000	2,300,000	2,700,000	1,350,000	0	0	0	7,950,000

OPERATING BUDGET IMPACT	2024-25	2025-26	2026-27	2027-28	2028-29	Future Yrs	Total
	0	0	0	0	0	0	0

CITY OF PLANO

COMMUNITY INVESTMENT PROGRAM

Project Name: Residential Pavement Maintenance Requirements Contract

Project Number: 51200

Start Date: Oct. 2020

Description:

Completion Date: Sep. 2025

This project will perform repairs on residential streets in various locations throughout the City of Plano.

Project PW-S-7350



EXPENDITURES	Prior Years	Re-Estimate	2024-25	2025-26	2026-27	2027-28	2028-29	Future Yrs	Total
Land	0	0	0	0	0	0	0	0	0
Design	0	0	0	0	0	0	0	0	0
Construction	3,315,960	2,250,000	100,000	0	0	0	0	0	5,665,960
Equipment	0	0	0	0	0	0	0	0	0
TOTAL	3,315,960	2,250,000	100,000	0	0	0	0	0	5,665,960

REVENUES	Prior Years	Re-Estimate	2024-25	2025-26	2026-27	2027-28	2028-29	Future Yrs	Total
CMF	3,315,960	2,250,000	100,000	0	0	0	0	0	5,665,960
N/A	0	0	0	0	0	0	0	0	0
N/A	0	0	0	0	0	0	0	0	0
TOTAL	3,315,960	2,250,000	100,000	0	0	0	0	0	5,665,960

OPERATING BUDGET IMPACT	2024-25	2025-26	2026-27	2027-28	2028-29	Future Yrs	Total
	0	0	0	0	0	0	0

CITY OF PLANO

COMMUNITY INVESTMENT PROGRAM

Project Name: Residential Pavement Maintenance Requirements
Project Number: 350021 **Start Date:** Oct. 2023
Description: **Completion Date:** Sep. 2027
 New Residential Pavement Maintenance Requirements
 Project PW-S-00035



EXPENDITURES	Prior Years	Re-Estimate	2024-25	2025-26	2026-27	2027-28	2028-29	Future Yrs	Total
Land	0	0	0	0	0	0	0	0	0
Design	0	0	0	0	0	0	0	0	0
Construction	300	1,400,000	2,500,000	2,500,000	0	0	0	0	6,400,300
Equipment	0	0	0	0	0	0	0	0	0
TOTAL	300	1,400,000	2,500,000	2,500,000	0	0	0	0	6,400,300

REVENUES	Prior Years	Re-Estimate	2024-25	2025-26	2026-27	2027-28	2028-29	Future Yrs	Total
CMF	300	1,400,000	2,500,000	2,500,000	0	0	0	0	6,400,300
N/A	0	0	0	0	0	0	0	0	0
N/A	0	0	0	0	0	0	0	0	0
TOTAL	300	1,400,000	2,500,000	2,500,000	0	0	0	0	6,400,300

OPERATING BUDGET IMPACT	2024-25	2025-26	2026-27	2027-28	2028-29	Future Yrs	Total
	0	0	0	0	0	0	0

CITY OF PLANO

COMMUNITY INVESTMENT PROGRAM

Project Name: Screening Wall Reconstruction

Project Number: 350006

Start Date: Oct. 2021

Description:

Completion Date: Sep. 2028

Repair screening walls along major thoroughfares that are experiencing structural issues. Reconstruct thin wall panels that have failed or been damaged by vehicles throughout the City.

Apply new paint to existing painted walls as designated by Public Works Staff.

Entrance attention to aesthetic defects and damage in existing walls.

Project PW-S-00010

(Migrated from previous account #51120)



EXPENDITURES	Prior Years	Re-Estimate	2024-25	2025-26	2026-27	2027-28	2028-29	Future Yrs	Total
Land	0	0	0	0	0	0	0	0	0
Design	0	0	0	0	0	0	0	0	0
Construction	41,225	0	0	0	0	3,000,000	3,000,000	0	6,041,225
Equipment	0	0	0	0	0	0	0	0	0
TOTAL	41,225	0	0	0	0	3,000,000	3,000,000	0	6,041,225

REVENUES	Prior Years	Re-Estimate	2024-25	2025-26	2026-27	2027-28	2028-29	Future Yrs	Total
CMF	41,225	0	0	0	0	3,000,000	3,000,000	0	6,041,225
N/A	0	0	0	0	0	0	0	0	0
N/A	0	0	0	0	0	0	0	0	0
TOTAL	41,225	0	0	0	0	3,000,000	3,000,000	0	6,041,225

OPERATING BUDGET IMPACT	2024-25	2025-26	2026-27	2027-28	2028-29	Future Yrs	Total
	0	0	0	0	0	0	0

CITY OF PLANO

COMMUNITY INVESTMENT PROGRAM

Project Name: Sealing Requirements Contract 2022

Project Number: 350001

Start Date: Oct. 2020

Description:

Completion Date: Sep. 2026

Project will seal construction and expansion joints on concrete streets and asphalt joints on asphalt streets

Project PW-S-7430



EXPENDITURES	Prior Years	Re-Estimate	2024-25	2025-26	2026-27	2027-28	2028-29	Future Yrs	Total
Land	0	0	0	0	0	0	0	0	0
Design	0	0	0	0	0	0	0	0	0
Construction	417,442	2,000,000	2,500,000	0	0	0	0	0	4,917,442
Equipment	0	0	0	0	0	0	0	0	0
TOTAL	417,442	2,000,000	2,500,000	0	0	0	0	0	4,917,442

REVENUES	Prior Years	Re-Estimate	2024-25	2025-26	2026-27	2027-28	2028-29	Future Yrs	Total
CMF	417,442	2,000,000	2,500,000	0	0	0	0	0	4,917,442
N/A	0	0	0	0	0	0	0	0	0
N/A	0	0	0	0	0	0	0	0	0
TOTAL	417,442	2,000,000	2,500,000	0	0	0	0	0	4,917,442

OPERATING BUDGET IMPACT	2024-25	2025-26	2026-27	2027-28	2028-29	Future Yrs	Total
	0	0	0	0	0	0	0

CITY OF PLANO

COMMUNITY INVESTMENT PROGRAM

Project Name: Sidewalk Repairs

Project Number: 350007

Start Date: Oct. 2021

Description:

Completion Date: Sep. 2028

Repair and installation of sidewalks and barrier free ramps in easements and right-of-ways throughout the City.

Project PW-S-00011

(Migrated from previous account #51128)



EXPENDITURES	Prior Years	Re-Estimate	2024-25	2025-26	2026-27	2027-28	2028-29	Future Yrs	Total
Land	0	0	0	0	0	0	0	0	0
Design	0	0	0	0	0	0	0	0	0
Construction	2,637	0	0	500,000	4,000,000	4,000,000	0	0	8,502,637
Equipment	0	0	0	0	0	0	0	0	0
TOTAL	2,637	0	0	500,000	4,000,000	4,000,000	0	0	8,502,637

REVENUES	Prior Years	Re-Estimate	2024-25	2025-26	2026-27	2027-28	2028-29	Future Yrs	Total
CMF	2,637	0	0	500,000	4,000,000	4,000,000	0	0	8,502,637
N/A	0	0	0	0	0	0	0	0	0
N/A	0	0	0	0	0	0	0	0	0
TOTAL	2,637	0	0	500,000	4,000,000	4,000,000	0	0	8,502,637

OPERATING BUDGET IMPACT	2024-25	2025-26	2026-27	2027-28	2028-29	Future Yrs	Total
	0	0	0	0	0	0	0

CITY OF PLANO

COMMUNITY INVESTMENT PROGRAM

Project Name: Sidewalk Requirements East - 2024

Project Number: 350038

Start Date: Nov. 2023

Description:

Completion Date: Sep. 2027

Repair of sidewalks throughout East Plano.

Project PW-S-00055



EXPENDITURES	Prior Years	Re-Estimate	2024-25	2025-26	2026-27	2027-28	2028-29	Future Yrs	Total
Land	0	0	0	0	0	0	0	0	0
Design	0	0	0	0	0	0	0	0	0
Construction	0	500,000	1,800,000	2,200,000	500,000	0	0	0	5,000,000
Equipment	0	0	0	0	0	0	0	0	0
TOTAL	0	500,000	1,800,000	2,200,000	500,000	0	0	0	5,000,000

REVENUES	Prior Years	Re-Estimate	2024-25	2025-26	2026-27	2027-28	2028-29	Future Yrs	Total
CMF	0	500,000	1,800,000	2,200,000	500,000	0	0	0	5,000,000
N/A	0	0	0	0	0	0	0	0	0
N/A	0	0	0	0	0	0	0	0	0
TOTAL	0	500,000	1,800,000	2,200,000	500,000	0	0	0	5,000,000

OPERATING BUDGET IMPACT	2024-25	2025-26	2026-27	2027-28	2028-29	Future Yrs	Total
	0	0	0	0	0	0	0

CITY OF PLANO

COMMUNITY INVESTMENT PROGRAM

Project Name: Signalization Upgrade

Project Number: 350012

Start Date: Oct. 2021

Description:

Completion Date: Sep. 2025

Repair/maintain/upgrade existing signalized intersections with new signal lights, pedestrian lights, backlit street name signs, opticon equipment, video detection, control cabinets and equipment.

Project PW-S-00015

(Migrated from previous account #51149)



EXPENDITURES	Prior Years	Re-Estimate	2024-25	2025-26	2026-27	2027-28	2028-29	Future Yrs	Total
Land	0	0	0	0	0	0	0	0	0
Design	0	0	0	0	0	0	0	0	0
Construction	448,923	650,000	900,000	0	0	0	0	0	1,998,923
Equipment	130,953	0	0	0	0	0	0	0	130,953
TOTAL	579,876	650,000	900,000	0	0	0	0	0	2,129,876

REVENUES	Prior Years	Re-Estimate	2024-25	2025-26	2026-27	2027-28	2028-29	Future Yrs	Total
CMF	579,876	650,000	900,000	0	0	0	0	0	2,129,876
N/A	0	0	0	0	0	0	0	0	0
N/A	0	0	0	0	0	0	0	0	0
TOTAL	579,876	650,000	900,000	0	0	0	0	0	2,129,876

OPERATING BUDGET IMPACT	2024-25	2025-26	2026-27	2027-28	2028-29	Future Yrs	Total
	0	0	0	0	0	0	0

CITY OF PLANO

COMMUNITY INVESTMENT PROGRAM

Project Name: Signalization Upgrades 2025

Project Number: 350030

Start Date: Oct. 2025

Description:

Completion Date: Sep. 2029

Repair/maintain/upgrade existing signalized intersections with new signal lights, pedestrian lights, backlit street name signs, opticon equipment, video detection, control cabinets and equipment.

Project PW-S-00045



EXPENDITURES	Prior Years	Re-Estimate	2024-25	2025-26	2026-27	2027-28	2028-29	Future Yrs	Total
Land	0	0	0	0	0	0	0	0	0
Design	0	0	0	0	0	0	0	0	0
Construction	0	0	0	900,000	900,000	900,000	900,000	0	3,600,000
Equipment	0	0	0	0	0	0	0	0	0
TOTAL	0	0	0	900,000	900,000	900,000	900,000	0	3,600,000

REVENUES	Prior Years	Re-Estimate	2024-25	2025-26	2026-27	2027-28	2028-29	Future Yrs	Total
CMF	0	0	0	900,000	900,000	900,000	900,000	0	3,600,000
N/A	0	0	0	0	0	0	0	0	0
N/A	0	0	0	0	0	0	0	0	0
TOTAL	0	0	0	900,000	900,000	900,000	900,000	0	3,600,000

OPERATING BUDGET IMPACT	2024-25	2025-26	2026-27	2027-28	2028-29	Future Yrs	Total
	0	0	0	0	0	0	0

CITY OF PLANO

COMMUNITY INVESTMENT PROGRAM

Project Name: Street Condition Investigation

Project Number: 350013

Start Date: Oct. 2021

Description:

Completion Date: Sep. 2026

Evaluation of street conditions to determine what streets need to be rehabilitated through the Capital Reserve or replaced through the Community Investment Program.

Project PW-S-00016

(Migrated from previous account #51151)



EXPENDITURES	Prior Years	Re-Estimate	2024-25	2025-26	2026-27	2027-28	2028-29	Future Yrs	Total
Land	0	0	0	0	0	0	0	0	0
Design	0	500,000	0	500,000	0	0	0	0	1,000,000
Construction	0	0	0	0	0	0	0	0	0
Equipment	0	0	0	0	0	0	0	0	0
TOTAL	0	500,000	0	500,000	0	0	0	0	1,000,000

REVENUES	Prior Years	Re-Estimate	2024-25	2025-26	2026-27	2027-28	2028-29	Future Yrs	Total
CMF	0	500,000	0	500,000	0	0	0	0	1,000,000
N/A	0	0	0	0	0	0	0	0	0
N/A	0	0	0	0	0	0	0	0	0
TOTAL	0	500,000	0	500,000	0	0	0	0	1,000,000

OPERATING BUDGET IMPACT	2024-25	2025-26	2026-27	2027-28	2028-29	Future Yrs	Total
	0	0	0	0	0	0	0

CITY OF PLANO

COMMUNITY INVESTMENT PROGRAM

Project Name: Street Lighting

Project Number: 350014

Start Date: Oct. 2022

Description:

Completion Date: Sep. 2028

Maintenance of existing street light infrastructure throughout the city.

Project PW-S-00016

(Migrated from previous account #51153)



EXPENDITURES	Prior Years	Re-Estimate	2024-25	2025-26	2026-27	2027-28	2028-29	Future Yrs	Total
Land	0	0	0	0	0	0	0	0	0
Design	0	0	0	0	0	0	0	0	0
Construction	92,696	180,000	200,000	200,000	200,000	200,000	0	400,000	1,472,696
Equipment	0	0	0	0	0	0	0	0	0
TOTAL	92,696	180,000	200,000	200,000	200,000	200,000	0	400,000	1,472,696

REVENUES	Prior Years	Re-Estimate	2024-25	2025-26	2026-27	2027-28	2028-29	Future Yrs	Total
CMF	92,696	180,000	200,000	200,000	200,000	200,000	0	400,000	1,472,696
N/A	0	0	0	0	0	0	0	0	0
N/A	0	0	0	0	0	0	0	0	0
TOTAL	92,696	180,000	200,000	200,000	200,000	200,000	0	400,000	1,472,696

OPERATING BUDGET IMPACT	2024-25	2025-26	2026-27	2027-28	2028-29	Future Yrs	Total
	0	0	0	0	0	0	0

CITY OF PLANO

COMMUNITY INVESTMENT PROGRAM

Project Name: Street Name Sign Repl 2025

Project Number: 350033

Start Date: Oct. 2025

Description:

Completion Date: Sep. 2028

Replace and /or repair all traffic signs in the City as necessary, including street names, informational signs, and regulatory signs, backlit street signs.

Project PW-S-00048

(Migrated from previous account #51141)



EXPENDITURES	Prior Years	Re-Estimate	2024-25	2025-26	2026-27	2027-28	2028-29	Future Yrs	Total
Land	0	0	0	0	0	0	0	0	0
Design	0	0	0	0	0	0	0	0	0
Construction	0	0	0	120,000	120,000	120,000	0	0	360,000
Equipment	26,507	0	0	0	0	0	0	0	26,507
TOTAL	26,507	0	0	120,000	120,000	120,000	0	0	386,507

REVENUES	Prior Years	Re-Estimate	2024-25	2025-26	2026-27	2027-28	2028-29	Future Yrs	Total
CMF	26,507	0	0	120,000	120,000	120,000	0	0	386,507
N/A	0	0	0	0	0	0	0	0	0
N/A	0	0	0	0	0	0	0	0	0
TOTAL	26,507	0	0	120,000	120,000	120,000	0	0	386,507

OPERATING BUDGET IMPACT	2024-25	2025-26	2026-27	2027-28	2028-29	Future Yrs	Total
	0	0	0	0	0	0	0

CITY OF PLANO

COMMUNITY INVESTMENT PROGRAM

Project Name: Traffic Guardrail Repairs - 2024

Project Number: 350059

Start Date: Oct. 2020

Description:

Completion Date: Oct. 2026

Project will make repairs to Metal Beam Guard Fences (guardrails) by work order

Project PW-S-00014



EXPENDITURES	Prior Years	Re-Estimate	2024-25	2025-26	2026-27	2027-28	2028-29	Future Yrs	Total
Land	0	0	0	0	0	0	0	0	0
Design	0	0	0	0	0	0	0	0	0
Construction	68,625	75,000	100,000	100,000	100,000	100,000	0	200,000	743,625
Equipment	0	0	0	0	0	0	0	0	0
TOTAL	68,625	75,000	100,000	100,000	100,000	100,000	0	200,000	743,625

REVENUES	Prior Years	Re-Estimate	2024-25	2025-26	2026-27	2027-28	2028-29	Future Yrs	Total
CMF	68,625	75,000	100,000	100,000	100,000	100,000	0	200,000	743,625
N/A	0	0	0	0	0	0	0	0	0
N/A	0	0	0	0	0	0	0	0	0
TOTAL	68,625	75,000	100,000	100,000	100,000	100,000	0	200,000	743,625

OPERATING BUDGET IMPACT	2024-25	2025-26	2026-27	2027-28	2028-29	Future Yrs	Total
	0	0	0	0	0	0	0

CITY OF PLANO

COMMUNITY INVESTMENT PROGRAM

Project Name: Traffic Safety Improvements

Project Number: 350043

Start Date: Oct. 2003

Description:

Project TP-S-00016

Completion Date: Sep. 2029



EXPENDITURES	Prior Years	Re-Estimate	2024-25	2025-26	2026-27	2027-28	2028-29	Future Yrs	Total
Land	0	0	0	0	0	0	0	0	0
Design	0	0	0	0	0	0	0	0	0
Construction	0	40,000	125,000	90,000	90,000	90,000	90,000	0	525,000
Equipment	0	0	0	0	0	0	0	0	0
TOTAL	0	40,000	125,000	90,000	90,000	90,000	90,000	0	525,000

REVENUES	Prior Years	Re-Estimate	2024-25	2025-26	2026-27	2027-28	2028-29	Future Yrs	Total
CMF	0	40,000	125,000	90,000	90,000	90,000	90,000	0	525,000
N/A	0	0	0	0	0	0	0	0	0
N/A	0	0	0	0	0	0	0	0	0
TOTAL	0	40,000	125,000	90,000	90,000	90,000	90,000	0	525,000

OPERATING BUDGET IMPACT	2024-25	2025-26	2026-27	2027-28	2028-29	Future Yrs	Total
	0	0	0	0	0	0	0

CITY OF PLANO

COMMUNITY INVESTMENT PROGRAM

Project Name: Wayfinding Signage Project

Project Number: 52000

Start Date: Feb. 2017

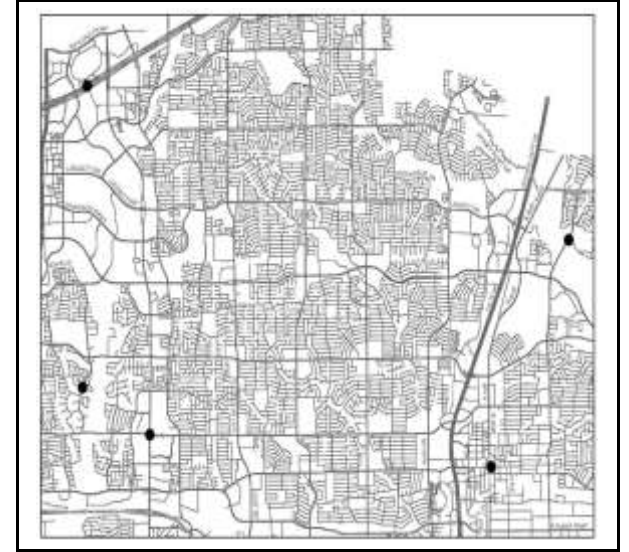
Description:

Completion Date: May. 2024

Phase 1 of the Citywide Wayfinding Signs Project will provide 137 new signs and kiosks throughout the City, focusing on five main districts, and guiding motorists and pedestrians to and throughout these key districts. Included are the following districts across the City:

1. Downtown Plano
2. Oak Point Park and Recreation Area
3. Park Boulevard and Preston Road
4. Willowbend
5. Legacy District

Project Number 7148



EXPENDITURES	Prior Years	Re-Estimate	2024-25	2025-26	2026-27	2027-28	2028-29	Future Yrs	Total
Land	0	0	0	0	0	0	0	0	0
Design	0	0	0	0	0	0	0	0	0
Construction	434,660	580,549	0	0	0	0	0	0	1,015,209
Equipment	0	0	0	0	0	0	0	0	0
TOTAL	434,660	580,549	0	0	0	0	0	0	1,015,209

REVENUES	Prior Years	Re-Estimate	2024-25	2025-26	2026-27	2027-28	2028-29	Future Yrs	Total
CMF	434,660	580,549	0	0	0	0	0	0	1,015,209
N/A	0	0	0	0	0	0	0	0	0
N/A	0	0	0	0	0	0	0	0	0
TOTAL	434,660	580,549	0	0	0	0	0	0	1,015,209

OPERATING BUDGET IMPACT	2024-25	2025-26	2026-27	2027-28	2028-29	Future Yrs	Total
	0	0	0	0	0	0	0

Park Capital Maintenance Projects

Project	Prior Yrs	Re-Est	2024-25	2025-26	2026-27	2027-28	2028-29	Future	Total
353032 Arbor Hills Retaining Wall Repair	0	18,000	100,000	0	0	0	0	0	118,000
353987 Arrowhead Park Irrigation Renovation	0	0	0	0	380,744	0	0	0	380,744
353023 Art Facilities Equipment General CMF Account	137,374	177,226	150,000	567,000	160,000	197,560	197,560	0	1,586,720
353005 Athletic Fields General CMF Acct	288,702	218,120	518,750	618,750	618,750	618,750	618,750	0	3,500,572
53396 Bluebonnet Trail Drainage	11,800	221,226	0	0	0	0	0	0	233,026
353035 Carpenter Gymnastics Room Repurpose	0	204,180	21,800	0	0	0	0	0	225,980
353028 Carpenter Recreation Center Signage Replaceme	0	10,000	50,000	0	0	0	0	0	60,000
353022 Community Park Renovations General CMF Acc	9,499	0	225,000	500,000	5,000,000	500,000	5,000,000	0	11,234,499
353003 Custer Road Living Screen Replacement	15,074	5,901	134,599	0	0	0	0	0	155,574
353030 Fire Station 9 Landscape and Irrigation Renovati	0	0	0	258,720	0	0	0	0	258,720
53390 Frank Beverly Drainage Improvements	0	123,876	0	0	0	0	0	0	123,876
353004 Glen Meadows Park Renovation	0	0	746,598	0	0	0	0	0	746,598
353988 Indian Creek Park Irrigation Renovation	0	0	0	694,000	0	0	0	0	694,000
353010 Irrigation Renovations	121,794	104,671	85,000	285,000	1,500,000	285,000	1,500,000	0	3,881,465
353013 Irrigation Technology & Mechanical	331,166	415,777	420,000	420,000	420,000	420,000	420,000	0	2,846,943
353008 Jack Carter Park Improvements	0	120,000	0	0	0	0	0	0	120,000

Project		Prior Yrs	Re-Est	2024-25	2025-26	2026-27	2027-28	2028-29	Future	Total
353021	Lighting Replacements General CMF Account	0	10,815	25,000	250,000	250,000	3,000,000	3,000,000	0	6,535,815
353024	Living Screen Replacements Genreal CMF Acco	0	0	127,000	374,000	364,730	225,000	375,000	0	1,465,730
353989	Lone Star Park Irrigation Renovation	0	0	0	927,000	0	0	0	0	927,000
353041	Median Renovation - 15th Street	0	0	0	85,868	476,542	0	0	0	562,410
353042	Median Renovation - Alma Drive	0	0	0	0	96,778	549,224	0	0	646,002
353043	Median Renovation - Plano Pkwy and Parker Rd.	0	0	0	0	0	110,107	636,758	0	746,865
353990	Median Renovations	0	0	100,000	0	0	0	0	0	100,000
353019	Neighborhood Park Renovations General CMF A	39	21,427	100,000	250,000	250,000	250,000	250,000	0	1,121,466
353991	Oak Point Recreation Center Sign Replacement	0	0	0	70,000	0	0	0	0	70,000
353006	Park & Facility Signage Replacement	30,442	9,013	10,000	10,000	10,000	10,000	10,000	0	89,455
353015	Park Restoration	359,041	173,958	310,000	310,000	300,000	310,000	445,000	0	2,207,999
353014	Park Structures & Equipment	213,496	326,748	397,000	492,000	492,000	492,000	492,000	0	2,905,244
353992	Parkwood Green Irrigation Renovation	0	0	0	0	331,914	0	0	0	331,914
53392	Parr Library Landscape and Irrigation Renovatio	3,350	368,281	0	0	0	0	0	0	371,631
353031	Pecan Hollow Clubhouse Landscape and Irrigati	0	10,000	395,000	0	0	0	0	0	405,000
353993	Pecan Hollow Golf Course Restoration	0	25,000	40,000	40,000	40,000	40,000	40,000	0	225,000
353994	Pecan Hollow Irrigation Transfer Pump Replace	0	0	0	50,000	50,000	0	0	0	100,000

Project		Prior Yrs	Re-Est	2024-25	2025-26	2026-27	2027-28	2028-29	Future	Total
353995	Pecan Hollow Maintenance (Building)	0	0	25,000	275,000	0	0	0	0	300,000
353996	Pecan Hollow Maintenance (Yard)	0	20,000	150,000	0	0	0	0	0	170,000
353026	Pecan Hollow Parking Lot Lights Renovation	0	0	0	240,000	0	0	0	0	240,000
353018	Plano Aquatic Center Secured Storage	0	20,000	60,000	420,000	0	0	0	0	500,000
353029	Plano Event Center Beverage Service Renovation	0	0	0	500,000	0	0	0	0	500,000
53395	Plano Event Center Collinwood Room LED Lighting	0	529,500	0	0	0	0	0	0	529,500
353001	Plano Event Center Courtyard Renovation	656,521	2,696,028	0	0	0	0	0	0	3,352,549
53382	Plano Event Center Enhancements	4,745,340	956	0	0	0	0	0	0	4,746,296
53397	Plano Event Center Store Front Doors	57,600	789,410	0	0	0	0	0	0	847,010
353011	Playground Replacements	395,739	592,997	350,000	350,000	350,000	350,000	350,000	0	2,738,736
53391	Police & Courts Building Landscape Renovation	0	0	0	280,000	225,000	0	0	0	505,000
353020	Pool Equipment Genreal CMF Account	45,940	373,015	480,000	475,000	330,000	310,000	320,000	0	2,333,955
353997	Prairie Meadow Park Drainage Improvements	0	19,500	150,000	0	0	0	0	0	169,500
353017	Public Building Landscape Renovations General	453,726	30,000	435,000	757,446	634,839	574,448	1,119,329	0	4,004,788
353016	Recreation Center Equipment General CMF Account	168,110	100,752	100,000	125,000	125,000	125,000	125,000	0	868,862
353009	Restroom Renovations General CMF Account	0	0	50,000	100,000	100,000	100,000	100,000	0	450,000
353040	Ridgeview Park Irrigation Renovation	0	0	0	568,000	0	0	0	0	568,000

Project	Prior Yrs	Re-Est	2024-25	2025-26	2026-27	2027-28	2028-29	Future	Total
353998 Schell Park Renovation Masterplan	0	0	0	200,000	0	0	0	0	200,000
353002 Shady Brook Trail Retaining Wall Repair	136,477	7,750	169,320	0	0	0	0	0	313,547
353038 Steeplechase Park Renovation	0	10,000	130,000	2,672,979	0	0	0	0	2,812,979
353012 Trail Repairs	11,644	2,550	50,000	2,000,000	500,000	2,000,000	500,000	0	5,064,194
353007 Tree Replacements	32,567	63,017	75,000	100,000	100,000	100,000	100,000	0	570,584
353999 Wagon Wheel Park Irrigation Renovation	0	0	0	634,000	0	0	0	0	634,000
353045 Westwood Park Renovation	0	10,000	145,000	1,271,180	0	0	0	0	1,426,180
353039 Windhaven Park Masterplan	0	10,000	145,000	1,865,941	0	0	0	0	2,020,941
TOTAL	8,225,441	7,839,694	6,470,067	19,036,884	13,106,297	10,567,089	15,599,397	0	80,844,869

CITY OF PLANO

COMMUNITY INVESTMENT PROGRAM

Project Name: Arbor Hills Retaining Wall Repair

Project Number: 353032

Start Date: Sep. 2023

Description:

Completion Date: Sep. 2025

Repair of a retaining wall west of the playground

Project PKR-P-00090



EXPENDITURES	Prior Years	Re-Estimate	2024-25	2025-26	2026-27	2027-28	2028-29	Future Yrs	Total
Land	0	0	0	0	0	0	0	0	0
Design	0	18,000	0	0	0	0	0	0	18,000
Construction	0	0	100,000	0	0	0	0	0	100,000
Equipment	0	0	0	0	0	0	0	0	0
TOTAL	0	18,000	100,000	0	0	0	0	0	118,000

REVENUES	Prior Years	Re-Estimate	2024-25	2025-26	2026-27	2027-28	2028-29	Future Yrs	Total
CMF	0	18,000	100,000	0	0	0	0	0	118,000
N/A	0	0	0	0	0	0	0	0	0
N/A	0	0	0	0	0	0	0	0	0
TOTAL	0	18,000	100,000	0	0	0	0	0	118,000

OPERATING BUDGET IMPACT	2024-25	2025-26	2026-27	2027-28	2028-29	Future Yrs	Total
	0	0	0	0	0	0	0

CITY OF PLANO

COMMUNITY INVESTMENT PROGRAM

Project Name: Arrowhead Park Irrigation Renovation
Project Number: 353987 **Start Date:** Oct. 2024
Description: **Completion Date:** Sep. 2027
 A project to renovate the irrigation system at this location.
 Project Number TBD



EXPENDITURES	Prior Years	Re-Estimate	2024-25	2025-26	2026-27	2027-28	2028-29	Future Yrs	Total
Land	0	0	0	0	0	0	0	0	0
Design	0	0	0	0	0	0	0	0	0
Construction	0	0	0	0	380,744	0	0	0	380,744
Equipment	0	0	0	0	0	0	0	0	0
TOTAL	0	0	0	0	380,744	0	0	0	380,744

REVENUES	Prior Years	Re-Estimate	2024-25	2025-26	2026-27	2027-28	2028-29	Future Yrs	Total
CMF	0	0	0	0	380,744	0	0	0	380,744
N/A	0	0	0	0	0	0	0	0	0
N/A	0	0	0	0	0	0	0	0	0
TOTAL	0	0	0	0	380,744	0	0	0	380,744

OPERATING BUDGET IMPACT	2024-25	2025-26	2026-27	2027-28	2028-29	Future Yrs	Total
	0	0	0	0	0	0	0

CITY OF PLANO

COMMUNITY INVESTMENT PROGRAM

Project Name: Art Facilities Equipment General CMF Account

Project Number: 353023

Start Date: May. 2023

Description:

Completion Date: Sep. 2029

Replacement of outdated sound equipment, lighting systems, stage equipment and soft goods.

Project PKR-P-00033

(Migrated from previous account #53384)



EXPENDITURES	Prior Years	Re-Estimate	2024-25	2025-26	2026-27	2027-28	2028-29	Future Yrs	Total
Land	0	0	0	0	0	0	0	0	0
Design	0	0	0	0	0	0	0	0	0
Construction	132,639	177,226	150,000	567,000	160,000	197,560	197,560	0	1,581,985
Equipment	4,735	0	0	0	0	0	0	0	4,735
TOTAL	137,374	177,226	150,000	567,000	160,000	197,560	197,560	0	1,586,720

REVENUES	Prior Years	Re-Estimate	2024-25	2025-26	2026-27	2027-28	2028-29	Future Yrs	Total
CMF	137,374	177,226	150,000	567,000	160,000	197,560	197,560	0	1,586,720
N/A	0	0	0	0	0	0	0	0	0
N/A	0	0	0	0	0	0	0	0	0
TOTAL	137,374	177,226	150,000	567,000	160,000	197,560	197,560	0	1,586,720

OPERATING BUDGET IMPACT	2024-25	2025-26	2026-27	2027-28	2028-29	Future Yrs	Total
	0	0	0	0	0	0	0

CITY OF PLANO

COMMUNITY INVESTMENT PROGRAM

Project Name: Athletic Fields General CMF Acct

Project Number: 353005

Start Date: May. 2023

Description:

Completion Date: Sep. 2029

General renovation and replacements amongst the sixteen athletic sites throughout the city. Work includes sports field repairs and infield conditioning as needed.

Project PKR-P-00015

(Migrated from previous account #53307)



EXPENDITURES	Prior Years	Re-Estimate	2024-25	2025-26	2026-27	2027-28	2028-29	Future Yrs	Total
Land	0	0	0	0	0	0	0	0	0
Design	0	0	0	0	0	0	0	0	0
Construction	135,951	218,120	518,750	618,750	618,750	618,750	618,750	0	3,347,821
Equipment	152,751	0	0	0	0	0	0	0	152,751
TOTAL	288,702	218,120	518,750	618,750	618,750	618,750	618,750	0	3,500,572

REVENUES	Prior Years	Re-Estimate	2024-25	2025-26	2026-27	2027-28	2028-29	Future Yrs	Total
CMF	288,702	218,120	518,750	618,750	618,750	618,750	618,750	0	3,500,572
N/A	0	0	0	0	0	0	0	0	0
N/A	0	0	0	0	0	0	0	0	0
TOTAL	288,702	218,120	518,750	618,750	618,750	618,750	618,750	0	3,500,572

OPERATING BUDGET IMPACT	2024-25	2025-26	2026-27	2027-28	2028-29	Future Yrs	Total
	0	0	0	0	0	0	0

CITY OF PLANO

COMMUNITY INVESTMENT PROGRAM

Project Name: Bluebonnet Trail Drainage

Project Number: 53396

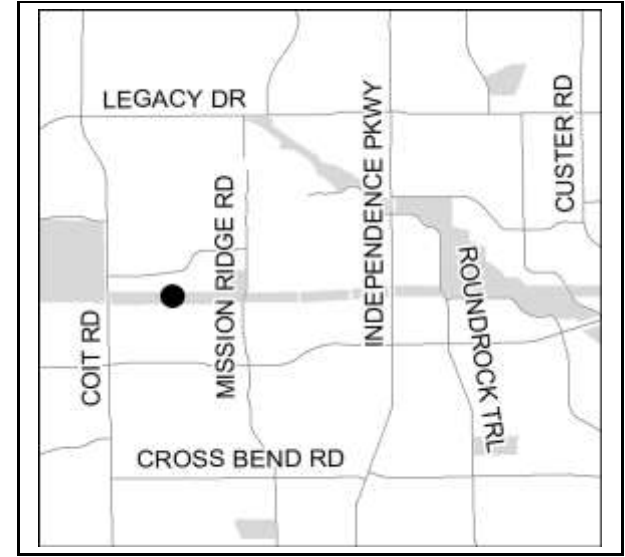
Start Date: Sep. 2022

Description:

Completion Date: Jun. 2024

A project to evaluate drainage along Bluebonnet Trail east of Coit Road.

Project PKR-D-7598



EXPENDITURES	Prior Years	Re-Estimate	2024-25	2025-26	2026-27	2027-28	2028-29	Future Yrs	Total
Land	0	0	0	0	0	0	0	0	0
Design	11,800	876	0	0	0	0	0	0	12,676
Construction	0	220,350	0	0	0	0	0	0	220,350
Equipment	0	0	0	0	0	0	0	0	0
TOTAL	11,800	221,226	0	0	0	0	0	0	233,026

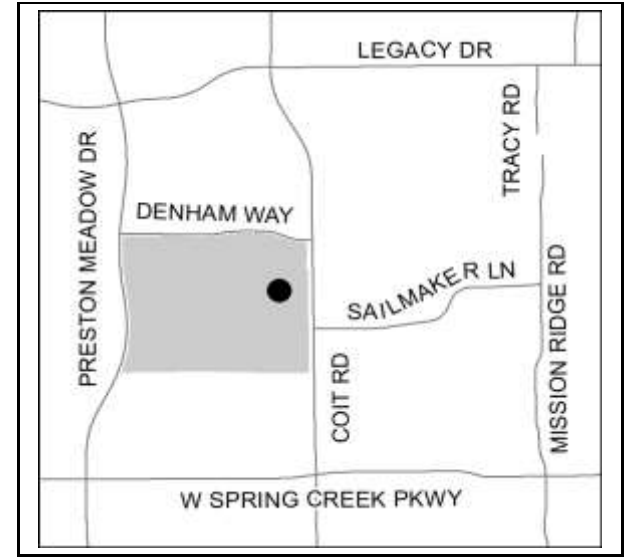
REVENUES	Prior Years	Re-Estimate	2024-25	2025-26	2026-27	2027-28	2028-29	Future Yrs	Total
CMF	11,800	221,226	0	0	0	0	0	0	233,026
N/A	0	0	0	0	0	0	0	0	0
N/A	0	0	0	0	0	0	0	0	0
TOTAL	11,800	221,226	0	0	0	0	0	0	233,026

OPERATING BUDGET IMPACT	2024-25	2025-26	2026-27	2027-28	2028-29	Future Yrs	Total
	0	0	0	0	0	0	0

CITY OF PLANO

COMMUNITY INVESTMENT PROGRAM

Project Name: Carpenter Gymnastics Room Repurpose
Project Number: 353035 **Start Date:** May. 2023
Description: **Completion Date:** Sep. 2025
 A project to convert the former gymnastics room in programmable rec center space.
 Project PKR-P-00035



EXPENDITURES	Prior Years	Re-Estimate	2024-25	2025-26	2026-27	2027-28	2028-29	Future Yrs	Total
Land	0	0	0	0	0	0	0	0	0
Design	0	0	0	0	0	0	0	0	0
Construction	0	204,180	21,800	0	0	0	0	0	225,980
Equipment	0	0	0	0	0	0	0	0	0
TOTAL	0	204,180	21,800	0	0	0	0	0	225,980

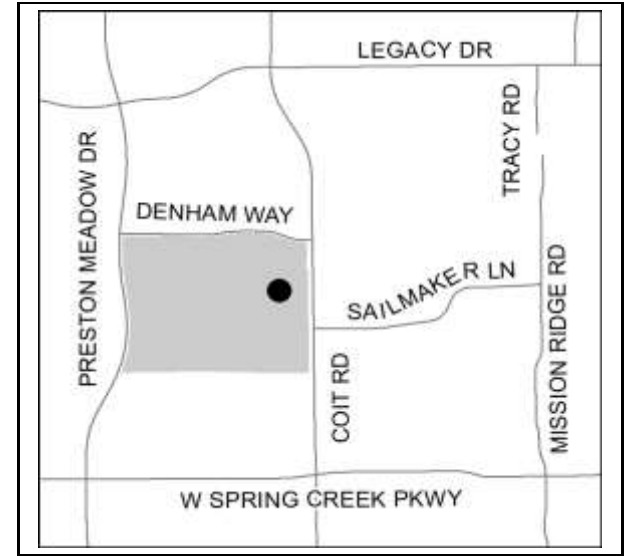
REVENUES	Prior Years	Re-Estimate	2024-25	2025-26	2026-27	2027-28	2028-29	Future Yrs	Total
CMF	0	204,180	21,800	0	0	0	0	0	225,980
N/A	0	0	0	0	0	0	0	0	0
N/A	0	0	0	0	0	0	0	0	0
TOTAL	0	204,180	21,800	0	0	0	0	0	225,980

OPERATING BUDGET IMPACT	2024-25	2025-26	2026-27	2027-28	2028-29	Future Yrs	Total
	0	0	0	0	0	0	0

CITY OF PLANO

COMMUNITY INVESTMENT PROGRAM

Project Name: Carpenter Recreation Center Signage Replacement
Project Number: 353028 **Start Date:** May. 2023
Description: **Completion Date:** Sep. 2025
 A project to replace outdoor facility signage.
 Project PKR-P-00100



EXPENDITURES	Prior Years	Re-Estimate	2024-25	2025-26	2026-27	2027-28	2028-29	Future Yrs	Total
Land	0	0	0	0	0	0	0	0	0
Design	0	0	0	0	0	0	0	0	0
Construction	0	10,000	50,000	0	0	0	0	0	60,000
Equipment	0	0	0	0	0	0	0	0	0
TOTAL	0	10,000	50,000	0	0	0	0	0	60,000

REVENUES	Prior Years	Re-Estimate	2024-25	2025-26	2026-27	2027-28	2028-29	Future Yrs	Total
CMF	0	10,000	50,000	0	0	0	0	0	60,000
N/A	0	0	0	0	0	0	0	0	0
N/A	0	0	0	0	0	0	0	0	0
TOTAL	0	10,000	50,000	0	0	0	0	0	60,000

OPERATING BUDGET IMPACT	2024-25	2025-26	2026-27	2027-28	2028-29	Future Yrs	Total
	0	0	0	0	0	0	0

CITY OF PLANO

COMMUNITY INVESTMENT PROGRAM

Project Name: Community Park Renovations General CMF Account

Project Number: 353022

Start Date: May. 2023

Description:

Completion Date: Sep. 2029

Renovation of community parks throughout the City. The Plano Park System has 23 community parks which are 25+ acres in size and serve an expanded geographic area or specific community needs. These parks usually have parking lots, restrooms and large passive open space.

Project PKR-P-00032

(Migrated from previous account #53383)



EXPENDITURES	Prior Years	Re-Estimate	2024-25	2025-26	2026-27	2027-28	2028-29	Future Yrs	Total
Land	0	0	0	0	0	0	0	0	0
Design	9,499	0	0	0	0	0	0	0	9,499
Construction	0	0	225,000	500,000	5,000,000	500,000	5,000,000	0	11,225,000
Equipment	0	0	0	0	0	0	0	0	0
TOTAL	9,499	0	225,000	500,000	5,000,000	500,000	5,000,000	0	11,234,499

REVENUES	Prior Years	Re-Estimate	2024-25	2025-26	2026-27	2027-28	2028-29	Future Yrs	Total
CMF	9,499	0	225,000	500,000	5,000,000	500,000	5,000,000	0	11,234,499
N/A	0	0	0	0	0	0	0	0	0
N/A	0	0	0	0	0	0	0	0	0
TOTAL	9,499	0	225,000	500,000	5,000,000	500,000	5,000,000	0	11,234,499

OPERATING BUDGET IMPACT	2024-25	2025-26	2026-27	2027-28	2028-29	Future Yrs	Total
	0	0	0	0	0	0	0

CITY OF PLANO

COMMUNITY INVESTMENT PROGRAM

Project Name: Custer Road Living Screen Replacement

Project Number: 353003

Start Date: Dec. 2022

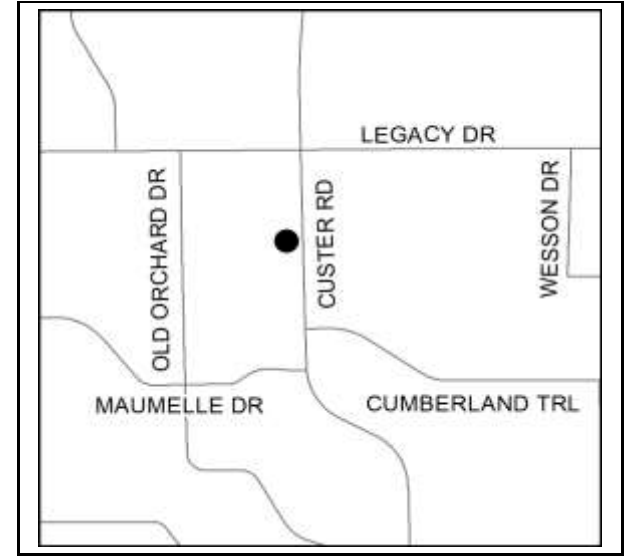
Description:

Completion Date: Sep. 2024

Remove and replace living screen and irrigation system along Custer Road between Winslow Drive and Glenmont Drive.

Project PKR-P-00010

(Migrated from previous account #55503)



EXPENDITURES	Prior Years	Re-Estimate	2024-25	2025-26	2026-27	2027-28	2028-29	Future Yrs	Total
Land	0	0	0	0	0	0	0	0	0
Design	15,074	5,901	0	0	0	0	0	0	20,975
Construction	0	0	134,599	0	0	0	0	0	134,599
Equipment	0	0	0	0	0	0	0	0	0
TOTAL	15,074	5,901	134,599	0	0	0	0	0	155,574

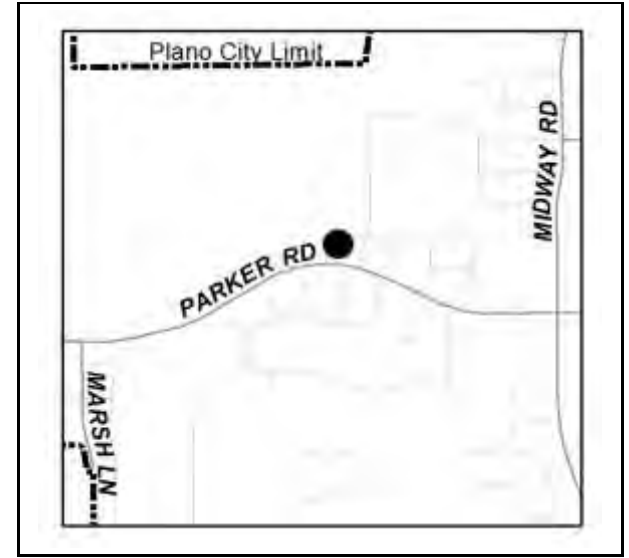
REVENUES	Prior Years	Re-Estimate	2024-25	2025-26	2026-27	2027-28	2028-29	Future Yrs	Total
CMF	15,074	5,901	134,599	0	0	0	0	0	155,574
N/A	0	0	0	0	0	0	0	0	0
N/A	0	0	0	0	0	0	0	0	0
TOTAL	15,074	5,901	134,599	0	0	0	0	0	155,574

OPERATING BUDGET IMPACT	2024-25	2025-26	2026-27	2027-28	2028-29	Future Yrs	Total
	0	0	0	0	0	0	0

CITY OF PLANO

COMMUNITY INVESTMENT PROGRAM

Project Name: Fire Station 9 Landscape and Irrigation Renovation
Project Number: 353030 **Start Date:** May. 2023
Description: **Completion Date:** Sep. 2026
 A project to renovate the irrigation system and site landscaping.
 Project PKR-P-00048



EXPENDITURES	Prior Years	Re-Estimate	2024-25	2025-26	2026-27	2027-28	2028-29	Future Yrs	Total
Land	0	0	0	0	0	0	0	0	0
Design	0	0	0	0	0	0	0	0	0
Construction	0	0	0	258,720	0	0	0	0	258,720
Equipment	0	0	0	0	0	0	0	0	0
TOTAL	0	0	0	258,720	0	0	0	0	258,720

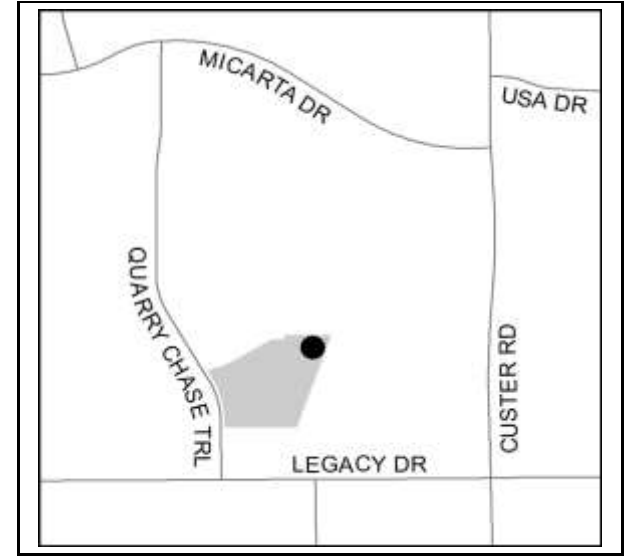
REVENUES	Prior Years	Re-Estimate	2024-25	2025-26	2026-27	2027-28	2028-29	Future Yrs	Total
CMF	0	0	0	258,720	0	0	0	0	258,720
N/A	0	0	0	0	0	0	0	0	0
N/A	0	0	0	0	0	0	0	0	0
TOTAL	0	0	0	258,720	0	0	0	0	258,720

OPERATING BUDGET IMPACT	2024-25	2025-26	2026-27	2027-28	2028-29	Future Yrs	Total
	0	0	0	0	0	0	0

CITY OF PLANO

COMMUNITY INVESTMENT PROGRAM

Project Name: Frank Beverly Drainage Improvements
Project Number: 53390 **Start Date:** Oct. 2020
Description: **Completion Date:** Oct. 2027
 A construction project to improve drainage at the northwest corner of the park.
 Project PKR-P-7372



EXPENDITURES	Prior Years	Re-Estimate	2024-25	2025-26	2026-27	2027-28	2028-29	Future Yrs	Total
Land	0	0	0	0	0	0	0	0	0
Design	0	0	0	0	0	0	0	0	0
Construction	0	123,876	0	0	0	0	0	0	123,876
Equipment	0	0	0	0	0	0	0	0	0
TOTAL	0	123,876	0	0	0	0	0	0	123,876

REVENUES	Prior Years	Re-Estimate	2024-25	2025-26	2026-27	2027-28	2028-29	Future Yrs	Total
CMF	0	123,876	0	0	0	0	0	0	123,876
N/A	0	0	0	0	0	0	0	0	0
N/A	0	0	0	0	0	0	0	0	0
TOTAL	0	123,876	0	0	0	0	0	0	123,876

OPERATING BUDGET IMPACT	2024-25	2025-26	2026-27	2027-28	2028-29	Future Yrs	Total
	0	0	0	0	0	0	0

CITY OF PLANO

COMMUNITY INVESTMENT PROGRAM

Project Name: Glen Meadows Park Renovation

Project Number: 353004

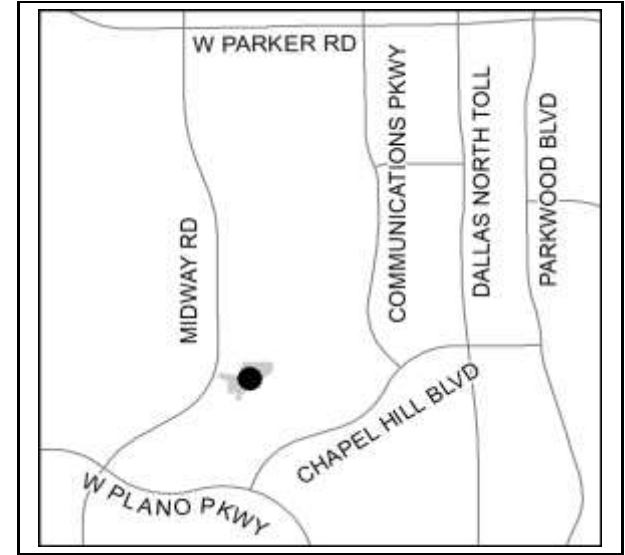
Start Date: Apr. 2020

Description:

Completion Date: Oct. 2023

Glen Meadows Park Renovation

Project PKR-P-7018



EXPENDITURES	Prior Years	Re-Estimate	2024-25	2025-26	2026-27	2027-28	2028-29	Future Yrs	Total
Land	0	0	0	0	0	0	0	0	0
Design	0	0	0	0	0	0	0	0	0
Construction	0	0	746,598	0	0	0	0	0	746,598
Equipment	0	0	0	0	0	0	0	0	0
TOTAL	0	0	746,598	0	0	0	0	0	746,598

REVENUES	Prior Years	Re-Estimate	2024-25	2025-26	2026-27	2027-28	2028-29	Future Yrs	Total
CMF	0	0	746,598	0	0	0	0	0	746,598
N/A	0	0	0	0	0	0	0	0	0
N/A	0	0	0	0	0	0	0	0	0
TOTAL	0	0	746,598	0	0	0	0	0	746,598

OPERATING BUDGET IMPACT	2024-25	2025-26	2026-27	2027-28	2028-29	Future Yrs	Total
	0	0	0	0	0	0	0

CITY OF PLANO

COMMUNITY INVESTMENT PROGRAM

Project Name: Indian Creek Park Irrigation Renovation
Project Number: 353988 **Start Date:** Oct. 2024
Description: **Completion Date:** Sep. 2026
 A project to renovate the irrigation system at this location.
 Project Number TBD



EXPENDITURES	Prior Years	Re-Estimate	2024-25	2025-26	2026-27	2027-28	2028-29	Future Yrs	Total
Land	0	0	0	0	0	0	0	0	0
Design	0	0	0	0	0	0	0	0	0
Construction	0	0	0	694,000	0	0	0	0	694,000
Equipment	0	0	0	0	0	0	0	0	0
TOTAL	0	0	0	694,000	0	0	0	0	694,000

REVENUES	Prior Years	Re-Estimate	2024-25	2025-26	2026-27	2027-28	2028-29	Future Yrs	Total
CMF	0	0	0	694,000	0	0	0	0	694,000
N/A	0	0	0	0	0	0	0	0	0
N/A	0	0	0	0	0	0	0	0	0
TOTAL	0	0	0	694,000	0	0	0	0	694,000

OPERATING BUDGET IMPACT	2024-25	2025-26	2026-27	2027-28	2028-29	Future Yrs	Total
	0	0	0	0	0	0	0

CITY OF PLANO

COMMUNITY INVESTMENT PROGRAM

Project Name: Irrigation Renovations

Project Number: 353010

Start Date: May. 2023

Description:

Completion Date: Sep. 2029

Irrigation renovations at parks throughout the City. Plano Parks & Recreation oversees more than 1300 acres of irrigated land including park sites, athletic sites, medians, rights of way and at public buildings.

Project PKR-P-00019

(Migrated from previous account #53353)



EXPENDITURES	Prior Years	Re-Estimate	2024-25	2025-26	2026-27	2027-28	2028-29	Future Yrs	Total
Land	0	0	0	0	0	0	0	0	0
Design	0	0	0	0	0	0	0	0	0
Construction	14,071	104,671	85,000	285,000	1,500,000	285,000	1,500,000	0	3,773,742
Equipment	107,723	0	0	0	0	0	0	0	107,723
TOTAL	121,794	104,671	85,000	285,000	1,500,000	285,000	1,500,000	0	3,881,465

REVENUES	Prior Years	Re-Estimate	2024-25	2025-26	2026-27	2027-28	2028-29	Future Yrs	Total
CMF	121,794	104,671	85,000	285,000	1,500,000	285,000	1,500,000	0	3,881,465
N/A	0	0	0	0	0	0	0	0	0
N/A	0	0	0	0	0	0	0	0	0
TOTAL	121,794	104,671	85,000	285,000	1,500,000	285,000	1,500,000	0	3,881,465

OPERATING BUDGET IMPACT	2024-25	2025-26	2026-27	2027-28	2028-29	Future Yrs	Total
	0	0	0	0	0	0	0

CITY OF PLANO

COMMUNITY INVESTMENT PROGRAM

Project Name: Irrigation Technology & Mechanical

Project Number: 353013

Start Date: May. 2023

Description:

Completion Date: Sep. 2029

Replacement of irrigation controllers, pump systems, master valves, and backflow devices across the Plano Park Systems that have reached the end of their useful lives. Plano Parks & Recreation manages more than 550 irrigation systems.

Project PKR-P-00023

(Migrated from previous account #53361)



EXPENDITURES	Prior Years	Re-Estimate	2024-25	2025-26	2026-27	2027-28	2028-29	Future Yrs	Total
Land	0	0	0	0	0	0	0	0	0
Design	0	0	0	0	0	0	0	0	0
Construction	331,166	415,777	420,000	420,000	420,000	420,000	420,000	0	2,846,943
Equipment	0	0	0	0	0	0	0	0	0
TOTAL	331,166	415,777	420,000	420,000	420,000	420,000	420,000	0	2,846,943

REVENUES	Prior Years	Re-Estimate	2024-25	2025-26	2026-27	2027-28	2028-29	Future Yrs	Total
CMF	331,166	415,777	420,000	420,000	420,000	420,000	420,000	0	2,846,943
N/A	0	0	0	0	0	0	0	0	0
N/A	0	0	0	0	0	0	0	0	0
TOTAL	331,166	415,777	420,000	420,000	420,000	420,000	420,000	0	2,846,943

OPERATING BUDGET IMPACT	2024-25	2025-26	2026-27	2027-28	2028-29	Future Yrs	Total
	0	0	0	0	0	0	0

CITY OF PLANO

COMMUNITY INVESTMENT PROGRAM

Project Name: Jack Carter Park Improvements

Project Number: 353008

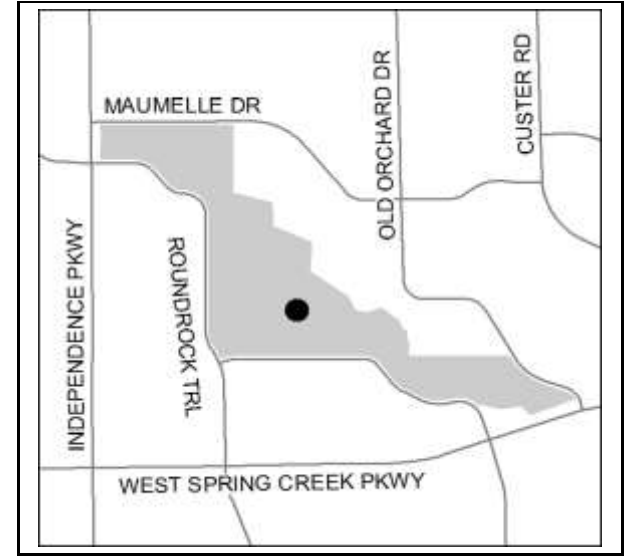
Start Date: Nov. 2017

Description:

Completion Date: Dec. 2025

A project to provide new trail and connections on west side of Independence, new restroom building, and site repair.

Project PKR-P-7311



EXPENDITURES	Prior Years	Re-Estimate	2024-25	2025-26	2026-27	2027-28	2028-29	Future Yrs	Total
Land	0	0	0	0	0	0	0	0	0
Design	0	0	0	0	0	0	0	0	0
Construction	0	120,000	0	0	0	0	0	0	120,000
Equipment	0	0	0	0	0	0	0	0	0
TOTAL	0	120,000	0	0	0	0	0	0	120,000

REVENUES	Prior Years	Re-Estimate	2024-25	2025-26	2026-27	2027-28	2028-29	Future Yrs	Total
CMF	0	120,000	0	0	0	0	0	0	120,000
N/A	0	0	0	0	0	0	0	0	0
N/A	0	0	0	0	0	0	0	0	0
TOTAL	0	120,000	0	0	0	0	0	0	120,000

OPERATING BUDGET IMPACT	2024-25	2025-26	2026-27	2027-28	2028-29	Future Yrs	Total
	0	0	0	0	0	0	0

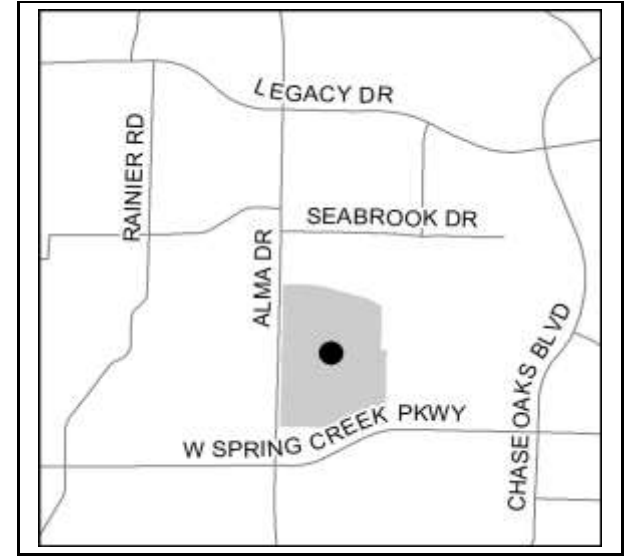
CITY OF PLANO

COMMUNITY INVESTMENT PROGRAM

Project Name: Lighting Replacements General CMF Account
Project Number: 353021 **Start Date:** May. 2023
Description: Replacement of aging lighting throughout the park system with more efficient lighting. **Completion Date:** Sep. 2029

Project PKR-P-00031

(Migrated from previous account #53381)



EXPENDITURES	Prior Years	Re-Estimate	2024-25	2025-26	2026-27	2027-28	2028-29	Future Yrs	Total
Land	0	0	0	0	0	0	0	0	0
Design	0	0	0	0	0	0	0	0	0
Construction	0	10,815	25,000	250,000	250,000	3,000,000	3,000,000	0	6,535,815
Equipment	0	0	0	0	0	0	0	0	0
TOTAL	0	10,815	25,000	250,000	250,000	3,000,000	3,000,000	0	6,535,815

REVENUES	Prior Years	Re-Estimate	2024-25	2025-26	2026-27	2027-28	2028-29	Future Yrs	Total
CMF	0	10,815	25,000	250,000	250,000	3,000,000	3,000,000	0	6,535,815
N/A	0	0	0	0	0	0	0	0	0
N/A	0	0	0	0	0	0	0	0	0
TOTAL	0	10,815	25,000	250,000	250,000	3,000,000	3,000,000	0	6,535,815

OPERATING BUDGET IMPACT	2024-25	2025-26	2026-27	2027-28	2028-29	Future Yrs	Total
	0	0	0	0	0	0	0

CITY OF PLANO

COMMUNITY INVESTMENT PROGRAM

Project Name: Living Screen Replacements Genreal CMF Account

Project Number: 353024

Start Date: May. 2023

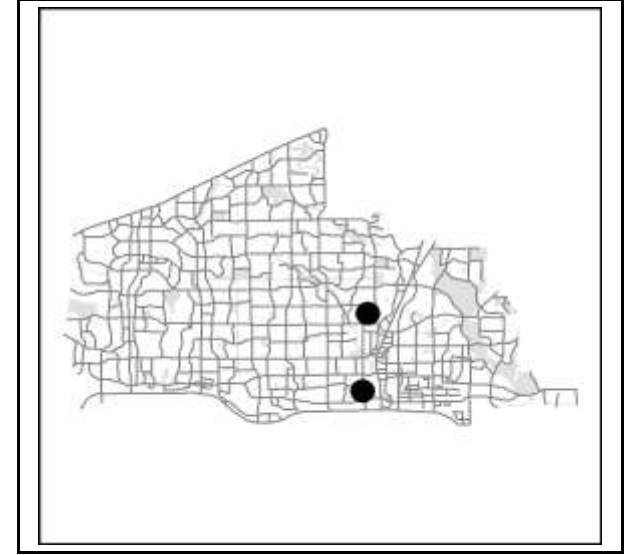
Description:

Completion Date: Sep. 2029

Replacement of right-of-way hedges that serve as screening as the need arises, especially following drought periods.

Project PKR-P-00034

(Migrated from previous account #55501)



EXPENDITURES	Prior Years	Re-Estimate	2024-25	2025-26	2026-27	2027-28	2028-29	Future Yrs	Total
Land	0	0	0	0	0	0	0	0	0
Design	0	0	0	0	0	0	0	0	0
Construction	0	0	127,000	374,000	364,730	225,000	375,000	0	1,465,730
Equipment	0	0	0	0	0	0	0	0	0
TOTAL	0	0	127,000	374,000	364,730	225,000	375,000	0	1,465,730

REVENUES	Prior Years	Re-Estimate	2024-25	2025-26	2026-27	2027-28	2028-29	Future Yrs	Total
CMF	0	0	127,000	374,000	364,730	225,000	375,000	0	1,465,730
N/A	0	0	0	0	0	0	0	0	0
N/A	0	0	0	0	0	0	0	0	0
TOTAL	0	0	127,000	374,000	364,730	225,000	375,000	0	1,465,730

OPERATING BUDGET IMPACT	2024-25	2025-26	2026-27	2027-28	2028-29	Future Yrs	Total
	20,000	20,000	20,000	0	0	20,000	80,000

CITY OF PLANO

COMMUNITY INVESTMENT PROGRAM

Project Name: Lone Star Park Irrigation Renovation

Project Number: 353989

Start Date: Oct. 2024

Description:

Completion Date: Sep. 2026

A project to renovate the irrigation system at this location.

Project Number TBD



EXPENDITURES	Prior Years	Re-Estimate	2024-25	2025-26	2026-27	2027-28	2028-29	Future Yrs	Total
Land	0	0	0	0	0	0	0	0	0
Design	0	0	0	0	0	0	0	0	0
Construction	0	0	0	927,000	0	0	0	0	927,000
Equipment	0	0	0	0	0	0	0	0	0
TOTAL	0	0	0	927,000	0	0	0	0	927,000

REVENUES	Prior Years	Re-Estimate	2024-25	2025-26	2026-27	2027-28	2028-29	Future Yrs	Total
CMF	0	0	0	927,000	0	0	0	0	927,000
N/A	0	0	0	0	0	0	0	0	0
N/A	0	0	0	0	0	0	0	0	0
TOTAL	0	0	0	927,000	0	0	0	0	927,000

OPERATING BUDGET IMPACT	2024-25	2025-26	2026-27	2027-28	2028-29	Future Yrs	Total
	0	0	0	0	0	0	0

CITY OF PLANO

COMMUNITY INVESTMENT PROGRAM

Project Name: Median Renovation - 15th Street

Project Number: 353041

Start Date: May. 2025

Description:

Completion Date: Sep. 2027

A project to replace irrigation and trees on 15th Street between Custer and Mill Valley / Independence to Coit.

Project PKR-P-00103



EXPENDITURES	Prior Years	Re-Estimate	2024-25	2025-26	2026-27	2027-28	2028-29	Future Yrs	Total
Land	0	0	0	0	0	0	0	0	0
Design	0	0	0	0	0	0	0	0	0
Construction	0	0	0	85,868	476,542	0	0	0	562,410
Equipment	0	0	0	0	0	0	0	0	0
TOTAL	0	0	0	85,868	476,542	0	0	0	562,410

REVENUES	Prior Years	Re-Estimate	2024-25	2025-26	2026-27	2027-28	2028-29	Future Yrs	Total
CMF	0	0	0	85,868	476,542	0	0	0	562,410
N/A	0	0	0	0	0	0	0	0	0
N/A	0	0	0	0	0	0	0	0	0
TOTAL	0	0	0	85,868	476,542	0	0	0	562,410

OPERATING BUDGET IMPACT	2024-25	2025-26	2026-27	2027-28	2028-29	Future Yrs	Total
	0	0	0	0	0	0	0

CITY OF PLANO

COMMUNITY INVESTMENT PROGRAM

Project Name: Median Renovation - Alma Drive

Project Number: 353042

Start Date: May. 2026

Description:

Completion Date: Sep. 2028

A median renovation on Alma Dr. from Park Blvd to Lakestream Dr. & Plano Pkwy to 15 St.

Project PKR-P-00104



EXPENDITURES	Prior Years	Re-Estimate	2024-25	2025-26	2026-27	2027-28	2028-29	Future Yrs	Total
Land	0	0	0	0	0	0	0	0	0
Design	0	0	0	0	0	0	0	0	0
Construction	0	0	0	0	96,778	549,224	0	0	646,002
Equipment	0	0	0	0	0	0	0	0	0
TOTAL	0	0	0	0	96,778	549,224	0	0	646,002

REVENUES	Prior Years	Re-Estimate	2024-25	2025-26	2026-27	2027-28	2028-29	Future Yrs	Total
CMF	0	0	0	0	96,778	549,224	0	0	646,002
N/A	0	0	0	0	0	0	0	0	0
N/A	0	0	0	0	0	0	0	0	0
TOTAL	0	0	0	0	96,778	549,224	0	0	646,002

OPERATING BUDGET IMPACT	2024-25	2025-26	2026-27	2027-28	2028-29	Future Yrs	Total
	0	0	0	0	0	0	0

CITY OF PLANO

COMMUNITY INVESTMENT PROGRAM

Project Name: Median Renovation - Plano Pkwy and Parker Rd.

Project Number: 353043

Start Date: May. 2024

Description:

Completion Date: Sep. 2029

A median renovation on Plano Pkwy from Park Blvd to Dallas Pkwy & Parker Rd. from Central Expy. to Alma Dr.

Project PKR-P-00105



EXPENDITURES	Prior Years	Re-Estimate	2024-25	2025-26	2026-27	2027-28	2028-29	Future Yrs	Total
Land	0	0	0	0	0	0	0	0	0
Design	0	0	0	0	0	0	0	0	0
Construction	0	0	0	0	0	110,107	636,758	0	746,865
Equipment	0	0	0	0	0	0	0	0	0
TOTAL	0	0	0	0	0	110,107	636,758	0	746,865

REVENUES	Prior Years	Re-Estimate	2024-25	2025-26	2026-27	2027-28	2028-29	Future Yrs	Total
CMF	0	0	0	0	0	110,107	636,758	0	746,865
N/A	0	0	0	0	0	0	0	0	0
N/A	0	0	0	0	0	0	0	0	0
TOTAL	0	0	0	0	0	110,107	636,758	0	746,865

OPERATING BUDGET IMPACT	2024-25	2025-26	2026-27	2027-28	2028-29	Future Yrs	Total
	0	0	0	0	0	0	0

CITY OF PLANO

COMMUNITY INVESTMENT PROGRAM

Project Name: Median Renovations

Project Number: 353990

Start Date: Oct. 2024

Description:

Completion Date: Sep. 2025

Renovation of medians along arterial roadways throughout the city.

Project Number TBD



EXPENDITURES	Prior Years	Re-Estimate	2024-25	2025-26	2026-27	2027-28	2028-29	Future Yrs	Total
Land	0	0	0	0	0	0	0	0	0
Design	0	0	0	0	0	0	0	0	0
Construction	0	0	100,000	0	0	0	0	0	100,000
Equipment	0	0	0	0	0	0	0	0	0
TOTAL	0	0	100,000	0	0	0	0	0	100,000

REVENUES	Prior Years	Re-Estimate	2024-25	2025-26	2026-27	2027-28	2028-29	Future Yrs	Total
CMF	0	0	100,000	0	0	0	0	0	100,000
N/A	0	0	0	0	0	0	0	0	0
N/A	0	0	0	0	0	0	0	0	0
TOTAL	0	0	100,000	0	0	0	0	0	100,000

OPERATING BUDGET IMPACT	2024-25	2025-26	2026-27	2027-28	2028-29	Future Yrs	Total
	0	0	0	0	0	0	0

CITY OF PLANO

COMMUNITY INVESTMENT PROGRAM

Project Name: Neighborhood Park Renovations General CMF Account
Project Number: 353019 **Start Date:** May. 2023
Description: **Completion Date:** Sep. 2029

Renovation and replacement of backstops, sidewalks, shelters, drinking fountains and other equipment at neighborhood parks throughout the City. The Plano Park System has 45 Neighborhood Parks which are typically 7-10 acres in size and serve residential neighborhoods activity centers and neighborhood focal points.

Project PKR-P-00029

(Migrated from previous account #53378)



EXPENDITURES	Prior Years	Re-Estimate	2024-25	2025-26	2026-27	2027-28	2028-29	Future Yrs	Total
Land	0	0	0	0	0	0	0	0	0
Design	39	0	0	0	0	0	0	0	39
Construction	0	21,427	100,000	250,000	250,000	250,000	250,000	0	1,121,427
Equipment	0	0	0	0	0	0	0	0	0
TOTAL	39	21,427	100,000	250,000	250,000	250,000	250,000	0	1,121,466

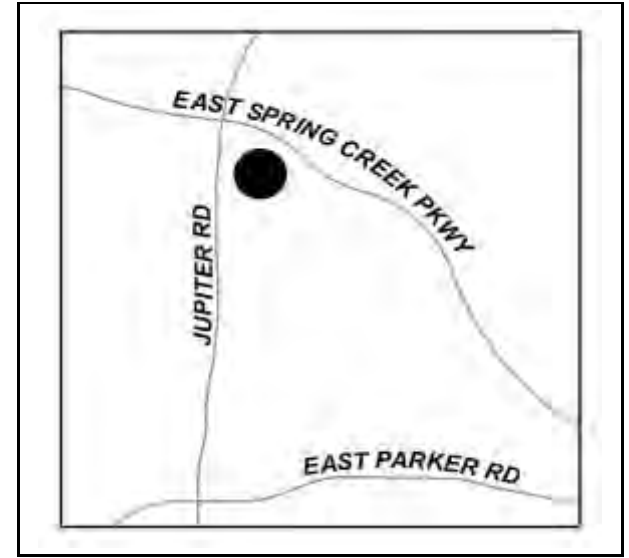
REVENUES	Prior Years	Re-Estimate	2024-25	2025-26	2026-27	2027-28	2028-29	Future Yrs	Total
CMF	39	21,427	100,000	250,000	250,000	250,000	250,000	0	1,121,466
N/A	0	0	0	0	0	0	0	0	0
N/A	0	0	0	0	0	0	0	0	0
TOTAL	39	21,427	100,000	250,000	250,000	250,000	250,000	0	1,121,466

OPERATING BUDGET IMPACT	2024-25	2025-26	2026-27	2027-28	2028-29	Future Yrs	Total
	0	0	0	0	0	0	0

CITY OF PLANO

COMMUNITY INVESTMENT PROGRAM

Project Name: Oak Point Recreation Center Sign Replacement
Project Number: 353991 **Start Date:** Oct. 2024
Description: **Completion Date:** Sep. 2025
 A project to replace the signage at this facility.
 Project Number TBD



EXPENDITURES	Prior Years	Re-Estimate	2024-25	2025-26	2026-27	2027-28	2028-29	Future Yrs	Total
Land	0	0	0	0	0	0	0	0	0
Design	0	0	0	0	0	0	0	0	0
Construction	0	0	0	70,000	0	0	0	0	70,000
Equipment	0	0	0	0	0	0	0	0	0
TOTAL	0	0	0	70,000	0	0	0	0	70,000

REVENUES	Prior Years	Re-Estimate	2024-25	2025-26	2026-27	2027-28	2028-29	Future Yrs	Total
CMF	0	0	0	70,000	0	0	0	0	70,000
N/A	0	0	0	0	0	0	0	0	0
N/A	0	0	0	0	0	0	0	0	0
TOTAL	0	0	0	70,000	0	0	0	0	70,000

OPERATING BUDGET IMPACT	2024-25	2025-26	2026-27	2027-28	2028-29	Future Yrs	Total
	0	0	0	0	0	0	0

CITY OF PLANO

COMMUNITY INVESTMENT PROGRAM

Project Name: Park & Facility Signage Replacement

Project Number: 353006

Start Date: Oct. 2011

Description:

Completion Date: Sep. 2029

Replace outdated or non-compliant signage on bike trails, throughout the park system, at recreation centers and arts facilities.

Project PKR-P-00016

(Migrated from previous account #53341)



EXPENDITURES	Prior Years	Re-Estimate	2024-25	2025-26	2026-27	2027-28	2028-29	Future Yrs	Total
Land	0	0	0	0	0	0	0	0	0
Design	3,315	0	0	0	0	0	0	0	3,315
Construction	6,095	9,013	10,000	10,000	10,000	10,000	10,000	0	65,108
Equipment	21,032	0	0	0	0	0	0	0	21,032
TOTAL	30,442	9,013	10,000	10,000	10,000	10,000	10,000	0	89,455

REVENUES	Prior Years	Re-Estimate	2024-25	2025-26	2026-27	2027-28	2028-29	Future Yrs	Total
CMF	30,442	10,000	10,000	10,000	10,000	10,000	10,000	0	90,442
N/A	0	0	0	0	0	0	0	0	0
N/A	0	0	0	0	0	0	0	0	0
TOTAL	30,442	10,000	10,000	10,000	10,000	10,000	10,000	0	90,442

OPERATING BUDGET IMPACT	2024-25	2025-26	2026-27	2027-28	2028-29	Future Yrs	Total
	0	0	0	0	0	0	0

CITY OF PLANO

COMMUNITY INVESTMENT PROGRAM

Project Name: Park Restoration

Project Number: 353015

Start Date: May. 2023

Description:

Completion Date: Sep. 2029

Cleanup after flood events and restoration of turf where impacted or shaded as needed.

Project PKR-P-00025

(Migrated from previous account #53365)



EXPENDITURES	Prior Years	Re-Estimate	2024-25	2025-26	2026-27	2027-28	2028-29	Future Yrs	Total
Land	0	0	0	0	0	0	0	0	0
Design	0	0	0	0	0	0	0	0	0
Construction	84,320	173,958	310,000	310,000	300,000	310,000	445,000	0	1,933,278
Equipment	274,721	0	0	0	0	0	0	0	274,721
TOTAL	359,041	173,958	310,000	310,000	300,000	310,000	445,000	0	2,207,999

REVENUES	Prior Years	Re-Estimate	2024-25	2025-26	2026-27	2027-28	2028-29	Future Yrs	Total
CMF	359,041	173,958	310,000	310,000	300,000	310,000	445,000	0	2,207,999
N/A	0	0	0	0	0	0	0	0	0
N/A	0	0	0	0	0	0	0	0	0
TOTAL	359,041	173,958	310,000	310,000	300,000	310,000	445,000	0	2,207,999

OPERATING BUDGET IMPACT	2024-25	2025-26	2026-27	2027-28	2028-29	Future Yrs	Total
	0	0	0	0	0	0	0

CITY OF PLANO

COMMUNITY INVESTMENT PROGRAM

Project Name: Park Structures & Equipment

Project Number: 353014

Start Date: May. 2023

Description:

Completion Date: Sep. 2027

Repair and replace park structures and equipment including pavilion repairs, park lighting and electrical replacements, picnic table replacements, utility repairs, trash receptacles, equipment replacements and fence replacements.

Project PKR-P-00024

(Migrated from previous account #53363)



EXPENDITURES	Prior Years	Re-Estimate	2024-25	2025-26	2026-27	2027-28	2028-29	Future Yrs	Total
Land	0	0	0	0	0	0	0	0	0
Design	1,950	0	0	0	0	0	0	0	1,950
Construction	125,211	326,748	397,000	492,000	492,000	492,000	492,000	0	2,816,959
Equipment	86,335	0	0	0	0	0	0	0	86,335
TOTAL	213,496	326,748	397,000	492,000	492,000	492,000	492,000	0	2,905,244

REVENUES	Prior Years	Re-Estimate	2024-25	2025-26	2026-27	2027-28	2028-29	Future Yrs	Total
CMF	213,496	326,748	397,000	492,000	492,000	492,000	492,000	0	2,905,244
N/A	0	0	0	0	0	0	0	0	0
N/A	0	0	0	0	0	0	0	0	0
TOTAL	213,496	326,748	397,000	492,000	492,000	492,000	492,000	0	2,905,244

OPERATING BUDGET IMPACT	2024-25	2025-26	2026-27	2027-28	2028-29	Future Yrs	Total
	0	0	0	0	0	0	0

CITY OF PLANO

COMMUNITY INVESTMENT PROGRAM

Project Name: Parkwood Green Irrigation Renovation

Project Number: 353992

Start Date: Oct. 2026

Description:

Completion Date: Sep. 2027

A project to renovate the irrigation system at this location.

Project Number TBD



EXPENDITURES	Prior Years	Re-Estimate	2024-25	2025-26	2026-27	2027-28	2028-29	Future Yrs	Total
Land	0	0	0	0	0	0	0	0	0
Design	0	0	0	0	0	0	0	0	0
Construction	0	0	0	0	331,914	0	0	0	331,914
Equipment	0	0	0	0	0	0	0	0	0
TOTAL	0	0	0	0	331,914	0	0	0	331,914

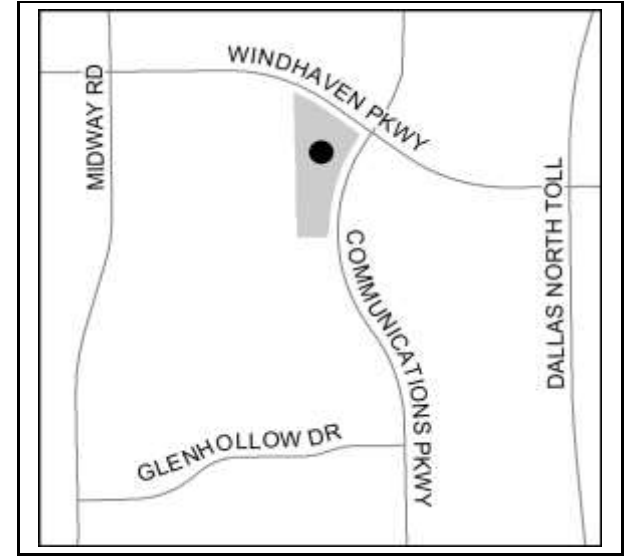
REVENUES	Prior Years	Re-Estimate	2024-25	2025-26	2026-27	2027-28	2028-29	Future Yrs	Total
CMF	0	0	0	0	331,914	0	0	0	331,914
N/A	0	0	0	0	0	0	0	0	0
N/A	0	0	0	0	0	0	0	0	0
TOTAL	0	0	0	0	331,914	0	0	0	331,914

OPERATING BUDGET IMPACT	2024-25	2025-26	2026-27	2027-28	2028-29	Future Yrs	Total
	0	0	0	0	0	0	0

CITY OF PLANO

COMMUNITY INVESTMENT PROGRAM

Project Name: Parr Library Landscape and Irrigation Renovation
Project Number: 53392 **Start Date:** Dec. 2021
Description: **Completion Date:** Sep. 2027
 A construction project to renovate the landscape and irrigation at this facility.
 Project PKR-P-7446



EXPENDITURES	Prior Years	Re-Estimate	2024-25	2025-26	2026-27	2027-28	2028-29	Future Yrs	Total
Land	0	0	0	0	0	0	0	0	0
Design	3,350	0	0	0	0	0	0	0	3,350
Construction	0	368,281	0	0	0	0	0	0	368,281
Equipment	0	0	0	0	0	0	0	0	0
TOTAL	3,350	368,281	0	0	0	0	0	0	371,631

REVENUES	Prior Years	Re-Estimate	2024-25	2025-26	2026-27	2027-28	2028-29	Future Yrs	Total
CMF	3,350	368,281	0	0	0	0	0	0	371,631
N/A	0	0	0	0	0	0	0	0	0
N/A	0	0	0	0	0	0	0	0	0
TOTAL	3,350	368,281	0	0	0	0	0	0	371,631

OPERATING BUDGET IMPACT	2024-25	2025-26	2026-27	2027-28	2028-29	Future Yrs	Total
	0	0	0	0	0	0	0

CITY OF PLANO

COMMUNITY INVESTMENT PROGRAM

Project Name: Pecan Hollow Clubhouse Landscape and Irrigation Renovation
Project Number: 353031 **Start Date:** May. 2023
Description: **Completion Date:** Sep. 2025
 A project to renovate the irrigation system and landscape.
 Project PKR-P-00049



EXPENDITURES	Prior Years	Re-Estimate	2024-25	2025-26	2026-27	2027-28	2028-29	Future Yrs	Total
Land	0	0	0	0	0	0	0	0	0
Design	0	10,000	0	0	0	0	0	0	10,000
Construction	0	0	395,000	0	0	0	0	0	395,000
Equipment	0	0	0	0	0	0	0	0	0
TOTAL	0	10,000	395,000	0	0	0	0	0	405,000

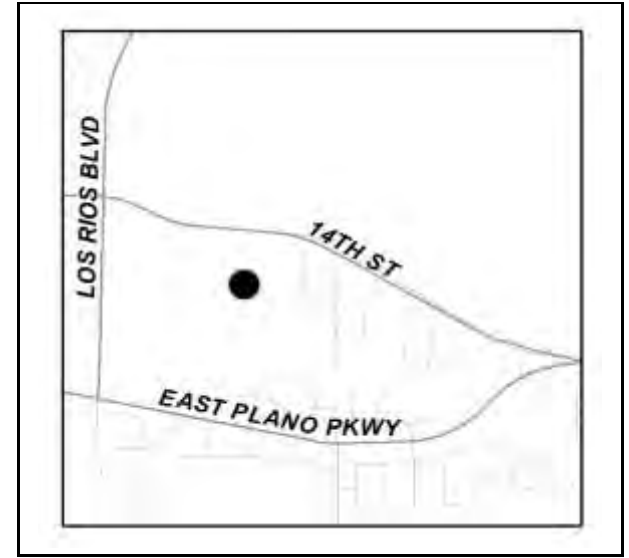
REVENUES	Prior Years	Re-Estimate	2024-25	2025-26	2026-27	2027-28	2028-29	Future Yrs	Total
CMF	0	10,000	395,000	0	0	0	0	0	405,000
N/A	0	0	0	0	0	0	0	0	0
N/A	0	0	0	0	0	0	0	0	0
TOTAL	0	10,000	395,000	0	0	0	0	0	405,000

OPERATING BUDGET IMPACT	2024-25	2025-26	2026-27	2027-28	2028-29	Future Yrs	Total
	0	0	0	0	0	0	0

CITY OF PLANO

COMMUNITY INVESTMENT PROGRAM

Project Name: Pecan Hollow Golf Course Restoration
Project Number: 353993 **Start Date:** Jul. 2024
Description: **Completion Date:** Sep. 2029
 Project Number TBD



EXPENDITURES	Prior Years	Re-Estimate	2024-25	2025-26	2026-27	2027-28	2028-29	Future Yrs	Total
Land	0	0	0	0	0	0	0	0	0
Design	0	0	0	0	0	0	0	0	0
Construction	0	25,000	40,000	40,000	40,000	40,000	40,000	0	225,000
Equipment	0	0	0	0	0	0	0	0	0
TOTAL	0	25,000	40,000	40,000	40,000	40,000	40,000	0	225,000

REVENUES	Prior Years	Re-Estimate	2024-25	2025-26	2026-27	2027-28	2028-29	Future Yrs	Total
CMF	0	25,000	40,000	40,000	40,000	40,000	40,000	0	225,000
N/A	0	0	0	0	0	0	0	0	0
N/A	0	0	0	0	0	0	0	0	0
TOTAL	0	25,000	40,000	40,000	40,000	40,000	40,000	0	225,000

OPERATING BUDGET IMPACT	2024-25	2025-26	2026-27	2027-28	2028-29	Future Yrs	Total
	0	0	0	0	0	0	0

CITY OF PLANO

COMMUNITY INVESTMENT PROGRAM

Project Name: Pecan Hollow Irrigation Transfer Pump Replacement

Project Number: 353994

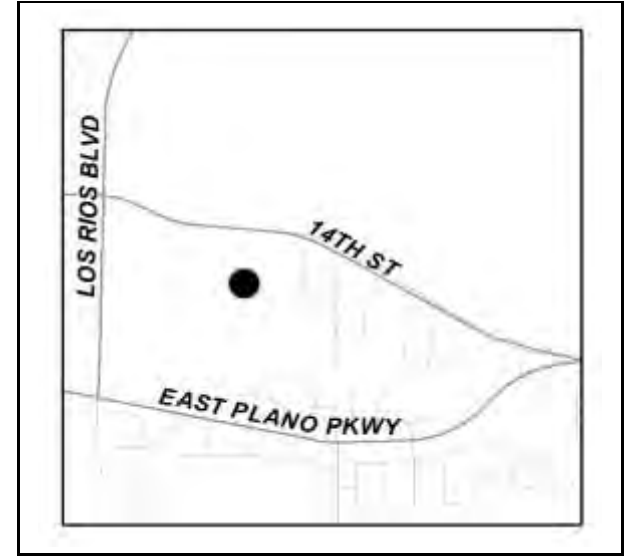
Start Date: Oct. 2025

Description:

Completion Date: Sep. 2027

A project to replace the Irrigation Transfer Pump at the Pecan Hollow Golf Course.

Project Number TDB



EXPENDITURES	Prior Years	Re-Estimate	2024-25	2025-26	2026-27	2027-28	2028-29	Future Yrs	Total
Land	0	0	0	0	0	0	0	0	0
Design	0	0	0	0	0	0	0	0	0
Construction	0	0	0	50,000	50,000	0	0	0	100,000
Equipment	0	0	0	0	0	0	0	0	0
TOTAL	0	0	0	50,000	50,000	0	0	0	100,000

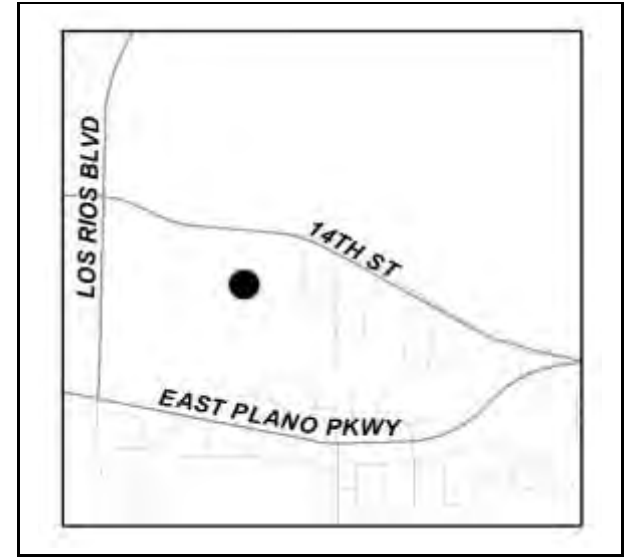
REVENUES	Prior Years	Re-Estimate	2024-25	2025-26	2026-27	2027-28	2028-29	Future Yrs	Total
CMF	0	0	0	50,000	50,000	0	0	0	100,000
N/A	0	0	0	0	0	0	0	0	0
N/A	0	0	0	0	0	0	0	0	0
TOTAL	0	0	0	50,000	50,000	0	0	0	100,000

OPERATING BUDGET IMPACT	2024-25	2025-26	2026-27	2027-28	2028-29	Future Yrs	Total
	0	0	0	0	0	0	0

CITY OF PLANO

COMMUNITY INVESTMENT PROGRAM

Project Name: Pecan Hollow Maintenance (Building)
Project Number: 353995 **Start Date:** Oct. 2024
Description: **Completion Date:** Sep. 2026
 Project Number TBD



EXPENDITURES	Prior Years	Re-Estimate	2024-25	2025-26	2026-27	2027-28	2028-29	Future Yrs	Total
Land	0	0	0	0	0	0	0	0	0
Design	0	0	0	0	0	0	0	0	0
Construction	0	0	25,000	275,000	0	0	0	0	300,000
Equipment	0	0	0	0	0	0	0	0	0
TOTAL	0	0	25,000	275,000	0	0	0	0	300,000

REVENUES	Prior Years	Re-Estimate	2024-25	2025-26	2026-27	2027-28	2028-29	Future Yrs	Total
CMF	0	0	25,000	275,000	0	0	0	0	300,000
N/A	0	0	0	0	0	0	0	0	0
N/A	0	0	0	0	0	0	0	0	0
TOTAL	0	0	25,000	275,000	0	0	0	0	300,000

OPERATING BUDGET IMPACT	2024-25	2025-26	2026-27	2027-28	2028-29	Future Yrs	Total
	0	0	0	0	0	0	0

CITY OF PLANO

COMMUNITY INVESTMENT PROGRAM

Project Name: Pecan Hollow Maintenance (Yard)

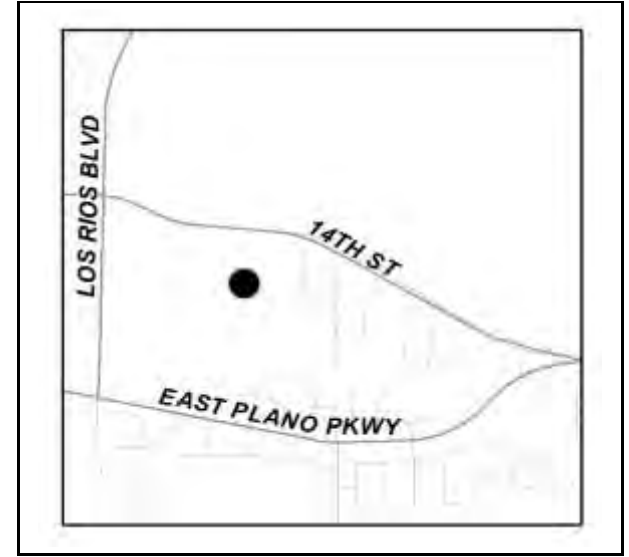
Project Number: 353996

Start Date: Jul. 2024

Description:

Completion Date: Sep. 2025

Project Number TBD



EXPENDITURES	Prior Years	Re-Estimate	2024-25	2025-26	2026-27	2027-28	2028-29	Future Yrs	Total
Land	0	0	0	0	0	0	0	0	0
Design	0	0	0	0	0	0	0	0	0
Construction	0	20,000	150,000	0	0	0	0	0	170,000
Equipment	0	0	0	0	0	0	0	0	0
TOTAL	0	20,000	150,000	0	0	0	0	0	170,000

REVENUES	Prior Years	Re-Estimate	2024-25	2025-26	2026-27	2027-28	2028-29	Future Yrs	Total
CMF	0	20,000	150,000	0	0	0	0	0	170,000
N/A	0	0	0	0	0	0	0	0	0
N/A	0	0	0	0	0	0	0	0	0
TOTAL	0	20,000	150,000	0	0	0	0	0	170,000

OPERATING BUDGET IMPACT	2024-25	2025-26	2026-27	2027-28	2028-29	Future Yrs	Total
	0	0	0	0	0	0	0

CITY OF PLANO

COMMUNITY INVESTMENT PROGRAM

Project Name: Pecan Hollow Parking Lot Lights Renovation
Project Number: 353026 **Start Date:** May. 2023
Description: **Completion Date:** Sep. 2026
 A project to renovate the parking lot lighting.
 Project PKR-P-00036



EXPENDITURES	Prior Years	Re-Estimate	2024-25	2025-26	2026-27	2027-28	2028-29	Future Yrs	Total
Land	0	0	0	0	0	0	0	0	0
Design	0	0	0	0	0	0	0	0	0
Construction	0	0	0	240,000	0	0	0	0	240,000
Equipment	0	0	0	0	0	0	0	0	0
TOTAL	0	0	0	240,000	0	0	0	0	240,000

REVENUES	Prior Years	Re-Estimate	2024-25	2025-26	2026-27	2027-28	2028-29	Future Yrs	Total
CMF	0	0	0	240,000	0	0	0	0	240,000
N/A	0	0	0	0	0	0	0	0	0
N/A	0	0	0	0	0	0	0	0	0
TOTAL	0	0	0	240,000	0	0	0	0	240,000

OPERATING BUDGET IMPACT	2024-25	2025-26	2026-27	2027-28	2028-29	Future Yrs	Total
	0	0	0	0	0	0	0

CITY OF PLANO

COMMUNITY INVESTMENT PROGRAM

Project Name: Plano Aquatic Center Secured Storage

Project Number: 353018

Start Date: May. 2023

Description:

Completion Date: Sep. 2026

Funding will renovate and secure the outdoor storage space at the PAC where aquatic maintenance equipment and vehicles are stored due to repeated incidents of equipment damage from theft attempts.

Project PKR-P-00028

(Migrated from previous account #53376)



EXPENDITURES	Prior Years	Re-Estimate	2024-25	2025-26	2026-27	2027-28	2028-29	Future Yrs	Total
Land	0	0	0	0	0	0	0	0	0
Design	0	0	0	0	0	0	0	0	0
Construction	0	20,000	60,000	420,000	0	0	0	0	500,000
Equipment	0	0	0	0	0	0	0	0	0
TOTAL	0	20,000	60,000	420,000	0	0	0	0	500,000

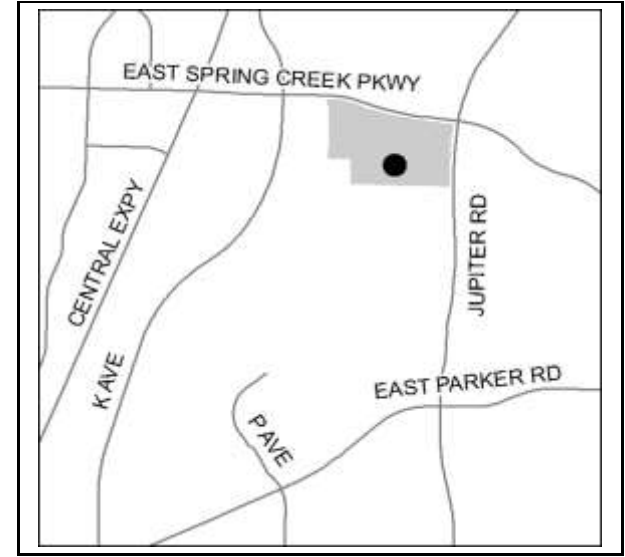
REVENUES	Prior Years	Re-Estimate	2024-25	2025-26	2026-27	2027-28	2028-29	Future Yrs	Total
CMF	0	20,000	60,000	420,000	0	0	0	0	500,000
N/A	0	0	0	0	0	0	0	0	0
N/A	0	0	0	0	0	0	0	0	0
TOTAL	0	20,000	60,000	420,000	0	0	0	0	500,000

OPERATING BUDGET IMPACT	2024-25	2025-26	2026-27	2027-28	2028-29	Future Yrs	Total
	0	0	0	0	0	0	0

CITY OF PLANO

COMMUNITY INVESTMENT PROGRAM

Project Name: Plano Event Center Beverage Service Renovation
Project Number: 353029 **Start Date:** May. 2023
Description: **Completion Date:** Sep. 2026
 A project to renovate the beverage service center.
 Project PKR-P-00101



EXPENDITURES	Prior Years	Re-Estimate	2024-25	2025-26	2026-27	2027-28	2028-29	Future Yrs	Total
Land	0	0	0	0	0	0	0	0	0
Design	0	0	0	0	0	0	0	0	0
Construction	0	0	0	500,000	0	0	0	0	500,000
Equipment	0	0	0	0	0	0	0	0	0
TOTAL	0	0	0	500,000	0	0	0	0	500,000

REVENUES	Prior Years	Re-Estimate	2024-25	2025-26	2026-27	2027-28	2028-29	Future Yrs	Total
CMF	0	0	0	500,000	0	0	0	0	500,000
N/A	0	0	0	0	0	0	0	0	0
N/A	0	0	0	0	0	0	0	0	0
TOTAL	0	0	0	500,000	0	0	0	0	500,000

OPERATING BUDGET IMPACT	2024-25	2025-26	2026-27	2027-28	2028-29	Future Yrs	Total
	0	0	0	0	0	0	0

CITY OF PLANO

COMMUNITY INVESTMENT PROGRAM

Project Name: Plano Event Center Collinwood Room LED Lighting

Project Number: 53395

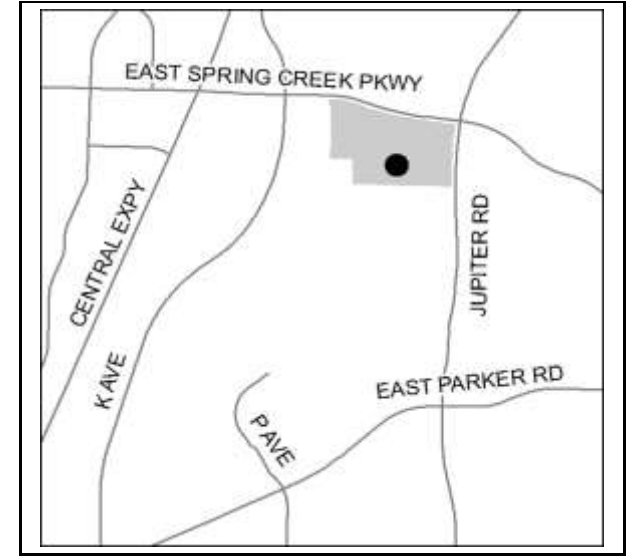
Start Date: Oct. 2022

Description:

Completion Date: Jun. 2024

Renovations and enhancements to the facility to maintain current meeting, convention, trade show and social event business. Interior renovations include the kitchen and office space.

Project FAC-F-7326



EXPENDITURES	Prior Years	Re-Estimate	2024-25	2025-26	2026-27	2027-28	2028-29	Future Yrs	Total
Land	0	0	0	0	0	0	0	0	0
Design	0	0	0	0	0	0	0	0	0
Construction	0	529,500	0	0	0	0	0	0	529,500
Equipment	0	0	0	0	0	0	0	0	0
TOTAL	0	529,500	0	0	0	0	0	0	529,500

REVENUES	Prior Years	Re-Estimate	2024-25	2025-26	2026-27	2027-28	2028-29	Future Yrs	Total
CMF	0	529,500	0	0	0	0	0	0	529,500
N/A	0	0	0	0	0	0	0	0	0
N/A	0	0	0	0	0	0	0	0	0
TOTAL	0	529,500	0	0	0	0	0	0	529,500

OPERATING BUDGET IMPACT	2024-25	2025-26	2026-27	2027-28	2028-29	Future Yrs	Total
	0	0	0	0	0	0	0

CITY OF PLANO

COMMUNITY INVESTMENT PROGRAM

Project Name: Plano Event Center Courtyard Renovation

Project Number: 353001

Start Date: Sep. 2020

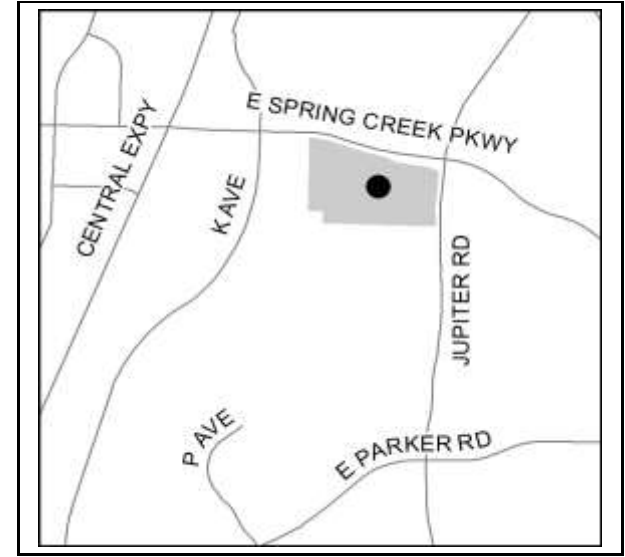
Description:

Completion Date: Oct. 2024

A construction project to renovate the outdoor courtyard at this facility and increase rental usage.

Project PKR-P-00006

(Migrated from previous account #53394)



EXPENDITURES	Prior Years	Re-Estimate	2024-25	2025-26	2026-27	2027-28	2028-29	Future Yrs	Total
Land	0	0	0	0	0	0	0	0	0
Design	15,780	0	0	0	0	0	0	0	15,780
Construction	640,741	2,696,028	0	0	0	0	0	0	3,336,769
Equipment	0	0	0	0	0	0	0	0	0
TOTAL	656,521	2,696,028	0	0	0	0	0	0	3,352,549

REVENUES	Prior Years	Re-Estimate	2024-25	2025-26	2026-27	2027-28	2028-29	Future Yrs	Total
CMF	656,521	2,696,028	0	0	0	0	0	0	3,352,549
N/A	0	0	0	0	0	0	0	0	0
N/A	0	0	0	0	0	0	0	0	0
TOTAL	656,521	2,696,028	0	0	0	0	0	0	3,352,549

OPERATING BUDGET IMPACT	2024-25	2025-26	2026-27	2027-28	2028-29	Future Yrs	Total
	0	0	0	0	0	0	0

CITY OF PLANO

COMMUNITY INVESTMENT PROGRAM

Project Name: Plano Event Center Enhancements

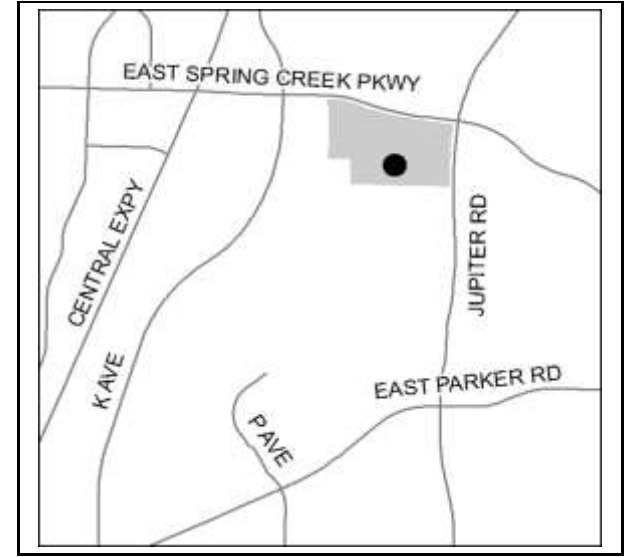
Project Number: 53382

Start Date: Oct. 2012

Description:

Completion Date: Jul. 2024

Re-estimate funding is for renovations and enhancements to the facility to maintain current meeting, convention, trade show and social event business. Interior renovations include the kitchen and office space. Exterior renovations include the court yard.



EXPENDITURES	Prior Years	Re-Estimate	2024-25	2025-26	2026-27	2027-28	2028-29	Future Yrs	Total
Land	0	0	0	0	0	0	0	0	0
Design	4,158,437	0	0	0	0	0	0	0	4,158,437
Construction	482,033	956	0	0	0	0	0	0	482,989
Equipment	104,870	0	0	0	0	0	0	0	104,870
TOTAL	4,745,340	956	0	0	0	0	0	0	4,746,296

REVENUES	Prior Years	Re-Estimate	2024-25	2025-26	2026-27	2027-28	2028-29	Future Yrs	Total
CMF	4,745,340	956	0	0	0	0	0	0	4,746,296
N/A	0	0	0	0	0	0	0	0	0
N/A	0	0	0	0	0	0	0	0	0
TOTAL	4,745,340	956	0	0	0	0	0	0	4,746,296

OPERATING BUDGET IMPACT	2024-25	2025-26	2026-27	2027-28	2028-29	Future Yrs	Total
	0	0	0	0	0	0	0

CITY OF PLANO

COMMUNITY INVESTMENT PROGRAM

Project Name: Plano Event Center Store Front Doors

Project Number: 53397

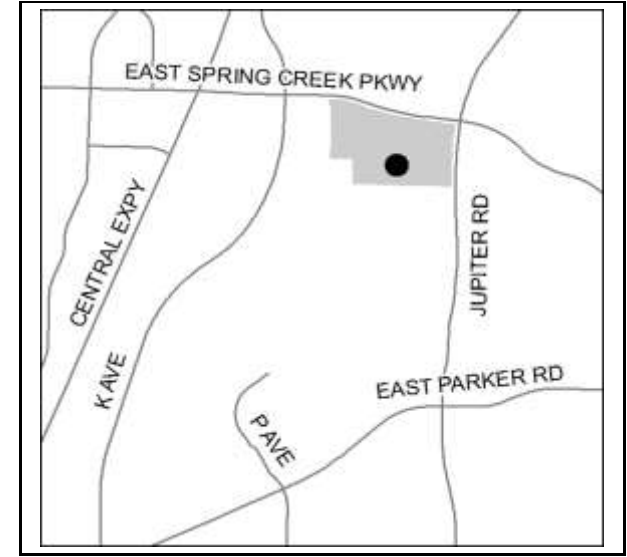
Start Date: Oct. 2021

Description:

Completion Date: Sep. 2024

Renovations and enhancements to the facility to maintain current meeting, convention, trade show and social event business. Interior renovations include the kitchen and office space.

Project FAC-F-7462



EXPENDITURES	Prior Years	Re-Estimate	2024-25	2025-26	2026-27	2027-28	2028-29	Future Yrs	Total
Land	0	0	0	0	0	0	0	0	0
Design	57,600	0	0	0	0	0	0	0	57,600
Construction	0	789,410	0	0	0	0	0	0	789,410
Equipment	0	0	0	0	0	0	0	0	0
TOTAL	57,600	789,410	0	0	0	0	0	0	847,010

REVENUES	Prior Years	Re-Estimate	2024-25	2025-26	2026-27	2027-28	2028-29	Future Yrs	Total
CMF	57,600	789,410	0	0	0	0	0	0	847,010
N/A	0	0	0	0	0	0	0	0	0
N/A	0	0	0	0	0	0	0	0	0
TOTAL	57,600	789,410	0	0	0	0	0	0	847,010

OPERATING BUDGET IMPACT	2024-25	2025-26	2026-27	2027-28	2028-29	Future Yrs	Total
	0	0	0	0	0	0	0

CITY OF PLANO

COMMUNITY INVESTMENT PROGRAM

Project Name: Playground Replacements

Project Number: 353011

Start Date: May. 2023

Description:

Completion Date: Sep. 2029

Replacement of aging playground equipment and playground surfaces to meet ADA requirements as needs arise.

Project PKR-P-00021

(Migrated from previous account #53356)



EXPENDITURES	Prior Years	Re-Estimate	2024-25	2025-26	2026-27	2027-28	2028-29	Future Yrs	Total
Land	0	0	0	0	0	0	0	0	0
Design	0	0	0	0	0	0	0	0	0
Construction	124,333	592,997	350,000	350,000	350,000	350,000	350,000	0	2,467,330
Equipment	271,406	0	0	0	0	0	0	0	271,406
TOTAL	395,739	592,997	350,000	350,000	350,000	350,000	350,000	0	2,738,736

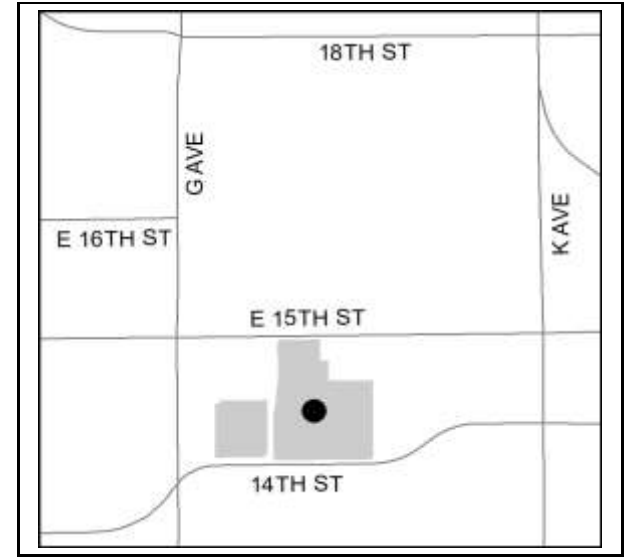
REVENUES	Prior Years	Re-Estimate	2024-25	2025-26	2026-27	2027-28	2028-29	Future Yrs	Total
CMF	395,739	592,997	350,000	350,000	350,000	350,000	350,000	0	2,738,736
N/A	0	0	0	0	0	0	0	0	0
N/A	0	0	0	0	0	0	0	0	0
TOTAL	395,739	592,997	350,000	350,000	350,000	350,000	350,000	0	2,738,736

OPERATING BUDGET IMPACT	2024-25	2025-26	2026-27	2027-28	2028-29	Future Yrs	Total
	0	0	0	0	0	0	0

CITY OF PLANO

COMMUNITY INVESTMENT PROGRAM

Project Name: Police & Courts Building Landscape Renovation
Project Number: 53391 **Start Date:** Oct. 2022
Description: **Completion Date:** Sep. 2027
 A construction project to renovate the landscape and irrigation at this facility.
 Project PKR-P-7485



EXPENDITURES	Prior Years	Re-Estimate	2024-25	2025-26	2026-27	2027-28	2028-29	Future Yrs	Total
Land	0	0	0	0	0	0	0	0	0
Design	0	0	0	0	0	0	0	0	0
Construction	0	0	0	280,000	225,000	0	0	0	505,000
Equipment	0	0	0	0	0	0	0	0	0
TOTAL	0	0	0	280,000	225,000	0	0	0	505,000

REVENUES	Prior Years	Re-Estimate	2024-25	2025-26	2026-27	2027-28	2028-29	Future Yrs	Total
CMF	0	0	0	280,000	225,000	0	0	0	505,000
N/A	0	0	0	0	0	0	0	0	0
N/A	0	0	0	0	0	0	0	0	0
TOTAL	0	0	0	280,000	225,000	0	0	0	505,000

OPERATING BUDGET IMPACT	2024-25	2025-26	2026-27	2027-28	2028-29	Future Yrs	Total
	0	0	0	0	0	0	0

CITY OF PLANO

COMMUNITY INVESTMENT PROGRAM

Project Name: Pool Equipment Genreal CMF Account

Project Number: 353020

Start Date: May. 2023

Description:

Completion Date: Sep. 2029

Replacement of pool equipment, such as pumps, chemical controllers, pool plaster, pool vacuums, filters, play equipment, fences and related items.

Restain outdoor splash pad, replaster pool, gel coat and repaint splash pad features at PAC; install micro bulk CO2 systems at TMC, OPC, and PAC

Project PKR-P-00030

(Migrated from previous account #53380)



EXPENDITURES	Prior Years	Re-Estimate	2024-25	2025-26	2026-27	2027-28	2028-29	Future Yrs	Total
Land	0	0	0	0	0	0	0	0	0
Design	0	0	0	0	0	0	0	0	0
Construction	1,933	373,015	480,000	475,000	330,000	310,000	320,000	0	2,289,948
Equipment	44,007	0	0	0	0	0	0	0	44,007
TOTAL	45,940	373,015	480,000	475,000	330,000	310,000	320,000	0	2,333,955

REVENUES	Prior Years	Re-Estimate	2024-25	2025-26	2026-27	2027-28	2028-29	Future Yrs	Total
CMF	45,940	373,015	480,000	475,000	330,000	310,000	320,000	0	2,333,955
N/A	0	0	0	0	0	0	0	0	0
N/A	0	0	0	0	0	0	0	0	0
TOTAL	45,940	373,015	480,000	475,000	330,000	310,000	320,000	0	2,333,955

OPERATING BUDGET IMPACT	2024-25	2025-26	2026-27	2027-28	2028-29	Future Yrs	Total
	0	0	0	0	0	0	0

CITY OF PLANO

COMMUNITY INVESTMENT PROGRAM

Project Name: Prairie Meadow Park Drainage Improvements
Project Number: 353997 **Start Date:** Jul. 2024
Description: **Completion Date:** Sep. 2025
 Project Number TBD



EXPENDITURES	Prior Years	Re-Estimate	2024-25	2025-26	2026-27	2027-28	2028-29	Future Yrs	Total
Land	0	0	0	0	0	0	0	0	0
Design	0	0	0	0	0	0	0	0	0
Construction	0	19,500	150,000	0	0	0	0	0	169,500
Equipment	0	0	0	0	0	0	0	0	0
TOTAL	0	19,500	150,000	0	0	0	0	0	169,500

REVENUES	Prior Years	Re-Estimate	2024-25	2025-26	2026-27	2027-28	2028-29	Future Yrs	Total
CMF	0	19,500	150,000	0	0	0	0	0	169,500
N/A	0	0	0	0	0	0	0	0	0
N/A	0	0	0	0	0	0	0	0	0
TOTAL	0	19,500	150,000	0	0	0	0	0	169,500

OPERATING BUDGET IMPACT	2024-25	2025-26	2026-27	2027-28	2028-29	Future Yrs	Total
	0	0	0	0	0	0	0

CITY OF PLANO

COMMUNITY INVESTMENT PROGRAM

Project Name: Public Building Landscape Renovations General CMF Account

Project Number: 353017

Start Date: May. 2023

Description:

Completion Date: Sep. 2029

Replace landscape beds, shrubs, trees, irrigation systems and associated improvements at public buildings.

Project PKR-P-00027

(Migrated from previous account #53374)



EXPENDITURES	Prior Years	Re-Estimate	2024-25	2025-26	2026-27	2027-28	2028-29	Future Yrs	Total
Land	0	0	0	0	0	0	0	0	0
Design	0	0	0	0	0	0	0	0	0
Construction	453,726	30,000	435,000	757,446	634,839	574,448	1,119,329	0	4,004,788
Equipment	0	0	0	0	0	0	0	0	0
TOTAL	453,726	30,000	435,000	757,446	634,839	574,448	1,119,329	0	4,004,788

REVENUES	Prior Years	Re-Estimate	2024-25	2025-26	2026-27	2027-28	2028-29	Future Yrs	Total
CMF	453,726	30,000	435,000	757,446	634,839	574,448	1,119,329	0	4,004,788
N/A	0	0	0	0	0	0	0	0	0
N/A	0	0	0	0	0	0	0	0	0
TOTAL	453,726	30,000	435,000	757,446	634,839	574,448	1,119,329	0	4,004,788

OPERATING BUDGET IMPACT	2024-25	2025-26	2026-27	2027-28	2028-29	Future Yrs	Total
	0	0	0	0	0	0	0

CITY OF PLANO

COMMUNITY INVESTMENT PROGRAM

Project Name: Recreation Center Equipment General CMF Account

Project Number: 353016

Start Date: May. 2023

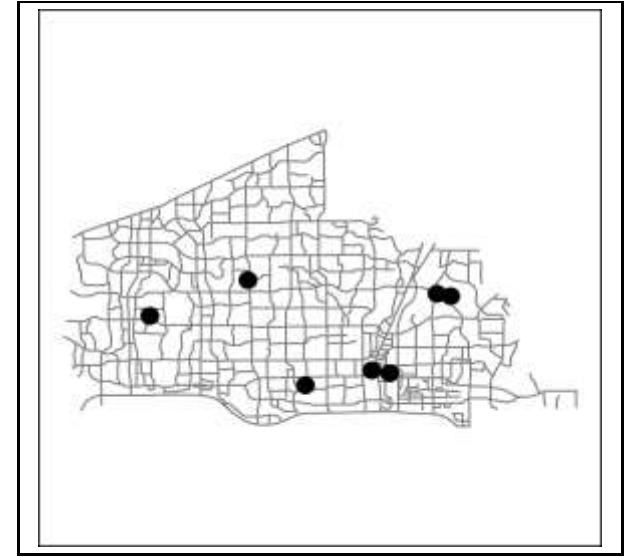
Description:

Completion Date: Sep. 2029

Replacement of recreation facility equipment and features that have been damaged or reached the end of their useful life.

Project PKR-P-00026

(Migrated from previous account #53370)



EXPENDITURES	Prior Years	Re-Estimate	2024-25	2025-26	2026-27	2027-28	2028-29	Future Yrs	Total
Land	0	0	0	0	0	0	0	0	0
Design	3,500	0	0	0	0	0	0	0	3,500
Construction	48,286	100,752	100,000	125,000	125,000	125,000	125,000	0	749,038
Equipment	116,324	0	0	0	0	0	0	0	116,324
TOTAL	168,110	100,752	100,000	125,000	125,000	125,000	125,000	0	868,862

REVENUES	Prior Years	Re-Estimate	2024-25	2025-26	2026-27	2027-28	2028-29	Future Yrs	Total
CMF	168,110	100,752	100,000	125,000	125,000	125,000	125,000	0	868,862
N/A	0	0	0	0	0	0	0	0	0
N/A	0	0	0	0	0	0	0	0	0
TOTAL	168,110	100,752	100,000	125,000	125,000	125,000	125,000	0	868,862

OPERATING BUDGET IMPACT	2024-25	2025-26	2026-27	2027-28	2028-29	Future Yrs	Total
	0	0	0	0	0	0	0

CITY OF PLANO

COMMUNITY INVESTMENT PROGRAM

Project Name: Restroom Renovations General CMF Account

Project Number: 353009

Start Date: May. 2023

Description:

Completion Date: Sep. 2029

Replacement of fixtures, doors, roofing and other elements at various restrooms throughout the park system, as well as major renovations to existing restrooms to meet ADA requirements.

Project PKR-P-00018

(Migrated from previous account #53351)



EXPENDITURES	Prior Years	Re-Estimate	2024-25	2025-26	2026-27	2027-28	2028-29	Future Yrs	Total
Land	0	0	0	0	0	0	0	0	0
Design	0	0	0	0	0	0	0	0	0
Construction	0	0	50,000	100,000	100,000	100,000	100,000	0	450,000
Equipment	0	0	0	0	0	0	0	0	0
TOTAL	0	0	50,000	100,000	100,000	100,000	100,000	0	450,000

REVENUES	Prior Years	Re-Estimate	2024-25	2025-26	2026-27	2027-28	2028-29	Future Yrs	Total
CMF	0	0	50,000	100,000	100,000	100,000	100,000	0	450,000
N/A	0	0	0	0	0	0	0	0	0
N/A	0	0	0	0	0	0	0	0	0
TOTAL	0	0	50,000	100,000	100,000	100,000	100,000	0	450,000

OPERATING BUDGET IMPACT	2024-25	2025-26	2026-27	2027-28	2028-29	Future Yrs	Total
	0	0	0	0	0	0	0

CITY OF PLANO

COMMUNITY INVESTMENT PROGRAM

Project Name: Ridgeview Park Irrigation Renovation

Project Number: 353040

Start Date: May. 2024

Description:

Completion Date: Sep. 2026

A project to renovate the irrigation at this location

Project PKR-P-00101



EXPENDITURES	Prior Years	Re-Estimate	2024-25	2025-26	2026-27	2027-28	2028-29	Future Yrs	Total
Land	0	0	0	0	0	0	0	0	0
Design	0	0	0	0	0	0	0	0	0
Construction	0	0	0	568,000	0	0	0	0	568,000
Equipment	0	0	0	0	0	0	0	0	0
TOTAL	0	0	0	568,000	0	0	0	0	568,000

REVENUES	Prior Years	Re-Estimate	2024-25	2025-26	2026-27	2027-28	2028-29	Future Yrs	Total
N/A	0	0	0	568,000	0	0	0	0	568,000
N/A	0	0	0	0	0	0	0	0	0
N/A	0	0	0	0	0	0	0	0	0
TOTAL	0	0	0	568,000	0	0	0	0	568,000

OPERATING BUDGET IMPACT	2024-25	2025-26	2026-27	2027-28	2028-29	Future Yrs	Total
	0	0	0	0	0	0	0

CITY OF PLANO

COMMUNITY INVESTMENT PROGRAM

Project Name: Schell Park Renovation Masterplan

Project Number: 353998

Start Date: Oct. 2025

Description:

Completion Date: Sep. 2026

Project Number TBD



EXPENDITURES	Prior Years	Re-Estimate	2024-25	2025-26	2026-27	2027-28	2028-29	Future Yrs	Total
Land	0	0	0	0	0	0	0	0	0
Design	0	0	0	200,000	0	0	0	0	200,000
Construction	0	0	0	0	0	0	0	0	0
Equipment	0	0	0	0	0	0	0	0	0
TOTAL	0	0	0	200,000	0	0	0	0	200,000

REVENUES	Prior Years	Re-Estimate	2024-25	2025-26	2026-27	2027-28	2028-29	Future Yrs	Total
CMF	0	0	0	200,000	0	0	0	0	200,000
N/A	0	0	0	0	0	0	0	0	0
N/A	0	0	0	0	0	0	0	0	0
TOTAL	0	0	0	200,000	0	0	0	0	200,000

OPERATING BUDGET IMPACT	2024-25	2025-26	2026-27	2027-28	2028-29	Future Yrs	Total
	0	0	0	0	0	0	0

CITY OF PLANO

COMMUNITY INVESTMENT PROGRAM

Project Name: Shady Brook Trail Retaining Wall Repair

Project Number: 353002

Start Date: Oct. 2022

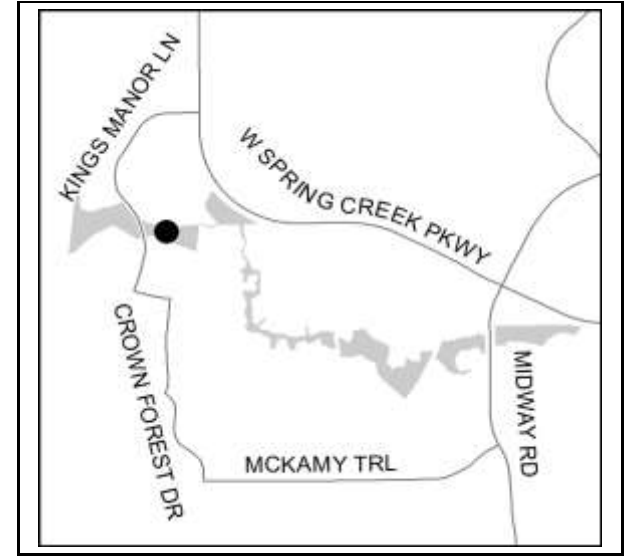
Description:

Completion Date: Sep. 2024

A project for the renovation of a retaining wall at Woodland Creek Drive/Canyon Oaks Circle due to wall failure and erosion

Project PKR-P-00007

(Migrated from previous account #53388)



EXPENDITURES	Prior Years	Re-Estimate	2024-25	2025-26	2026-27	2027-28	2028-29	Future Yrs	Total
Land	0	0	0	0	0	0	0	0	0
Design	313	7,750	0	0	0	0	0	0	8,063
Construction	136,164	0	169,320	0	0	0	0	0	305,484
Equipment	0	0	0	0	0	0	0	0	0
TOTAL	136,477	7,750	169,320	0	0	0	0	0	313,547

REVENUES	Prior Years	Re-Estimate	2024-25	2025-26	2026-27	2027-28	2028-29	Future Yrs	Total
CMF	136,477	7,750	169,320	0	0	0	0	0	313,547
N/A	0	0	0	0	0	0	0	0	0
N/A	0	0	0	0	0	0	0	0	0
TOTAL	136,477	7,750	169,320	0	0	0	0	0	313,547

OPERATING BUDGET IMPACT	2024-25	2025-26	2026-27	2027-28	2028-29	Future Yrs	Total
	0	0	0	0	0	0	0

CITY OF PLANO

COMMUNITY INVESTMENT PROGRAM

Project Name: Steeplechase Park Renovation

Project Number: 353038

Start Date: Jun. 2023

Description:

Completion Date: Sep. 2026

A project to engage the neighborhood for master planning future renovations at Steeplechase Park.

Project PKR-P-00063



EXPENDITURES	Prior Years	Re-Estimate	2024-25	2025-26	2026-27	2027-28	2028-29	Future Yrs	Total
Land	0	0	0	0	0	0	0	0	0
Design	0	10,000	130,000	0	0	0	0	0	140,000
Construction	0	0	0	2,672,979	0	0	0	0	2,672,979
Equipment	0	0	0	0	0	0	0	0	0
TOTAL	0	10,000	130,000	2,672,979	0	0	0	0	2,812,979

REVENUES	Prior Years	Re-Estimate	2024-25	2025-26	2026-27	2027-28	2028-29	Future Yrs	Total
CMF	0	10,000	130,000	2,672,979	0	0	0	0	2,812,979
N/A	0	0	0	0	0	0	0	0	0
N/A	0	0	0	0	0	0	0	0	0
TOTAL	0	10,000	130,000	2,672,979	0	0	0	0	2,812,979

OPERATING BUDGET IMPACT	2024-25	2025-26	2026-27	2027-28	2028-29	Future Yrs	Total
	0	0	0	0	0	0	0

CITY OF PLANO

COMMUNITY INVESTMENT PROGRAM

Project Name: Trail Repairs

Project Number: 353012

Start Date: May. 2023

Description:

Completion Date: Sep. 2029

Trail repairs throughout the park system.

The Plano Trail System has 85 miles of trail. Of these, 24.66 miles (29%) are 30 years and older, 14.64 (17%) miles are 20-30 years old, and the remaining 45.82 miles (54%) are under 19 years old. The life span of concrete trail is approximately 35 years.

Project PKR-P-00022

(Migrated from previous account #53357)



EXPENDITURES	Prior Years	Re-Estimate	2024-25	2025-26	2026-27	2027-28	2028-29	Future Yrs	Total
Land	0	0	0	0	0	0	0	0	0
Design	3,780	0	0	0	0	0	0	0	3,780
Construction	2,355	2,550	50,000	2,000,000	500,000	2,000,000	500,000	0	5,054,905
Equipment	5,509	0	0	0	0	0	0	0	5,509
TOTAL	11,644	2,550	50,000	2,000,000	500,000	2,000,000	500,000	0	5,064,194

REVENUES	Prior Years	Re-Estimate	2024-25	2025-26	2026-27	2027-28	2028-29	Future Yrs	Total
CMF	11,644	2,550	50,000	2,000,000	500,000	2,000,000	500,000	0	5,064,194
N/A	0	0	0	0	0	0	0	0	0
N/A	0	0	0	0	0	0	0	0	0
TOTAL	11,644	2,550	50,000	2,000,000	500,000	2,000,000	500,000	0	5,064,194

OPERATING BUDGET IMPACT	2024-25	2025-26	2026-27	2027-28	2028-29	Future Yrs	Total
	0	0	0	0	0	0	0

CITY OF PLANO

COMMUNITY INVESTMENT PROGRAM

Project Name: Tree Replacements

Project Number: 353007

Start Date: Oct. 2013

Description:

Completion Date: Sep. 2029

Replacement of dead trees in parks throughout Plano. The Plano Parks & Recreation manages 28,000 public trees of the 1.7 million trees that exist in the City. Trees are replaced that are lost over time to the stresses that exist in urban environments, and to maintain and increase the overall tree canopy that provides Plano residents with environmental and quality of life benefits.

Project PKR-P-00017

(Migrated from previous account #53342)



EXPENDITURES	Prior Years	Re-Estimate	2024-25	2025-26	2026-27	2027-28	2028-29	Future Yrs	Total
Land	0	0	0	0	0	0	0	0	0
Design	165	0	0	0	0	0	0	0	165
Construction	31,577	63,017	75,000	100,000	100,000	100,000	100,000	0	569,594
Equipment	825	0	0	0	0	0	0	0	825
TOTAL	32,567	63,017	75,000	100,000	100,000	100,000	100,000	0	570,584

REVENUES	Prior Years	Re-Estimate	2024-25	2025-26	2026-27	2027-28	2028-29	Future Yrs	Total
CMF	32,567	63,017	75,000	100,000	100,000	100,000	100,000	0	570,584
N/A	0	0	0	0	0	0	0	0	0
N/A	0	0	0	0	0	0	0	0	0
TOTAL	32,567	63,017	75,000	100,000	100,000	100,000	100,000	0	570,584

OPERATING BUDGET IMPACT	2024-25	2025-26	2026-27	2027-28	2028-29	Future Yrs	Total
	0	0	0	0	0	0	0

CITY OF PLANO

COMMUNITY INVESTMENT PROGRAM

Project Name: Wagon Wheel Park Irrigation Renovation
Project Number: 353999 **Start Date:** Oct. 2024
Description: **Completion Date:** Sep. 2026
 A project to renovate the Irrigation system at this location.
 Project Number TBD



EXPENDITURES	Prior Years	Re-Estimate	2024-25	2025-26	2026-27	2027-28	2028-29	Future Yrs	Total
Land	0	0	0	0	0	0	0	0	0
Design	0	0	0	0	0	0	0	0	0
Construction	0	0	0	634,000	0	0	0	0	634,000
Equipment	0	0	0	0	0	0	0	0	0
TOTAL	0	0	0	634,000	0	0	0	0	634,000

REVENUES	Prior Years	Re-Estimate	2024-25	2025-26	2026-27	2027-28	2028-29	Future Yrs	Total
CMF	0	0	0	634,000	0	0	0	0	634,000
N/A	0	0	0	0	0	0	0	0	0
N/A	0	0	0	0	0	0	0	0	0
TOTAL	0	0	0	634,000	0	0	0	0	634,000

OPERATING BUDGET IMPACT	2024-25	2025-26	2026-27	2027-28	2028-29	Future Yrs	Total
	0	0	0	0	0	0	0

CITY OF PLANO

COMMUNITY INVESTMENT PROGRAM

Project Name: Westwood Park Renovation

Project Number: 353045

Description:

A project to renovate the park at this location

Project PKR-P-00106

Start Date: Oct. 2023

Completion Date: Sep. 2026



EXPENDITURES	Prior Years	Re-Estimate	2024-25	2025-26	2026-27	2027-28	2028-29	Future Yrs	Total
Land	0	0	0	0	0	0	0	0	0
Design	0	0	0	0	0	0	0	0	0
Construction	0	10,000	145,000	1,271,180	0	0	0	0	1,426,180
Equipment	0	0	0	0	0	0	0	0	0
TOTAL	0	10,000	145,000	1,271,180	0	0	0	0	1,426,180

REVENUES	Prior Years	Re-Estimate	2024-25	2025-26	2026-27	2027-28	2028-29	Future Yrs	Total
CMF	0	10,000	145,000	1,271,180	0	0	0	0	1,426,180
N/A	0	0	0	0	0	0	0	0	0
N/A	0	0	0	0	0	0	0	0	0
TOTAL	0	10,000	145,000	1,271,180	0	0	0	0	1,426,180

OPERATING BUDGET IMPACT	2024-25	2025-26	2026-27	2027-28	2028-29	Future Yrs	Total
	0	0	0	0	0	0	0

CITY OF PLANO

COMMUNITY INVESTMENT PROGRAM

Project Name: Windhaven Park Masterplan

Project Number: 353039

Start Date: Jun. 2023

Description:

Completion Date: Sep. 2027

A project to engage the neighborhood for master planning future renovations at Windhaven Park.

Project PKR-P-00065



EXPENDITURES	Prior Years	Re-Estimate	2024-25	2025-26	2026-27	2027-28	2028-29	Future Yrs	Total
Land	0	0	0	0	0	0	0	0	0
Design	0	10,000	145,000	0	0	0	0	0	155,000
Construction	0	0	0	1,865,941	0	0	0	0	1,865,941
Equipment	0	0	0	0	0	0	0	0	0
TOTAL	0	10,000	145,000	1,865,941	0	0	0	0	2,020,941

REVENUES	Prior Years	Re-Estimate	2024-25	2025-26	2026-27	2027-28	2028-29	Future Yrs	Total
CMF	0	10,000	145,000	1,865,941	0	0	0	0	2,020,941
N/A	0	0	0	0	0	0	0	0	0
N/A	0	0	0	0	0	0	0	0	0
TOTAL	0	10,000	145,000	1,865,941	0	0	0	0	2,020,941

OPERATING BUDGET IMPACT	2024-25	2025-26	2026-27	2027-28	2028-29	Future Yrs	Total
	0	0	0	0	0	0	0

Facility Capital Maintenance Projects

Project	Prior Yrs	Re-Est	2024-25	2025-26	2026-27	2027-28	2028-29	Future	Total
356146 016 - Fire Station #2 - Concrete Replacement	0	7,892	0	507,108	0	0	0	0	515,000
356033 028 - Hi Point Tennis - Replace Dumpster Gates	0	6,550	0	0	0	0	0	0	6,550
54564 04 - Fleet Building Generator	85,035	189,965	0	0	0	0	0	0	275,000
356994 10 - Harrington Library	842,585	0	0	0	0	5,000	0	0	847,585
356942 101 - Fire Station #13	139,089	0	0	152,000	0	10,000	0	0	301,089
54533 101 - Fire Station 13 Daiken System	56,154	2,300	0	0	0	0	0	0	58,454
54534 101 - Fire Station 13 Generator	560	30,000	0	0	0	0	0	0	30,560
356941 102 - Oak Point Nature & Retreat Center	62,322	0	0	0	0	30,000	0	0	92,322
54556 102 - Oak Point Nature & Retreat Center Tower	0	9,450	134,250	0	0	0	0	0	143,700
356026 106 - Fire Logistics - Replace Gate Operator	0	30,439	0	0	0	0	0	0	30,439
356117 106 - Fire Logistics Warehouse - Interior Paint	0	2,829	0	20,171	0	0	0	0	23,000
356116 106 - Fire Logistics Warehouse - Replace Carpet	0	0	0	6,500	0	0	0	0	6,500
356058 106 - Fire Logistics Warehouse - Resurface bay f	0	0	0	20,000	0	0	0	0	20,000
356939 108 - Ridgeview Radio Tower	21,574	0	0	72,500	0	0	0	0	94,074
356993 11 - Doghouse/Dozier Radio Tower	26,390	0	0	50,000	0	0	0	0	76,390
356054 11 - Radio Tower #3 - Replace UPS batteries	0	0	10,000	0	0	0	0	0	10,000

Project		Prior Yrs	Re-Est	2024-25	2025-26	2026-27	2027-28	2028-29	Future	Total
356938	111 - N Avenue Radio Tower	18,133	0	0	82,000	0	0	0	0	100,133
356031	112 - Mapleshade Lift Station-Replace AC Unit	0	0	0	30,000	0	0	0	0	30,000
356937	115 - Schoolhouse Radio Tower	19,874	0	0	22,000	0	0	0	0	41,874
54547	115 - Schoolhouse Radio Tower Generator	0	18,154	43,197	108,649	0	0	0	0	170,000
54563	12 - Shiloh Pump Station Generator	17,370	0	207,721	124,909	0	0	0	0	350,000
356030	12 - Shiloh Pump Stn - Replace AC Units	0	16,019	0	0	0	0	0	0	16,019
356936	121 - Saigling House	1,856,786	0	0	0	90,500	59,500	0	0	2,006,786
356992	13 - Stadium Pump Station	226,406	0	0	145,000	0	45,000	0	0	416,406
356935	137 - Legacy West Police Substation	0	0	0	0	28,500	0	0	0	28,500
356991	14 - Custer Pump Station	96,966	0	0	0	85,000	95,000	0	0	276,966
356933	140 - Fire Training Center	0	0	40,000	156,150	3,750	0	0	0	199,900
54537	140 - Fire Training Center Generator	3,800	5,700	0	350,500	0	0	0	0	360,000
356027	141/66 - NW PD and EOC - Car Ports at 802 and	32,437	1,512,860	0	0	0	0	0	0	1,545,297
356109	143 - Hi Point Maint - Waterproofing	0	0	150,000	0	0	0	0	0	150,000
356049	145 - Neighborhood Services - Add booster pum	0	13,126	0	0	0	0	0	0	13,126
356932	145 - Neighborhood Services Bldg	0	0	6,000	34,000	0	0	0	0	40,000
356990	16 - Fire Station #2	573,342	0	0	0	30,000	0	0	0	603,342

Project	Prior Yrs	Re-Est	2024-25	2025-26	2026-27	2027-28	2028-29	Future	Total
356057 16 - Fire Station #2 - Replace bay floor	0	24,037	0	0	0	0	0	0	24,037
54565 16 - Fire Station 2 Lighting	3,700	2,800	0	43,500	0	0	0	0	50,000
356989 17 - Fire Station #3	228,346	0	0	60,000	0	35,000	0	0	323,346
356082 17 - Fire Station #3 - Interior paint	0	0	0	20,000	0	0	0	0	20,000
356130 17 - Fire Station 3 - Tunnel Replacement Sanitar	57,910	9,491	0	0	0	0	0	0	67,401
54550 17 - Fire Station 3 Generator	53,135	88,581	0	0	0	0	0	0	141,716
356988 18 - Fire Station #4	136,937	0	0	50,000	0	113,000	0	0	299,937
356088 18 - Fire Station #4 - Interior paint	0	4,325	0	55,675	0	0	0	0	60,000
356024 18 - Fire Station #4 Replace ATS and Service En	0	102,390	0	0	0	0	0	0	102,390
356032 18 - Fire Station #4-HVAC Replacement	0	85,142	0	0	0	0	0	0	85,142
356118 18 - Fire Station 4 - Replace Ceiling Tiles	0	0	0	50,000	0	0	0	0	50,000
54539 18 - Fire Station 4 Restrooms/Gates/Cabinets	65,180	250,000	278,021	0	0	0	0	0	593,201
54552 19 - Fire Station 5 Generator	40,625	6,675	0	0	0	0	0	0	47,300
356096 24 - Facilities Maint - Replace ceiling tiles	0	0	0	50,000	0	0	0	0	50,000
356987 24 - Facilities Maintenance	443,081	0	0	6,500	0	80,000	0	0	529,581
356004 24 - Facilities Maintenance - Replace Refractory	0	0	0	0	75,000	0	0	0	75,000
54530 24 - Facilities Maintenance Generator	42,804	84,599	0	0	0	0	0	0	127,403

Project	Prior Yrs	Re-Est	2024-25	2025-26	2026-27	2027-28	2028-29	Future	Total
356986 25 - Plano Aquatic Center	1,487,925	0	0	18,000	102,000	155,000	0	0	1,762,925
356985 29 - Radio Maintenance Building	19,129	0	0	36,500	0	0	0	0	55,629
356133 3 - Tech Services Workstation Configuration	0	25,204	422,795	0	0	0	0	0	447,999
356114 3 - Technology Services - Replace Carpet	0	0	80,000	0	0	0	0	0	80,000
356999 3 - Technology Services Building	2,397,566	0	0	0	0	30,000	218,750	0	2,646,316
356984 30 - Animal Shelter	2,860,702	0	0	0	46,158	496,562	145,000	0	3,548,422
356040 30 - Animal Shelter - Metasys Replace controller	0	20,642	0	0	0	0	0	0	20,642
54571 30 - Animal Shelter Facility Improvements	50,013	187,922	55,985	0	0	0	0	0	293,920
54543 30 - Animal Shelter Generator	63,024	116,999	0	0	0	0	0	0	180,023
356998 4 - Equipment & Fleet Services	1,654,364	0	0	20,000	0	0	45,000	0	1,719,364
356050 4 - Fleet Building - Ceiling Fans in Bays	0	0	0	10,000	0	0	0	0	10,000
356051 41 - Pecan Hollow - Rain gutters and down spout	0	0	25,000	0	0	0	0	0	25,000
356983 41 - Pecan Hollow Clubhouse	337,867	0	0	66,750	196,250	45,000	0	0	645,867
54585 41 - Pecan Hollow Clubhouse HVAC	14,400	176,813	0	0	0	0	0	0	191,213
54538 45 - Liberty Recreation Center Muscle Beach	92,803	360,970	0	0	0	0	0	0	453,773
356980 47 - Courtyard Theater	1,185,563	0	0	150,000	185,000	115,000	50,000	0	1,685,563
356042 47 - Courtyard Theater - Metasys trunk & control	0	25,000	132,100	0	0	0	0	0	157,100

Project	Prior Yrs	Re-Est	2024-25	2025-26	2026-27	2027-28	2028-29	Future	Total
356007 47 - Courtyard Theater - Update paint, carpet, pa	0	0	95,000	0	0	0	0	0	95,000
356979 48 - Fire Station #6	305,220	0	0	0	0	40,000	0	0	345,220
54566 48 - Fire Station 6 Lighting	3,700	2,800	0	53,500	0	0	0	0	60,000
356997 5 - Police Central	1,878,107	0	0	35,000	150,000	2,423,791	200,000	0	4,686,898
54545 5 - Police Central Generator	0	62,616	0	117,384	0	0	0	0	180,000
54582 5 - Police Central Space Study	0	450,000	0	0	0	0	0	0	450,000
54581 5 - Police Central Split A/C	27,017	7,350	434,100	0	0	0	0	0	468,467
54544 5 - Police Central Toler Room Reno & Foundati	359,207	1,154,123	0	0	0	0	0	0	1,513,330
356002 50 - Tom Muehlenbeck Center - Inside Pool Pum	14,389	2,992	0	0	0	0	0	0	17,381
54562 50 - Tom Muehlenbeck Rec Center Generator	0	10,055	0	1,589,945	0	0	0	0	1,600,000
356978 50 - Tom Muehlenbeck Recreation Center	2,613,011	0	0	0	176,000	0	75,240	0	2,864,251
356977 51 - Fire Station #11	27,205	0	0	135,000	773,093	117,000	0	0	1,052,298
356091 51 - Fire Station #11 - Interior Paint	0	0	0	25,000	0	0	0	0	25,000
356092 51 - Fire Station #11 - Paint app bay	0	0	0	20,000	0	0	0	0	20,000
356034 51 -Fire Station 11 - Replace HVAC Units	0	133,955	4,945	0	0	0	0	0	138,900
54542 51 - Fire Station 11 Generator	21,690	51,407	118,686	0	0	0	0	0	191,783
356976 52 - Joint Use Facility	2,175,343	0	0	51,000	1,531,925	46,750	37,500	0	3,842,518

Project	Prior Yrs	Re-Est	2024-25	2025-26	2026-27	2027-28	2028-29	Future	Total
356009 52 - Joint Use Facility - Upgrade HVAC Control	0	99,970	0	0	0	0	0	0	99,970
54558 52 - Joint Use Facility Generator	0	20,737	68,688	170,576	0	0	0	0	260,001
356134 52 - Joint Use Facility PD Furniture Replacement	0	13,125	66,875	0	0	0	0	0	80,000
356974 55 - Dublin Road Golf Shop	29,201	0	0	45,000	0	0	20,000	0	94,201
356973 56 - Thomas Gymnasium / Douglass Comm. Ctr.	0	0	0	75,000	0	30,000	170,000	0	275,000
356085 57 - Douglas Community Center - Replace tile fl	0	9,431	140,569	0	0	0	0	0	150,000
356972 57 - Douglass Community Center	490,028	0	0	0	105,000	192,500	150,000	0	937,528
54528 57 - Douglass Community Center ADA & Paint	25,299	132,587	0	0	0	0	0	0	157,886
54580 57 - Douglass Community Center Ceiling Tile	0	0	0	0	100,000	0	0	0	100,000
54579 57 - Douglass Community Center Doors	19,181	33,091	0	0	0	0	0	0	52,272
54529 57 - Douglass Community Center Roof	2,500	165,620	0	0	0	0	0	0	168,120
356971 59 - Fire Station 7	648,378	0	0	177,500	42,500	82,500	575,000	0	1,525,878
356064 59 - Fire Station #7 - Bay Repairs & Access	0	3,746	0	0	0	0	0	0	3,746
356094 59 - Fire Station #7 - Interior Paint	0	0	0	50,000	0	0	0	0	50,000
356113 59 - Fire Station 7 - Replace Kitchen Cabinets	0	0	0	100,000	0	0	0	0	100,000
54553 59 - Fire Station 7 Generator	54,187	206,635	0	0	0	0	0	0	260,822
356100 6 - Parkway Parks Maint - Replace Rooftop AC	0	15,000	0	0	0	0	0	0	15,000

Project	Prior Yrs	Re-Est	2024-25	2025-26	2026-27	2027-28	2028-29	Future	Total
356996 6 - Parkway Parks Maintenance	151,798	0	0	79,250	255,750	50,000	0	0	536,798
356055 60 - Haggard Library - mortar and joints and lime	0	0	0	145,000	0	0	0	0	145,000
54572 60 - Haggard Library Entryway	46,690	34,279	0	0	0	0	0	0	80,969
356137 60 - Haggard Library Glass Entry Wall Replacem	0	0	30,000	270,000	0	0	0	0	300,000
54535 60 - Haggard Library HVAC / VAV	28,360	354,889	0	0	0	0	0	0	383,249
356136 60 - Haggard Library LTS Manager Office	0	0	24,772	99,088	0	0	0	0	123,860
356135 60 - Haggard Library Programming Manager Off	0	0	6,700	26,800	0	0	0	0	33,500
356969 61 - Interurban Station Museum	233,806	0	0	0	0	97,000	100,000	0	430,806
356968 62 - Plano Event Center	3,392,675	0	0	170,000	430,000	585,000	375,000	0	4,952,675
54526 62 - Plano Event Center - Update Generators	14,774	850	0	1,206,200	0	0	0	0	1,221,824
54574 62 - Plano Event Center Fire Alarm	19,200	5,800	419,200	0	0	0	0	0	444,200
54525 62 - Plano Event Center HVAC Phase III	1,300	1,140,026	0	0	0	0	0	0	1,141,326
356967 63 - Carpenter Park Rec Center	1,904,586	0	0	125,000	147,750	327,250	260,000	0	2,764,586
356090 63 - Carpenter Park Rec Ctr - Interior Paint	0	31,817	18,183	100,000	0	0	0	0	150,000
54557 63 - Carpenter Park Rec Ctr Generator	5,300	1,700	0	613,000	0	0	0	0	620,000
356062 63 - Carpenter Park Recreation Center - Resurfac	0	0	0	75,000	0	0	0	0	75,000
356966 64 - Fire Station #12	68,576	0	0	213,000	30,000	182,000	60,000	0	553,576

Project	Prior Yrs	Re-Est	2024-25	2025-26	2026-27	2027-28	2028-29	Future	Total
356097 64 - Fire Station #12 - Interior Paint	0	0	0	20,000	0	0	0	0	20,000
356041 64 - Fire Station #12 - Metasys Replace Controll	0	20,642	0	0	0	0	0	0	20,642
54532 64 - Fire Station 12 Generator	560	30,000	0	0	0	0	0	0	30,560
54531 64 - Fire Station 12 VRF A/C System	1,750	148,433	0	0	0	0	0	0	150,183
356115 64- Fire Station 12 - Replace Carpet in Bedroom	0	0	0	32,000	0	0	0	0	32,000
356056 65 - EEC - Caulk joints	0	0	0	750	0	0	0	0	750
356076 65 - EEC - Exterior storage cabinets	0	0	0	2,000	0	0	0	0	2,000
356063 65 - EEC - power wash and paint the roof border	0	0	0	3,760	0	0	0	0	3,760
356067 65 - EEC - Power wash, stain, seal all wood bea	0	0	0	3,100	0	0	0	0	3,100
356068 65 - EEC - Power wash/paint ext back wall	0	0	0	5,000	0	0	0	0	5,000
356112 65 - EEC - Wash and Seal Tile at Entrance	0	0	0	3,400	0	0	0	0	3,400
356965 65 - Environmental Education Center	104,403	0	0	0	103,250	131,750	0	0	339,403
356119 65- EEC- Refinish concrete floors	0	0	0	25,000	0	0	0	0	25,000
54541 66 - Emergency Operations Center Data Air	16,048	770,003	0	0	0	0	0	0	786,051
356035 66 - EOC - Replace AC System	0	14,400	385,600	0	0	0	0	0	400,000
356101 66 - EOC - Replace UPS	0	8,600	291,400	0	0	0	0	0	300,000
356963 68 - Warehouse	683,603	0	0	50,000	225,000	0	0	0	958,603

Project	Prior Yrs	Re-Est	2024-25	2025-26	2026-27	2027-28	2028-29	Future	Total
356129 68 - Warehouse - Install Ceiling Fans	0	22,812	0	0	0	0	0	0	22,812
356962 69 - Reuse Center	0	0	0	0	7,500	0	7,500	0	15,000
356012 70 - Police Training Building - Replace Carpet	0	0	0	0	50,000	0	0	0	50,000
356961 70 - Police Training Center	686,066	0	0	210,000	1,283,675	0	0	0	2,179,741
356960 71 - Municipal Center	12,908,782	0	0	292,500	1,563,190	1,141,250	781,000	0	16,686,722
356023 71 - Municipal Center - 2022-23 Furniture	796,788	690,493	0	0	0	0	0	0	1,487,281
54521 71 - Municipal Center - Action Center Security	30,741	234,008	0	0	0	0	0	0	264,749
356015 71 - Municipal Center - Building Inspections wal	0	28,528	0	0	0	0	0	0	28,528
356080 71 - Municipal Center - Engineering Soundproof	0	0	0	15,000	0	0	0	0	15,000
356059 71 - Municipal Center - Furniture for council cha	0	0	85,000	0	0	0	0	0	85,000
356060 71 - Municipal Center - Furniture replacement	0	143,282	40,000	401,718	0	0	0	0	585,000
356061 71 - Municipal Center - HR Flooring	0	39,559	0	0	0	0	0	0	39,559
356013 71 - Municipal Center - Renovate Council Kitche	0	36,398	0	0	0	0	0	0	36,398
356036 71 - Municipal Center - Replace Chillers	127,683	789,053	0	0	0	0	0	0	916,736
356110 71 - Municipal Center - Replace UPS in Baseme	0	82,100	0	0	0	0	0	0	82,100
356052 71 - Municipal Center - Spider lift for Council C	0	197,379	0	0	0	0	0	0	197,379
54575 71 - Municipal Center 911 UPS	0	36,640	113,360	0	0	0	0	0	150,000

	Project	Prior Yrs	Re-Est	2024-25	2025-26	2026-27	2027-28	2028-29	Future	Total
54527	71 - Municipal Center Cooling Tower	1,000	400,190	0	0	0	0	0	0	401,190
54576	71 - Municipal Center Data & IT Room A/C Unit	0	49,009	0	0	0	0	0	0	49,009
54578	71 - Municipal Center Door Locks & Panic Hard	0	2,259	0	0	97,741	0	0	0	100,000
54559	71 - Municipal Center Generator	0	22,066	142,256	205,678	0	0	0	0	370,000
54577	71 - Municipal Center HVAC Controls	0	90,000	0	0	0	0	0	0	90,000
356131	71 - Municipal Center Legal Suite	0	29,299	0	0	0	0	0	0	29,299
356132	71 - Municipal Center Special Projects Suite Ren	0	35,343	0	0	0	0	0	0	35,343
356959	73 - Ridgeview Pump Station	426,435	0	0	35,000	0	0	0	0	461,435
356066	73 - Ridgeview Pump Station - Lighting Replace	0	0	0	100,000	0	0	0	0	100,000
356047	73 - Ridgeview Pump Station - Replace radiant h	0	35,610	0	0	0	0	0	0	35,610
356016	73 - Ridgeview Pump Station - Replace sanitary	0	27,334	0	0	0	0	0	0	27,334
54546	73 - Ridgeview Pump Station Generator	16,650	116,877	0	5,066,473	0	0	0	0	5,200,000
356029	73 - Ridgeview Pump Stn - Replace HVAC Units	0	45,362	0	0	0	0	0	0	45,362
356958	74 - Parkway Operations	1,383,533	0	0	80,000	0	0	0	0	1,463,533
356025	74 - Parkway Operations - 200 kW generator	85,037	160,476	0	0	0	0	0	0	245,513
356028	74 - Parkway Operations & Fleet Renovations	11,281	167,640	200,000	500,000	0	0	0	0	878,921
356108	74 - Parkway Ops - Parking Lot Lighting	0	0	0	150,000	0	0	0	0	150,000

Project	Prior Yrs	Re-Est	2024-25	2025-26	2026-27	2027-28	2028-29	Future	Total
356081 77 - Fire Admin - Interior paint	0	0	0	10,000	0	0	0	0	10,000
356037 77 - Fire Administration - upgrade Metasys Cont	0	15,285	0	0	0	0	0	0	15,285
356956 77 - Fire Station #1	2,392,533	0	0	31,200	0	7,500	0	0	2,431,233
356072 77 - Fire Station #1 - Kitchen Cabinets	0	8,500	0	0	0	0	0	0	8,500
356098 77 - Fire Station #1 - Misc Interior Paint	0	0	0	2,500	0	0	0	0	2,500
356079 77 - Fire Station #1 - Repair tape and bed	0	875	0	0	0	0	0	0	875
356053 78 - Day Labor - Replace shingle roof	0	11,300	3,700	0	0	0	0	0	15,000
356955 78 - Day Labor Center	108,089	0	0	0	45,000	25,000	0	0	178,089
54554 79 - Fire Station 8 Generator	56,480	129,943	0	0	0	0	0	0	186,423
356045 82 - Justice Center - Upgrade door control	3,615	20,485	325,900	0	0	0	0	0	350,000
356954 82 - Robinson Justice Center	2,595,528	0	101,350	1,171,772	314,350	680,900	1,145,469	0	6,009,369
356953 83 - Deerfield Archway	239,036	0	0	0	0	0	90,000	0	329,036
356952 84 - Parkway Communications Tower	23,445	0	0	67,000	25,000	0	0	0	115,445
54555 84 - Parkway Radio Tower Generator	0	103,724	138,958	0	0	0	0	0	242,682
356951 86 - Police Gun Range	408,855	0	0	0	0	0	80,000	0	488,855
356950 88 - Douglass Daycare / Senior Annex	462,041	0	0	0	25,000	125,000	0	0	612,041
356949 89 - Davis Library	800,193	0	0	0	79,500	382,500	0	0	1,262,193

Project	Prior Yrs	Re-Est	2024-25	2025-26	2026-27	2027-28	2028-29	Future	Total
356128 89 - Davis Library - Roof Drain Relocate	0	31,991	0	0	0	0	0	0	31,991
356139 89 - Davis Library Front Awning	0	0	0	122,500	0	0	0	0	122,500
356138 89 - Davis Library Porch Concrete Replacement	0	0	0	307,500	0	0	0	0	307,500
356039 9 - Schimelpfenig - Metasys Replace Controller	0	20,642	0	0	0	0	0	0	20,642
356995 9 - Schimelpfenig Library	1,805,084	0	0	168,000	604,500	0	196,619	0	2,774,203
356948 90 - Fire Station #9	343,518	0	0	0	50,000	147,500	150,000	0	691,018
356093 90 - Fire Station #9 - Interior Paint	0	4,910	0	15,090	0	0	0	0	20,000
356086 90 - Fire Station #9 - Replace tile	0	0	0	8,500	0	0	0	0	8,500
54549 90 - Fire Station 9 Generator	21,988	2,780	0	0	0	0	0	0	24,768
356947 92 - Oak Point Rec Center	5,959,039	0	0	150,000	290,000	180,000	1,020,000	0	7,599,039
356038 92 - Oak Point Rec Center - Replace Metasys Co	0	20,642	0	0	0	0	0	0	20,642
54560 92 - Oak Point Rec Center Generator	4,000	0	0	696,000	0	0	0	0	700,000
54583 92 - Oak Point Rec Ctr Ceiling	0	83,792	0	0	0	0	0	0	83,792
54584 92 - Oak Point Rec Ctr LEDs	0	93,409	0	0	0	0	0	0	93,409
54567 93 - Sam Johnson Rec Center VAV	6,990	174,666	0	0	0	0	0	0	181,656
356946 93 - Sam Johnson Recreation Center	2,363,998	0	0	53,750	291,250	0	330,000	0	3,038,998
356074 94 - Fire Station #10 - Ceiling repair	0	0	0	2,870	0	0	0	0	2,870

Project	Prior Yrs	Re-Est	2024-25	2025-26	2026-27	2027-28	2028-29	Future	Total
356089 94 - Fire Station #10 - Interior Paint	0	0	0	70,000	0	0	0	0	70,000
356075 94 - Fire Station #10 - Repair ceiling tiles app ba	0	23,718	0	0	0	0	0	0	23,718
356084 94 - Fire Station #10 - Replace carpet	0	0	0	75,000	0	0	0	0	75,000
356021 94 - Fire Station #10 - Replace Fire Alarm Syste	0	24,014	0	0	0	0	0	0	24,014
356945 94 - Fire Station 10	401,040	0	0	15,000	100,000	38,000	97,500	0	651,540
54548 94 - Fire Station 10 Generator	19,802	2,780	0	0	0	0	0	0	22,582
356943 97 - Parr Library	517,318	0	0	0	60,000	340,000	0	0	917,318
356022 97 - Parr Library - Upgrade HVAC Controls	0	80,310	0	0	0	0	0	0	80,310
54518 Access Control Systems	607,179	104,127	0	0	0	0	0	0	711,306
356934 Bldg #138 - Visit Plano	0	0	0	0	0	0	72,000	0	72,000
356153 Bldg #30 - Animal Shelter - Improve Drainage at	0	8,518	0	0	0	0	0	0	8,518
356150 Bldg #30 - Animal Shelter - Replace Incinerator	0	20,000	0	0	0	0	0	0	20,000
356161 Bldg #4 - Equip Serv - SEED - Office Furn	0	12,013	0	0	0	0	0	0	12,013
356158 Bldg #45 - Liberty Recreation Center - Waterpro	0	21,189	0	0	0	0	0	0	21,189
356144 Bldg #48 - Fire Stn 6 - Replace Water Heater	0	11,484	0	0	0	0	0	0	11,484
356975 Bldg #53 - Melissa Compost Facility	0	0	0	0	1,000	0	0	0	1,000
356141 Bldg #62 - Plano Event Center - Replace Sanitar	0	70,936	0	0	0	0	0	0	70,936

Project	Prior Yrs	Re-Est	2024-25	2025-26	2026-27	2027-28	2028-29	Future	Total
356143 Bldg #62 - Plano Event Center - Replace Two W	0	8,576	0	0	0	0	0	0	8,576
356159 Bldg #68 - Warehouse - Install Generator	0	0	10,000	75,000	0	0	0	0	85,000
356148 Bldg #71 & 89 - Temp Video Surveillance at Ch	0	12,625	0	0	0	0	0	0	12,625
356149 Bldg #74 - Gerald P Cosgrove Public Works Ser	0	27,709	0	0	0	0	0	0	27,709
356152 Bldg #74 - Parkway Operations - Replace Fire Al	0	29,250	0	0	0	0	0	0	29,250
356957 Bldg #75 - Parkway Car Wash	0	0	0	0	75,000	75,000	0	0	150,000
356160 Bldg #79 - Fire Station 8 - Create Private Room	0	9,059	0	0	0	0	0	0	9,059
356155 Bldg #89 - Davis Library - Replace Duct Detecto	0	8,990	0	0	0	0	0	0	8,990
356944 Bldg #95 - Heritage Yard Baseball	0	0	0	0	15,000	0	0	0	15,000
356165 City Wide - May 28 Storm Damage	0	100,000	0	0	0	0	0	0	100,000
356106 City Wide - ADA Compliance	25,537	0	30,000	0	0	0	0	0	55,537
356103 City Wide - Asbestos Testing and Removal	34,648	34,375	35,000	0	0	0	0	0	104,023
356104 City Wide - Drinking Fountain Replacement	20,092	10,023	20,000	0	0	0	0	0	50,115
356105 City Wide - Energy Reduction	64,474	45,572	50,000	0	0	0	0	0	160,046
356111 City Wide - Maint Costs for Solar Equipment	0	0	75,000	0	0	0	0	0	75,000
356107 City Wide - Mold Testing and Abatement	19,485	45,691	50,000	103,067	0	0	0	0	218,243
356140 City Wide - Replace Overhead Door Operators	0	35,000	40,000	0	0	0	0	0	75,000

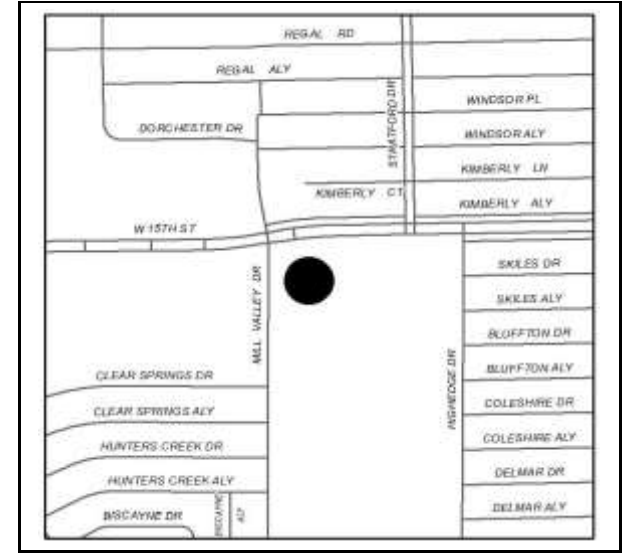
Project		Prior Yrs	Re-Est	2024-25	2025-26	2026-27	2027-28	2028-29	Future	Total
356102	City Wide - Sanitary Sewer Inspections	0	0	25,000	0	0	0	0	0	25,000
54523	Citywide - All Fire Stations: Replace Overhead	0	0	35,000	290,000	0	0	0	0	325,000
356930	Citywide - Building Modification Requests	0	0	0	330,000	2,233,000	2,456,300	2,701,930	0	7,721,230
356929	Citywide - Camera Sewer Inspection	0	0	0	50,000	0	0	25,000	0	75,000
356920	Citywide - Department Position Request Support	0	0	0	75,000	507,500	558,250	614,075	0	1,754,825
356928	Citywide - Drinking Fountain Replacement	0	0	0	70,000	35,000	35,000	35,000	0	175,000
356927	Citywide - Energy Reduction Projects	0	0	0	200,000	100,000	100,000	100,000	0	500,000
356926	Citywide - Facility ADA Compliance	0	0	0	135,000	60,000	60,000	60,000	0	315,000
356925	Citywide - Furniture Replacement	0	0	0	30,000	200,000	200,000	200,000	0	630,000
356919	Citywide - Generators on Trailers	0	0	0	30,000	170,000	0	0	0	200,000
356921	Citywide - Johnson Controls Update	0	0	463,000	456,000	0	0	0	0	919,000
356924	Citywide - Mold Testing, Inspection & Removal	0	0	0	94,000	47,000	47,000	47,000	0	235,000
356922	Citywide - Replace Overhead Door Controllors	0	0	0	50,000	50,000	100,000	50,000	0	250,000
356964	Emergency Operations Center - Bldg. 66	315,942	0	0	0	90,000	1,336,904	0	0	1,742,846
356931	Future Project: Asbestos Testing & Removal	0	0	0	40,000	40,000	40,000	40,000	0	160,000
356918	Future Projects: Citywide - Generator Monitorin	0	0	420,000	2,580,000	0	0	0	0	3,000,000
356120	General FAC CMF Account	15,634	150,000	150,000	0	0	0	0	0	315,634

Project	Prior Yrs	Re-Est	2024-25	2025-26	2026-27	2027-28	2028-29	Future	Total
356970 Haggard Library - Bldg. 60	893,315	0	0	0	903,675	255,000	0	0	2,051,990
356981 Liberty Recreation Center - Bldg. 45	1,388,620	0	0	4,000	0	0	0	0	1,392,620
356126 Library Facilities CMF Account	1,718	1,130	0	0	0	0	0	0	2,848
356124 PD FAC CMF Account	14,096	36,931	0	0	0	0	0	0	51,027
TOTAL	69,088,317	13,692,234	6,243,311	23,065,783	14,326,307	13,950,707	10,324,583	0	150,691,242

CITY OF PLANO

COMMUNITY INVESTMENT PROGRAM

Project Name: 016 - Fire Station #2 - Concrete Replacement
Project Number: 356146 **Start Date:** Dec. 2023
Description: **Completion Date:** Sep. 2026
 Removal/Replacement of the fire lane pavement
 Project FAC-F-00118



EXPENDITURES	Prior Years	Re-Estimate	2024-25	2025-26	2026-27	2027-28	2028-29	Future Yrs	Total
Land	0	0	0	0	0	0	0	0	0
Design	0	7,892	0	0	0	0	0	0	7,892
Construction	0	0	0	507,108	0	0	0	0	507,108
Equipment	0	0	0	0	0	0	0	0	0
TOTAL	0	7,892	0	507,108	0	0	0	0	515,000

REVENUES	Prior Years	Re-Estimate	2024-25	2025-26	2026-27	2027-28	2028-29	Future Yrs	Total
N/A	0	7,892	0	507,108	0	0	0	0	515,000
N/A	0	0	0	0	0	0	0	0	0
N/A	0	0	0	0	0	0	0	0	0
TOTAL	0	7,892	0	507,108	0	0	0	0	515,000

OPERATING BUDGET IMPACT	2024-25	2025-26	2026-27	2027-28	2028-29	Future Yrs	Total
	0	0	0	0	0	0	0

CITY OF PLANO

COMMUNITY INVESTMENT PROGRAM

Project Name: 028 - Hi Point Tennis - Replace Dumpster Gates
Project Number: 356033 **Start Date:** Apr. 2024
Description: **Completion Date:** Sep. 2024
 Replace damaged dumpster gates
 Project FAC-F-00144



EXPENDITURES	Prior Years	Re-Estimate	2024-25	2025-26	2026-27	2027-28	2028-29	Future Yrs	Total
Land	0	0	0	0	0	0	0	0	0
Design	0	0	0	0	0	0	0	0	0
Construction	14,389	6,550	0	0	0	0	0	0	20,939
Equipment	0	0	0	0	0	0	0	0	0
TOTAL	14,389	6,550	0	0	0	0	0	0	20,939

REVENUES	Prior Years	Re-Estimate	2024-25	2025-26	2026-27	2027-28	2028-29	Future Yrs	Total
CMF	14,389	6,550	0	0	0	0	0	0	20,939
N/A	0	0	0	0	0	0	0	0	0
N/A	0	0	0	0	0	0	0	0	0
TOTAL	14,389	6,550	0	0	0	0	0	0	20,939

OPERATING BUDGET IMPACT	2024-25	2025-26	2026-27	2027-28	2028-29	Future Yrs	Total
	0	0	0	0	0	0	0

CITY OF PLANO

COMMUNITY INVESTMENT PROGRAM

Project Name: 04 - Fleet Building Generator

Project Number: 54564

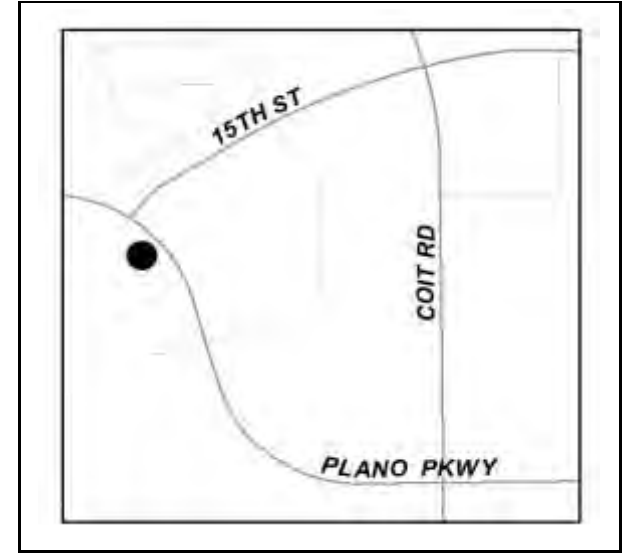
Start Date: Oct. 2021

Description:

Completion Date: Sep. 2024

Install 200 kW generator at the facility located at 4200 West Plano Parkway.

Project FAC-F-7435



EXPENDITURES	Prior Years	Re-Estimate	2024-25	2025-26	2026-27	2027-28	2028-29	Future Yrs	Total
Land	0	0	0	0	0	0	0	0	0
Design	0	0	0	0	0	0	0	0	0
Construction	85,035	189,965	0	0	0	0	0	0	275,000
Equipment	0	0	0	0	0	0	0	0	0
TOTAL	85,035	189,965	0	0	0	0	0	0	275,000

REVENUES	Prior Years	Re-Estimate	2024-25	2025-26	2026-27	2027-28	2028-29	Future Yrs	Total
CMF	85,035	189,965	0	0	0	0	0	0	275,000
N/A	0	0	0	0	0	0	0	0	0
N/A	0	0	0	0	0	0	0	0	0
TOTAL	85,035	189,965	0	0	0	0	0	0	275,000

OPERATING BUDGET IMPACT	2024-25	2025-26	2026-27	2027-28	2028-29	Future Yrs	Total
	0	0	0	0	0	0	0

CITY OF PLANO

COMMUNITY INVESTMENT PROGRAM

Project Name: 10 - Harrington Library

Project Number: 356994

Start Date: Oct. 2027

Description:

Completion Date: Sep. 2028

Future routine repair and maintenance of facility located at 1501 18th Street that was built in 1969 and upgraded in 2007. The library branch covers 34,400 square feet.

Project Numbers TBD



EXPENDITURES	Prior Years	Re-Estimate	2024-25	2025-26	2026-27	2027-28	2028-29	Future Yrs	Total
Land	0	0	0	0	0	0	0	0	0
Design	51,070	0	0	0	0	0	0	0	51,070
Construction	610,745	0	0	0	0	5,000	0	0	615,745
Equipment	180,770	0	0	0	0	0	0	0	180,770
TOTAL	842,585	0	0	0	0	5,000	0	0	847,585

REVENUES	Prior Years	Re-Estimate	2024-25	2025-26	2026-27	2027-28	2028-29	Future Yrs	Total
CMF	842,585	0	0	0	0	5,000	0	0	847,585
N/A	0	0	0	0	0	0	0	0	0
N/A	0	0	0	0	0	0	0	0	0
TOTAL	842,585	0	0	0	0	5,000	0	0	847,585

OPERATING BUDGET IMPACT	2024-25	2025-26	2026-27	2027-28	2028-29	Future Yrs	Total
	0	0	0	0	0	0	0

CITY OF PLANO

COMMUNITY INVESTMENT PROGRAM

Project Name: 101 - Fire Station #13

Project Number: 356942

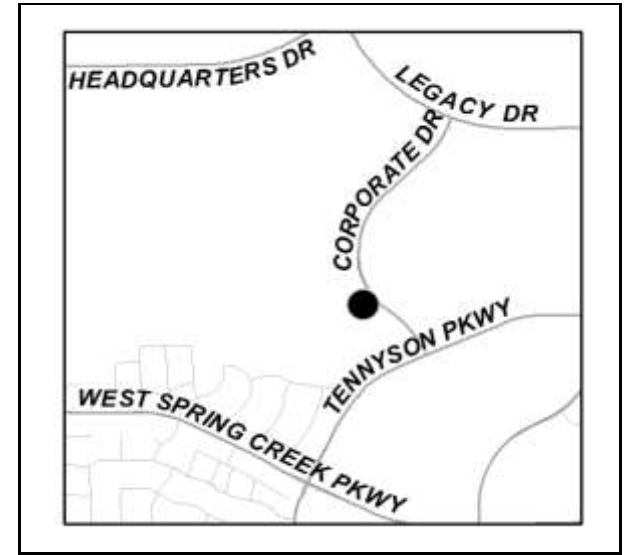
Start Date: Oct. 2025

Description:

Completion Date: Sep. 2028

Future routine repairs and maintenance at the fire station located at 6901 Corporate Dr built in 2011. This facility covers 11,300 square feet with three apparatus bays and accomodates up to 11 fire personnel.

Project Numbers TBD



EXPENDITURES	Prior Years	Re-Estimate	2024-25	2025-26	2026-27	2027-28	2028-29	Future Yrs	Total
Land	0	0	0	0	0	0	0	0	0
Design	7,600	0	0	0	0	0	0	0	7,600
Construction	121,789	0	0	140,000	0	10,000	0	0	271,789
Equipment	9,700	0	0	12,000	0	0	0	0	21,700
TOTAL	139,089	0	0	152,000	0	10,000	0	0	301,089

REVENUES	Prior Years	Re-Estimate	2024-25	2025-26	2026-27	2027-28	2028-29	Future Yrs	Total
CMF	139,389	0	0	152,000	0	10,000	0	0	301,389
N/A	0	0	0	0	0	0	0	0	0
N/A	0	0	0	0	0	0	0	0	0
TOTAL	139,389	0	0	152,000	0	10,000	0	0	301,389

OPERATING BUDGET IMPACT	2024-25	2025-26	2026-27	2027-28	2028-29	Future Yrs	Total
	0	0	0	0	0	0	0

CITY OF PLANO

COMMUNITY INVESTMENT PROGRAM

Project Name: 101 - Fire Station 13 Daiken System

Project Number: 54533

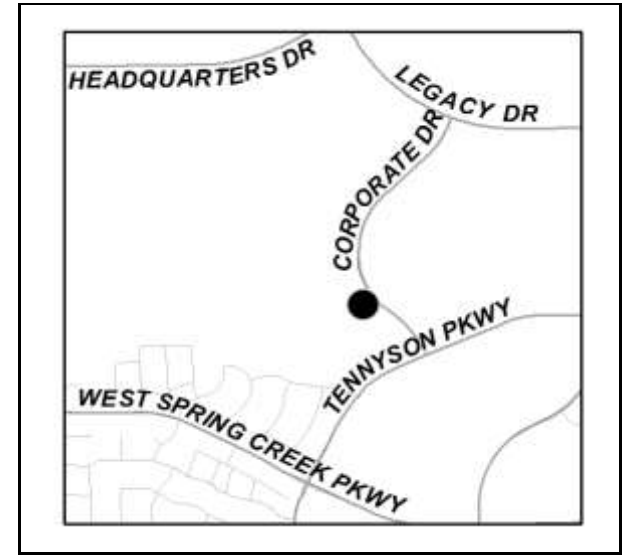
Start Date: Mar. 2022

Description:

Completion Date: Oct. 2024

Upgrade Daiken system at the fire station located at 6901 Corporate Dr.

Project FAC-F-7498



EXPENDITURES	Prior Years	Re-Estimate	2024-25	2025-26	2026-27	2027-28	2028-29	Future Yrs	Total
Land	0	0	0	0	0	0	0	0	0
Design	4,000	0	0	0	0	0	0	0	4,000
Construction	52,154	2,300	0	0	0	0	0	0	54,454
Equipment	0	0	0	0	0	0	0	0	0
TOTAL	56,154	2,300	0	0	0	0	0	0	58,454

REVENUES	Prior Years	Re-Estimate	2024-25	2025-26	2026-27	2027-28	2028-29	Future Yrs	Total
CMF	56,154	2,300	0	0	0	0	0	0	58,454
N/A	0	0	0	0	0	0	0	0	0
N/A	0	0	0	0	0	0	0	0	0
TOTAL	56,154	2,300	0	0	0	0	0	0	58,454

OPERATING BUDGET IMPACT	2024-25	2025-26	2026-27	2027-28	2028-29	Future Yrs	Total
	0	0	0	0	0	0	0

CITY OF PLANO

COMMUNITY INVESTMENT PROGRAM

Project Name: 101 - Fire Station 13 Generator

Project Number: 54534

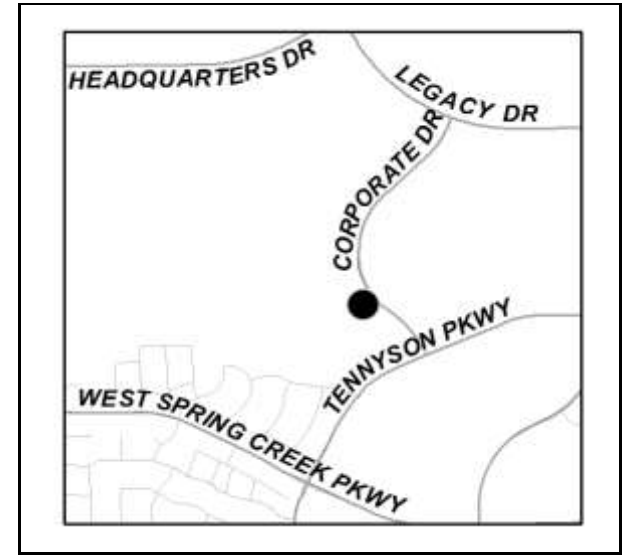
Start Date: Mar. 2021

Description:

Completion Date: Sep. 2024

Re-utilized existing generator & modify ATS at the fire station located at 6901 Corporate Dr .

Project FAC-F-7401



EXPENDITURES	Prior Years	Re-Estimate	2024-25	2025-26	2026-27	2027-28	2028-29	Future Yrs	Total
Land	0	0	0	0	0	0	0	0	0
Design	0	0	0	0	0	0	0	0	0
Construction	560	30,000	0	0	0	0	0	0	30,560
Equipment	0	0	0	0	0	0	0	0	0
TOTAL	560	30,000	0	0	0	0	0	0	30,560

REVENUES	Prior Years	Re-Estimate	2024-25	2025-26	2026-27	2027-28	2028-29	Future Yrs	Total
CMF	560	30,000	0	0	0	0	0	0	30,560
N/A	0	0	0	0	0	0	0	0	0
N/A	0	0	0	0	0	0	0	0	0
TOTAL	560	30,000	0	0	0	0	0	0	30,560

OPERATING BUDGET IMPACT	2024-25	2025-26	2026-27	2027-28	2028-29	Future Yrs	Total
	0	0	0	0	0	0	0

CITY OF PLANO

COMMUNITY INVESTMENT PROGRAM

Project Name: 102 - Oak Point Nature & Retreat Center

Project Number: 356941

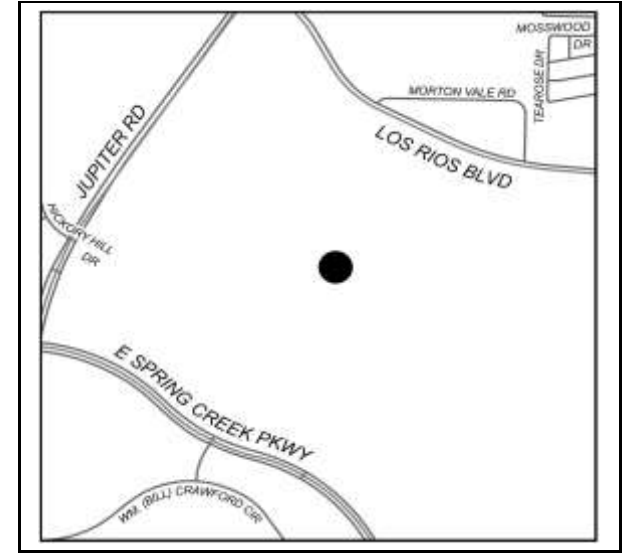
Start Date: Oct. 2027

Description:

Completion Date: Sep. 2028

Future routine repair and maintenance of facility located at 5901 Los Rio Boulevard that was constructed in 2015..

Project Numbers TBD



EXPENDITURES	Prior Years	Re-Estimate	2024-25	2025-26	2026-27	2027-28	2028-29	Future Yrs	Total
Land	0	0	0	0	0	0	0	0	0
Design	6,300	0	0	0	0	0	0	0	6,300
Construction	56,022	0	0	0	0	30,000	0	0	86,022
Equipment	0	0	0	0	0	0	0	0	0
TOTAL	62,322	0	0	0	0	30,000	0	0	92,322

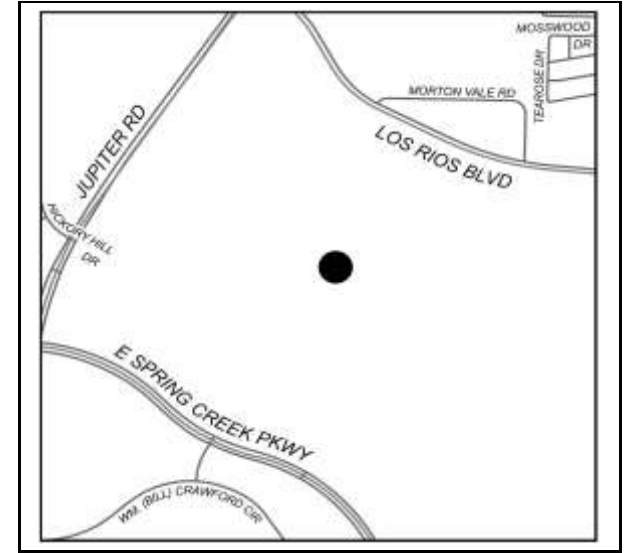
REVENUES	Prior Years	Re-Estimate	2024-25	2025-26	2026-27	2027-28	2028-29	Future Yrs	Total
CMF	62,322	0	0	0	0	30,000	0	0	92,322
N/A	0	0	0	0	0	0	0	0	0
N/A	0	0	0	0	0	0	0	0	0
TOTAL	62,322	0	0	0	0	30,000	0	0	92,322

OPERATING BUDGET IMPACT	2024-25	2025-26	2026-27	2027-28	2028-29	Future Yrs	Total
	0	0	0	0	0	0	0

CITY OF PLANO

COMMUNITY INVESTMENT PROGRAM

Project Name: 102 - Oak Point Nature & Retreat Center Tower Leak Repair
Project Number: 54556 **Start Date:** Oct. 2021
Description: **Completion Date:** Sep. 2025
 Repair leaks in tower water feature in facility located at 5901 Los Rio Boulevard.
 Project FAC-F-7433



EXPENDITURES	Prior Years	Re-Estimate	2024-25	2025-26	2026-27	2027-28	2028-29	Future Yrs	Total
Land	0	0	0	0	0	0	0	0	0
Design	0	0	0	0	0	0	0	0	0
Construction	0	9,450	134,250	0	0	0	0	0	143,700
Equipment	0	0	0	0	0	0	0	0	0
TOTAL	0	9,450	134,250	0	0	0	0	0	143,700

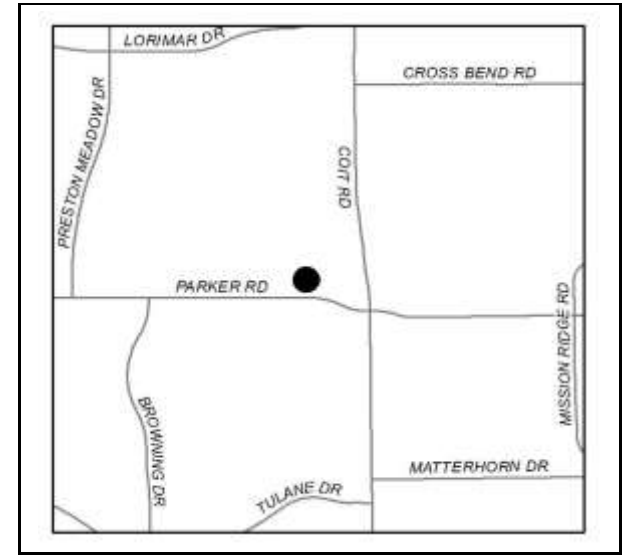
REVENUES	Prior Years	Re-Estimate	2024-25	2025-26	2026-27	2027-28	2028-29	Future Yrs	Total
CMF	0	9,450	134,250	0	0	0	0	0	143,700
N/A	0	0	0	0	0	0	0	0	0
N/A	0	0	0	0	0	0	0	0	0
TOTAL	0	9,450	134,250	0	0	0	0	0	143,700

OPERATING BUDGET IMPACT	2024-25	2025-26	2026-27	2027-28	2028-29	Future Yrs	Total
	0	0	0	0	0	0	0

CITY OF PLANO

COMMUNITY INVESTMENT PROGRAM

Project Name: 106 - Fire Logistics - Replace Gate Operator
Project Number: 356026 **Start Date:** Oct. 2021
Description: **Completion Date:** Sep. 2024
 Replace Gate Operator at the facility located at 4121 W. Parker Road
 Project FAC-F-00007



EXPENDITURES	Prior Years	Re-Estimate	2024-25	2025-26	2026-27	2027-28	2028-29	Future Yrs	Total
Land	0	0	0	0	0	0	0	0	0
Design	0	0	0	0	0	0	0	0	0
Construction	0	30,439	0	0	0	0	0	0	30,439
Equipment	0	0	0	0	0	0	0	0	0
TOTAL	0	30,439	0	0	0	0	0	0	30,439

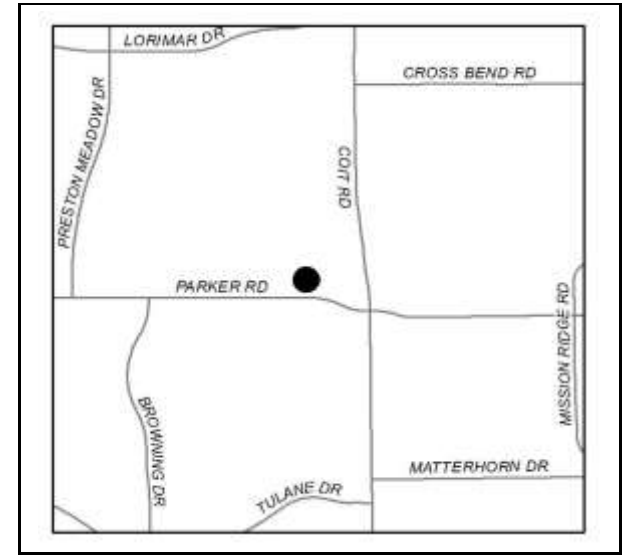
REVENUES	Prior Years	Re-Estimate	2024-25	2025-26	2026-27	2027-28	2028-29	Future Yrs	Total
CMF	0	30,439	0	0	0	0	0	0	30,439
N/A	0	0	0	0	0	0	0	0	0
N/A	0	0	0	0	0	0	0	0	0
TOTAL	0	30,439	0	0	0	0	0	0	30,439

OPERATING BUDGET IMPACT	2024-25	2025-26	2026-27	2027-28	2028-29	Future Yrs	Total
	0	0	0	0	0	0	0

CITY OF PLANO

COMMUNITY INVESTMENT PROGRAM

Project Name: 106 - Fire Logistics Warehouse - Interior Paint
Project Number: 356117 **Start Date:** Oct. 2023
Description: **Completion Date:** Sep. 2026
 Interior Paint at the facility located at 4121 W. Parker Road
 Project FAC-F-00090



EXPENDITURES	Prior Years	Re-Estimate	2024-25	2025-26	2026-27	2027-28	2028-29	Future Yrs	Total
Land	0	0	0	0	0	0	0	0	0
Design	0	0	0	0	0	0	0	0	0
Construction	0	2,829	0	20,171	0	0	0	0	23,000
Equipment	0	0	0	0	0	0	0	0	0
TOTAL	0	2,829	0	20,171	0	0	0	0	23,000

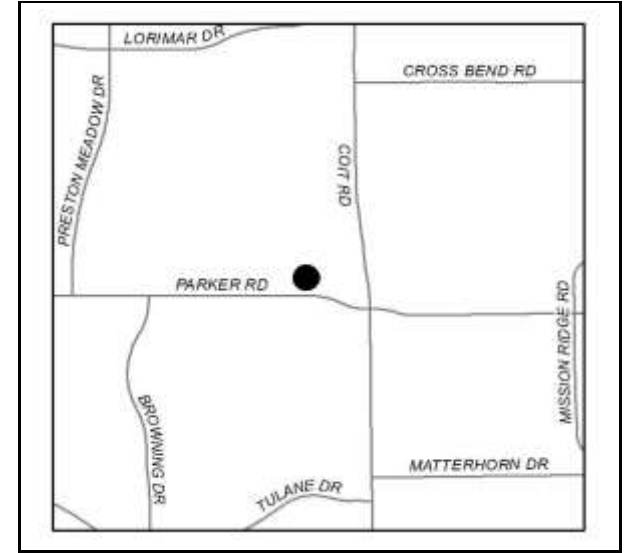
REVENUES	Prior Years	Re-Estimate	2024-25	2025-26	2026-27	2027-28	2028-29	Future Yrs	Total
CMF	0	2,829	0	20,171	0	0	0	0	23,000
N/A	0	0	0	0	0	0	0	0	0
N/A	0	0	0	0	0	0	0	0	0
TOTAL	0	2,829	0	20,171	0	0	0	0	23,000

OPERATING BUDGET IMPACT	2024-25	2025-26	2026-27	2027-28	2028-29	Future Yrs	Total
	0	0	0	0	0	0	0

CITY OF PLANO

COMMUNITY INVESTMENT PROGRAM

Project Name: 106 - Fire Logistics Warehouse - Replace Carpet
Project Number: 356116 **Start Date:** Oct. 2023
Description: **Completion Date:** Sep. 2026
 Replace carpet in the facility located at 4121 W. Parker Road
 Project FAC-F-00089



EXPENDITURES	Prior Years	Re-Estimate	2024-25	2025-26	2026-27	2027-28	2028-29	Future Yrs	Total
Land	0	0	0	0	0	0	0	0	0
Design	0	0	0	0	0	0	0	0	0
Construction	0	0	0	6,500	0	0	0	0	6,500
Equipment	0	0	0	0	0	0	0	0	0
TOTAL	0	0	0	6,500	0	0	0	0	6,500

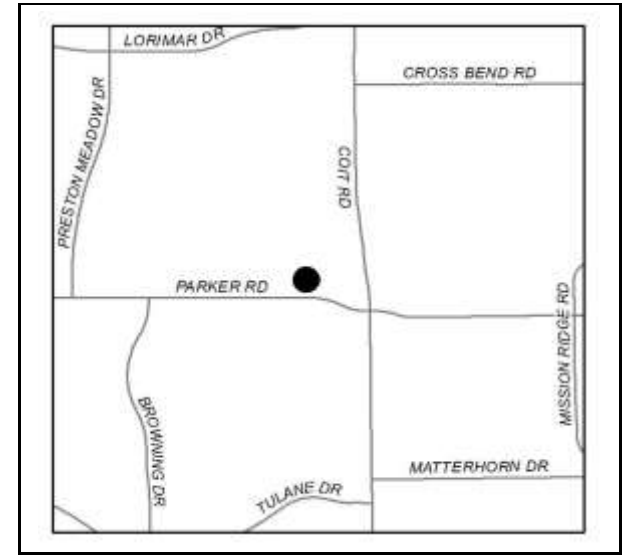
REVENUES	Prior Years	Re-Estimate	2024-25	2025-26	2026-27	2027-28	2028-29	Future Yrs	Total
CMF	0	0	0	6,500	0	0	0	0	6,500
N/A	0	0	0	0	0	0	0	0	0
N/A	0	0	0	0	0	0	0	0	0
TOTAL	0	0	0	6,500	0	0	0	0	6,500

OPERATING BUDGET IMPACT	2024-25	2025-26	2026-27	2027-28	2028-29	Future Yrs	Total
	0	0	0	0	0	0	0

CITY OF PLANO

COMMUNITY INVESTMENT PROGRAM

Project Name: 106 - Fire Logistics Warehouse - Resurface bay floor
Project Number: 356058 **Start Date:** Oct. 2023
Description: **Completion Date:** Sep. 2026
 Resurface bay floor of the facility located at 4121 W. Parker Road
 Project FAC-F-00036



EXPENDITURES	Prior Years	Re-Estimate	2024-25	2025-26	2026-27	2027-28	2028-29	Future Yrs	Total
Land	0	0	0	0	0	0	0	0	0
Design	0	0	0	0	0	0	0	0	0
Construction	0	0	0	20,000	0	0	0	0	20,000
Equipment	0	0	0	0	0	0	0	0	0
TOTAL	0	0	0	20,000	0	0	0	0	20,000

REVENUES	Prior Years	Re-Estimate	2024-25	2025-26	2026-27	2027-28	2028-29	Future Yrs	Total
CMF	0	0	0	20,000	0	0	0	0	20,000
N/A	0	0	0	0	0	0	0	0	0
N/A	0	0	0	0	0	0	0	0	0
TOTAL	0	0	0	20,000	0	0	0	0	20,000

OPERATING BUDGET IMPACT	2024-25	2025-26	2026-27	2027-28	2028-29	Future Yrs	Total
	0	0	0	0	0	0	0

CITY OF PLANO

COMMUNITY INVESTMENT PROGRAM

Project Name: 108 - Ridgeview Radio Tower

Project Number: 356939

Start Date: Oct. 2025

Description:

Completion Date: Sep. 2026

Future routine repair and maintenance of radio tower located at 2501 Ridgeview Drive.

Project Numbers TBD



EXPENDITURES	Prior Years	Re-Estimate	2024-25	2025-26	2026-27	2027-28	2028-29	Future Yrs	Total
Land	0	0	0	0	0	0	0	0	0
Design	0	0	0	0	0	0	0	0	0
Construction	21,574	0	0	72,500	0	0	0	0	94,074
Equipment	0	0	0	0	0	0	0	0	0
TOTAL	21,574	0	0	72,500	0	0	0	0	94,074

REVENUES	Prior Years	Re-Estimate	2024-25	2025-26	2026-27	2027-28	2028-29	Future Yrs	Total
CMF	21,574	0	0	72,500	0	0	0	0	94,074
N/A	0	0	0	0	0	0	0	0	0
N/A	0	0	0	0	0	0	0	0	0
TOTAL	21,574	0	0	72,500	0	0	0	0	94,074

OPERATING BUDGET IMPACT	2024-25	2025-26	2026-27	2027-28	2028-29	Future Yrs	Total
	0	0	0	0	0	0	0

CITY OF PLANO

COMMUNITY INVESTMENT PROGRAM

Project Name: 11 - Doghouse/Dozier Radio Tower

Project Number: 356993

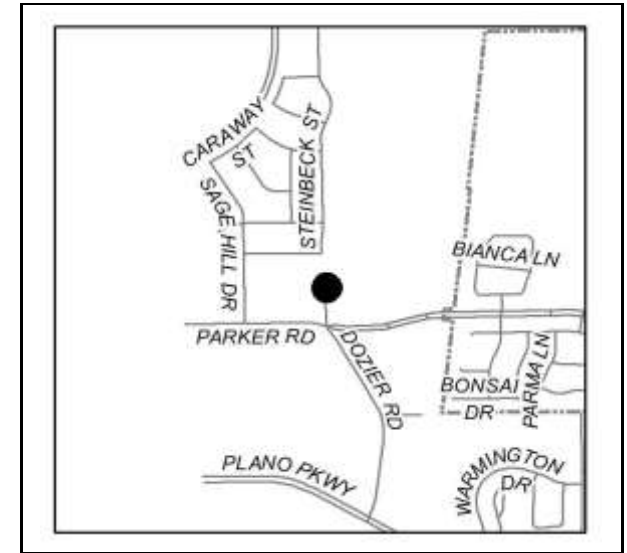
Start Date: Oct. 2025

Description:

Completion Date: Sep. 2026

Future routine repair and maintenance of the radio tower located at 2429 West Parker Road.

Project Numbers TBD



EXPENDITURES	Prior Years	Re-Estimate	2024-25	2025-26	2026-27	2027-28	2028-29	Future Yrs	Total
Land	0	0	0	0	0	0	0	0	0
Design	0	0	0	0	0	0	0	0	0
Construction	26,390	0	0	22,000	0	0	0	0	48,390
Equipment	0	0	0	28,000	0	0	0	0	28,000
TOTAL	26,390	0	0	50,000	0	0	0	0	76,390

REVENUES	Prior Years	Re-Estimate	2024-25	2025-26	2026-27	2027-28	2028-29	Future Yrs	Total
CMF	26,390	0	0	50,000	0	0	0	0	76,390
N/A	0	0	0	0	0	0	0	0	0
N/A	0	0	0	0	0	0	0	0	0
TOTAL	26,390	0	0	50,000	0	0	0	0	76,390

OPERATING BUDGET IMPACT	2024-25	2025-26	2026-27	2027-28	2028-29	Future Yrs	Total
	0	0	0	0	0	0	0

CITY OF PLANO

COMMUNITY INVESTMENT PROGRAM

Project Name: 11 - Radio Tower #3 - Replace UPS batteries
Project Number: 356054 **Start Date:** Oct. 2023
Description: **Completion Date:** Sep. 2025
 Replace UPS batteries
 Project FAC-F-00033



EXPENDITURES	Prior Years	Re-Estimate	2024-25	2025-26	2026-27	2027-28	2028-29	Future Yrs	Total
Land	0	0	0	0	0	0	0	0	0
Design	0	0	0	0	0	0	0	0	0
Construction	0	0	10,000	0	0	0	0	0	10,000
Equipment	0	0	0	0	0	0	0	0	0
TOTAL	0	0	10,000	0	0	0	0	0	10,000

REVENUES	Prior Years	Re-Estimate	2024-25	2025-26	2026-27	2027-28	2028-29	Future Yrs	Total
CMF	0	0	10,000	0	0	0	0	0	10,000
N/A	0	0	0	0	0	0	0	0	0
N/A	0	0	0	0	0	0	0	0	0
TOTAL	0	0	10,000	0	0	0	0	0	10,000

OPERATING BUDGET IMPACT	2024-25	2025-26	2026-27	2027-28	2028-29	Future Yrs	Total
	0	0	0	0	0	0	0

CITY OF PLANO

COMMUNITY INVESTMENT PROGRAM

Project Name: 111 - N Avenue Radio Tower

Project Number: 356938

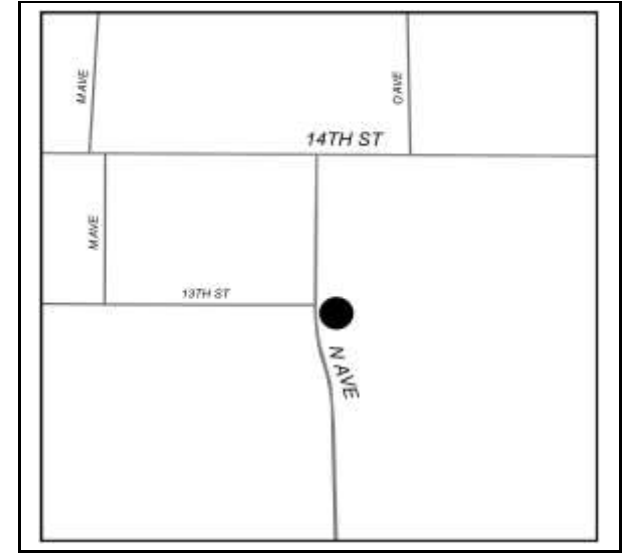
Start Date: Jan. 2019

Description:

Completion Date: Sep. 2026

Future routine repair and maintenance of radio tower located at 1300 N Avenue.

Project Numbers TBD



EXPENDITURES	Prior Years	Re-Estimate	2024-25	2025-26	2026-27	2027-28	2028-29	Future Yrs	Total
Land	0	0	0	0	0	0	0	0	0
Design	0	0	0	0	0	0	0	0	0
Construction	18,133	0	0	82,000	0	0	0	0	100,133
Equipment	0	0	0	0	0	0	0	0	0
TOTAL	18,133	0	0	82,000	0	0	0	0	100,133

REVENUES	Prior Years	Re-Estimate	2024-25	2025-26	2026-27	2027-28	2028-29	Future Yrs	Total
CMF	18,133	0	0	82,000	0	0	0	0	100,133
N/A	0	0	0	0	0	0	0	0	0
N/A	0	0	0	0	0	0	0	0	0
TOTAL	18,133	0	0	82,000	0	0	0	0	100,133

OPERATING BUDGET IMPACT	2024-25	2025-26	2026-27	2027-28	2028-29	Future Yrs	Total
	0	0	0	0	0	0	0

CITY OF PLANO

COMMUNITY INVESTMENT PROGRAM

Project Name: 112 - Mapleshade Lift Station-Replace AC Unit

Project Number: 356031

Start Date: Oct. 2023

Description:

Completion Date: Sep. 2026

Replace AC Unit at the facility located just north of the President George Bush Turnpike access Road west of Coit Road.

Project FAC-F-00010



EXPENDITURES	Prior Years	Re-Estimate	2024-25	2025-26	2026-27	2027-28	2028-29	Future Yrs	Total
Land	0	0	0	0	0	0	0	0	0
Design	0	0	0	0	0	0	0	0	0
Construction	0	0	0	30,000	0	0	0	0	30,000
Equipment	0	0	0	0	0	0	0	0	0
TOTAL	0	0	0	30,000	0	0	0	0	30,000

REVENUES	Prior Years	Re-Estimate	2024-25	2025-26	2026-27	2027-28	2028-29	Future Yrs	Total
CMF	0	0	0	30,000	0	0	0	0	30,000
N/A	0	0	0	0	0	0	0	0	0
N/A	0	0	0	0	0	0	0	0	0
TOTAL	0	0	0	30,000	0	0	0	0	30,000

OPERATING BUDGET IMPACT	2024-25	2025-26	2026-27	2027-28	2028-29	Future Yrs	Total
	0	0	0	0	0	0	0

CITY OF PLANO

COMMUNITY INVESTMENT PROGRAM

Project Name: 115 - Schoolhouse Radio Tower

Project Number: 356937

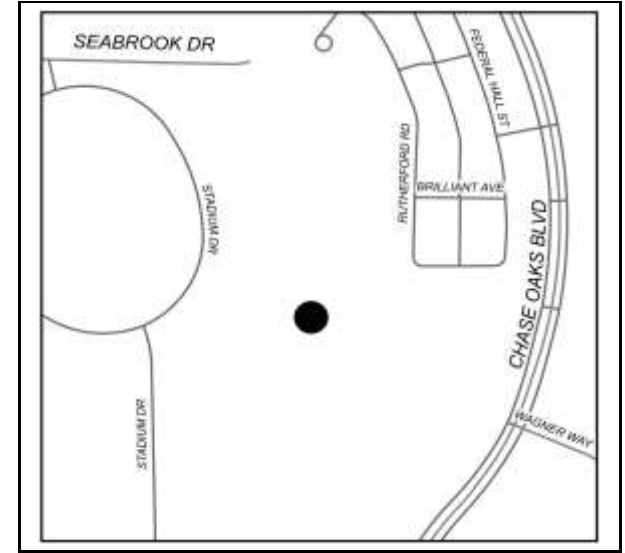
Start Date: Oct. 2025

Description:

Completion Date: Sep. 2026

Future routine repair and maintenance of the radio tower located at 435 West Spring Creek Parkway.

Project Numbers TBD



EXPENDITURES	Prior Years	Re-Estimate	2024-25	2025-26	2026-27	2027-28	2028-29	Future Yrs	Total
Land	0	0	0	0	0	0	0	0	0
Design	1,490	0	0	0	0	0	0	0	1,490
Construction	18,384	0	0	22,000	0	0	0	0	40,384
Equipment	0	0	0	0	0	0	0	0	0
TOTAL	19,874	0	0	22,000	0	0	0	0	41,874

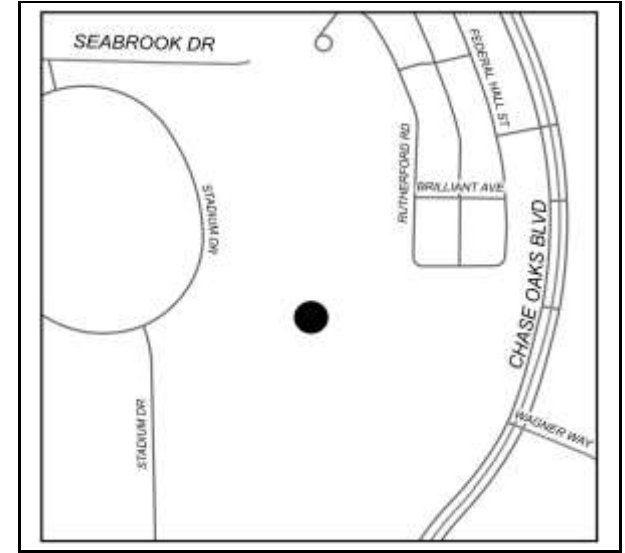
REVENUES	Prior Years	Re-Estimate	2024-25	2025-26	2026-27	2027-28	2028-29	Future Yrs	Total
CMF	19,874	0	0	22,000	0	0	0	0	41,874
N/A	0	0	0	0	0	0	0	0	0
N/A	0	0	0	0	0	0	0	0	0
TOTAL	19,874	0	0	22,000	0	0	0	0	41,874

OPERATING BUDGET IMPACT	2024-25	2025-26	2026-27	2027-28	2028-29	Future Yrs	Total
	0	0	0	0	0	0	0

CITY OF PLANO

COMMUNITY INVESTMENT PROGRAM

Project Name: 115 - Schoolhouse Radio Tower Generator
Project Number: 54547 **Start Date:** Oct. 2022
Description: **Completion Date:** Nov. 2026
 Replace generator for the radio tower located at 435 West Spring Creek Parkway
 Project FAC-F-7604



EXPENDITURES	Prior Years	Re-Estimate	2024-25	2025-26	2026-27	2027-28	2028-29	Future Yrs	Total
Land	0	0	0	0	0	0	0	0	0
Design	0	0	0	0	0	0	0	0	0
Construction	0	18,154	43,197	108,649	0	0	0	0	170,000
Equipment	0	0	0	0	0	0	0	0	0
TOTAL	0	18,154	43,197	108,649	0	0	0	0	170,000

REVENUES	Prior Years	Re-Estimate	2024-25	2025-26	2026-27	2027-28	2028-29	Future Yrs	Total
CMF	0	18,154	43,197	108,649	0	0	0	0	170,000
N/A	0	0	0	0	0	0	0	0	0
N/A	0	0	0	0	0	0	0	0	0
TOTAL	0	18,154	43,197	108,649	0	0	0	0	170,000

OPERATING BUDGET IMPACT	2024-25	2025-26	2026-27	2027-28	2028-29	Future Yrs	Total
	0	0	0	0	0	0	0

CITY OF PLANO

COMMUNITY INVESTMENT PROGRAM

Project Name: 12 - Shiloh Pump Station Generator

Project Number: 54563

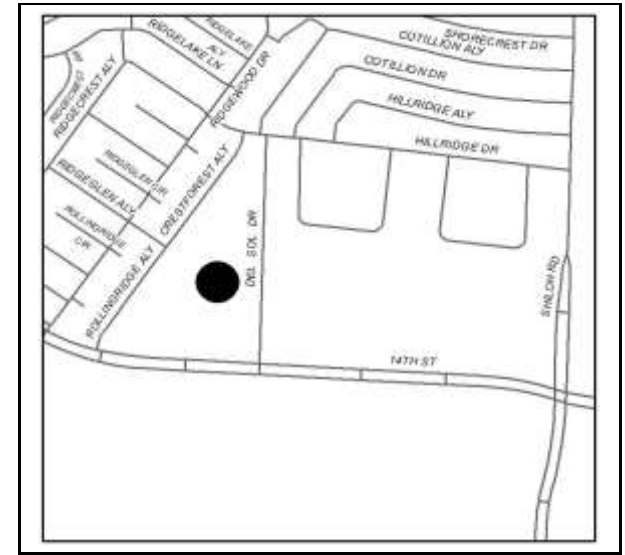
Start Date: Oct. 202

Description:

Completion Date: Oct. 2024

Emergency Generator Replacement at the facility located at FM 544 and Shiloh Road.

Project FAC-F-7472



EXPENDITURES	Prior Years	Re-Estimate	2024-25	2025-26	2026-27	2027-28	2028-29	Future Yrs	Total
Land	0	0	0	0	0	0	0	0	0
Design	0	0	0	0	0	0	0	0	0
Construction	17,370	0	207,721	124,909	0	0	0	0	350,000
Equipment	0	0	0	0	0	0	0	0	0
TOTAL	17,370	0	207,721	124,909	0	0	0	0	350,000

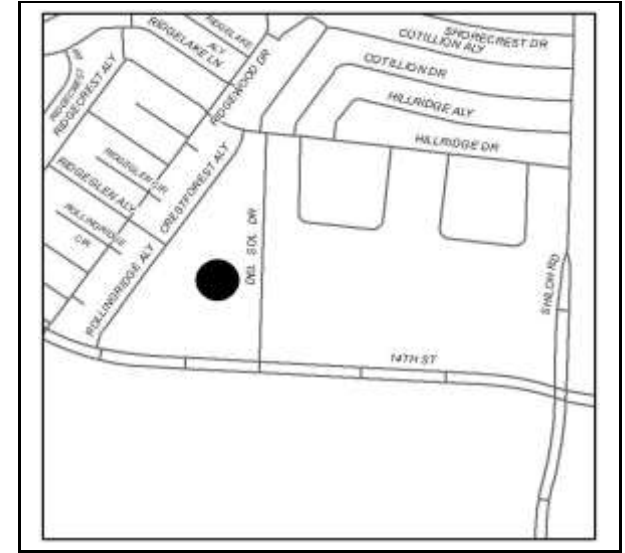
REVENUES	Prior Years	Re-Estimate	2024-25	2025-26	2026-27	2027-28	2028-29	Future Yrs	Total
CMF	17,370	0	207,721	124,909	0	0	0	0	350,000
N/A	0	0	0	0	0	0	0	0	0
N/A	0	0	0	0	0	0	0	0	0
TOTAL	17,370	0	207,721	124,909	0	0	0	0	350,000

OPERATING BUDGET IMPACT	2024-25	2025-26	2026-27	2027-28	2028-29	Future Yrs	Total
	0	0	0	0	0	0	0

CITY OF PLANO

COMMUNITY INVESTMENT PROGRAM

Project Name: 12 - Shiloh Pump Stn - Replace AC Units
Project Number: 356030 **Start Date:** Oct. 2023
Description: **Completion Date:** Sep. 2024
 Replace AC Units at the facility located at FM 544 and Shiloh Road
 Project FAC-F-00009



EXPENDITURES	Prior Years	Re-Estimate	2024-25	2025-26	2026-27	2027-28	2028-29	Future Yrs	Total
Land	0	0	0	0	0	0	0	0	0
Design	0	0	0	0	0	0	0	0	0
Construction	0	16,019	0	0	0	0	0	0	16,019
Equipment	0	0	0	0	0	0	0	0	0
TOTAL	0	16,019	0	0	0	0	0	0	16,019

REVENUES	Prior Years	Re-Estimate	2024-25	2025-26	2026-27	2027-28	2028-29	Future Yrs	Total
CMF	0	16,019	0	0	0	0	0	0	16,019
N/A	0	0	0	0	0	0	0	0	0
N/A	0	0	0	0	0	0	0	0	0
TOTAL	0	16,019	0	0	0	0	0	0	16,019

OPERATING BUDGET IMPACT	2024-25	2025-26	2026-27	2027-28	2028-29	Future Yrs	Total
	0	0	0	0	0	0	0

CITY OF PLANO

COMMUNITY INVESTMENT PROGRAM

Project Name: 121 - Saigling House

Project Number: 356936

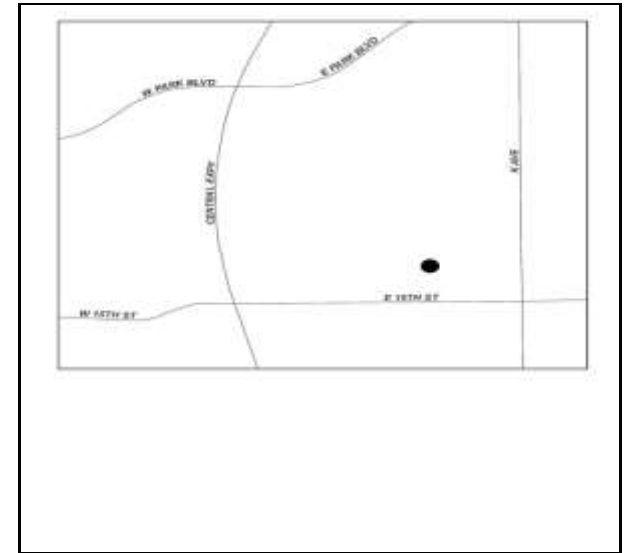
Start Date: Oct. 2012

Description:

Completion Date: Sep. 2028

Routine repair and maintenance of facility located at 902 East 16th Street that was acquired in 2017 and covers 3,937 square feet.

2026-27: Interior & Exterior Paint - \$110K



EXPENDITURES	Prior Years	Re-Estimate	2024-25	2025-26	2026-27	2027-28	2028-29	Future Yrs	Total
Land	0	0	0	0	0	0	0	0	0
Design	811,676	0	0	0	0	0	0	0	811,676
Construction	1,039,706	0	0	0	90,500	59,500	0	0	1,189,706
Equipment	5,404	0	0	0	0	0	0	0	5,404
TOTAL	1,856,786	0	0	0	90,500	59,500	0	0	2,006,786

REVENUES	Prior Years	Re-Estimate	2024-25	2025-26	2026-27	2027-28	2028-29	Future Yrs	Total
CMF	1,856,786	0	0	0	90,500	59,500	0	0	2,006,786
N/A	0	0	0	0	0	0	0	0	0
N/A	0	0	0	0	0	0	0	0	0
TOTAL	1,856,786	0	0	0	90,500	59,500	0	0	2,006,786

OPERATING BUDGET IMPACT	2024-25	2025-26	2026-27	2027-28	2028-29	Future Yrs	Total
	0	0	0	0	0	0	0

CITY OF PLANO

COMMUNITY INVESTMENT PROGRAM

Project Name: 13 - Stadium Pump Station

Project Number: 356992

Start Date: Oct. 2025

Description:

Completion Date: Sep. 2028

Future routine repair and maintenance of facility located at 6601 Alma Road that was built in 1995 and covers 8,322 square feet.

Project Numbers TBD



EXPENDITURES	Prior Years	Re-Estimate	2024-25	2025-26	2026-27	2027-28	2028-29	Future Yrs	Total
Land	0	0	0	0	0	0	0	0	0
Design	17,636	0	0	0	0	0	0	0	17,636
Construction	203,506	0	0	145,000	0	45,000	0	0	393,506
Equipment	5,264	0	0	0	0	0	0	0	5,264
TOTAL	226,406	0	0	145,000	0	45,000	0	0	416,406

REVENUES	Prior Years	Re-Estimate	2024-25	2025-26	2026-27	2027-28	2028-29	Future Yrs	Total
CMF	226,406	0	0	145,000	0	45,000	0	0	416,406
N/A	0	0	0	0	0	0	0	0	0
N/A	0	0	0	0	0	0	0	0	0
TOTAL	226,406	0	0	145,000	0	45,000	0	0	416,406

OPERATING BUDGET IMPACT	2024-25	2025-26	2026-27	2027-28	2028-29	Future Yrs	Total
	0	0	0	0	0	0	0

CITY OF PLANO

COMMUNITY INVESTMENT PROGRAM

Project Name: 137 - Legacy West Police Substation

Project Number: 356935

Start Date: Oct. 2026

Description:

Completion Date: Sep. 2027

Future routine maintenance and repairs at the facility located at 7200 Bishop Rd.

Project Numbers TBD



EXPENDITURES	Prior Years	Re-Estimate	2024-25	2025-26	2026-27	2027-28	2028-29	Future Yrs	Total
Land	0	0	0	0	0	0	0	0	0
Design	0	0	0	0	0	0	0	0	0
Construction	0	0	0	0	28,500	0	0	0	28,500
Equipment	0	0	0	0	0	0	0	0	0
TOTAL	0	0	0	0	28,500	0	0	0	28,500

REVENUES	Prior Years	Re-Estimate	2024-25	2025-26	2026-27	2027-28	2028-29	Future Yrs	Total
CMF	0	0	0	0	28,500	0	0	0	28,500
N/A	0	0	0	0	0	0	0	0	0
N/A	0	0	0	0	0	0	0	0	0
TOTAL	0	0	0	0	28,500	0	0	0	28,500

OPERATING BUDGET IMPACT	2024-25	2025-26	2026-27	2027-28	2028-29	Future Yrs	Total
	0	0	0	0	0	0	0

CITY OF PLANO

COMMUNITY INVESTMENT PROGRAM

Project Name: 14 - Custer Pump Station

Project Number: 356991

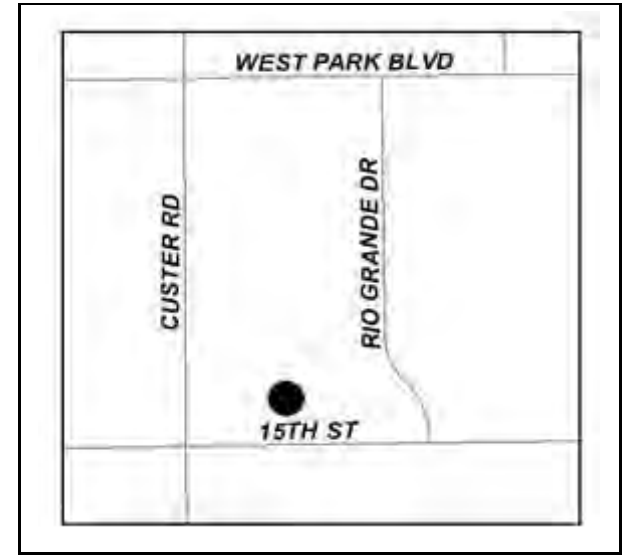
Start Date: Oct. 2026

Description:

Completion Date: Sep. 2028

Future routine repair and maintenance of facility located at 1001 West 15th Street that was built in 1990 and covers 4,956 square feet.

Project Numbers TBD



EXPENDITURES	Prior Years	Re-Estimate	2024-25	2025-26	2026-27	2027-28	2028-29	Future Yrs	Total
Land	0	0	0	0	0	0	0	0	0
Design	11,946	0	0	0	0	0	0	0	11,946
Construction	69,741	0	0	0	85,000	95,000	0	0	249,741
Equipment	15,279	0	0	0	0	0	0	0	15,279
TOTAL	96,966	0	0	0	85,000	95,000	0	0	276,966

REVENUES	Prior Years	Re-Estimate	2024-25	2025-26	2026-27	2027-28	2028-29	Future Yrs	Total
CMF	96,966	0	0	0	85,000	95,000	0	0	276,966
N/A	0	0	0	0	0	0	0	0	0
N/A	0	0	0	0	0	0	0	0	0
TOTAL	96,966	0	0	0	85,000	95,000	0	0	276,966

OPERATING BUDGET IMPACT	2024-25	2025-26	2026-27	2027-28	2028-29	Future Yrs	Total
	0	0	0	0	0	0	0

CITY OF PLANO

COMMUNITY INVESTMENT PROGRAM

Project Name: 140 - Fire Training Center

Project Number: 356933

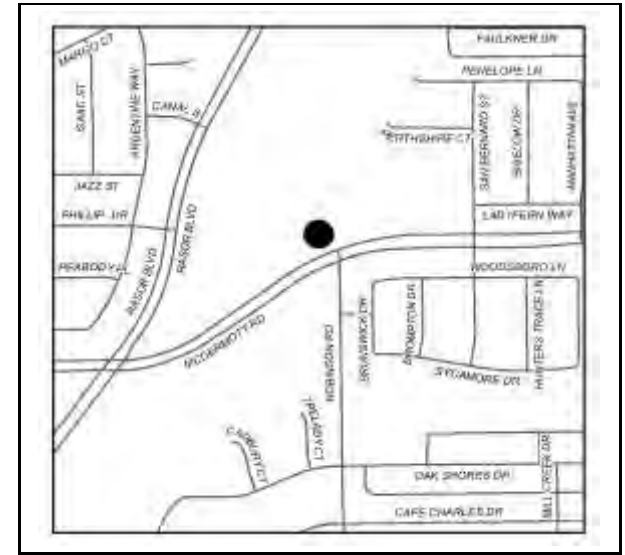
Start Date: Oct. 2024

Description:

Completion Date: Sep. 2027

Future routine maintenance and repairs at the Fire Training Center facility located at the northwest corner of McDermott Road and Robinson Road.

Project Numbers TBD



EXPENDITURES	Prior Years	Re-Estimate	2024-25	2025-26	2026-27	2027-28	2028-29	Future Yrs	Total
Land	0	0	0	0	0	0	0	0	0
Design	0	0	0	0	0	0	0	0	0
Construction	0	0	40,000	156,150	3,750	0	0	0	199,900
Equipment	0	0	0	0	0	0	0	0	0
TOTAL	0	0	40,000	156,150	3,750	0	0	0	199,900

REVENUES	Prior Years	Re-Estimate	2024-25	2025-26	2026-27	2027-28	2028-29	Future Yrs	Total
CMF	0	0	40,000	156,150	3,750	0	0	0	199,900
N/A	0	0	0	0	0	0	0	0	0
N/A	0	0	0	0	0	0	0	0	0
TOTAL	0	0	40,000	156,150	3,750	0	0	0	199,900

OPERATING BUDGET IMPACT	2024-25	2025-26	2026-27	2027-28	2028-29	Future Yrs	Total
	0	0	0	0	0	0	0

CITY OF PLANO

COMMUNITY INVESTMENT PROGRAM

Project Name: 140 - Fire Training Center Generator

Project Number: 54537

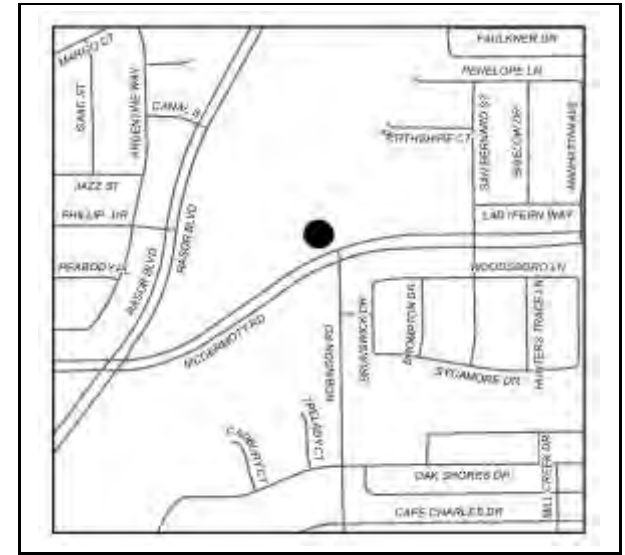
Start Date: Oct. 2022

Description:

Completion Date: Nov. 2026

Install a 200 kW Generator at Fire Training Center facility located at the northwest corner of McDermott Road and Robinson Road.

Project FAC-F-7613



EXPENDITURES	Prior Years	Re-Estimate	2024-25	2025-26	2026-27	2027-28	2028-29	Future Yrs	Total
Land	0	0	0	0	0	0	0	0	0
Design	3,800	5,700	0	0	0	0	0	0	9,500
Construction	0	0	0	350,500	0	0	0	0	350,500
Equipment	0	0	0	0	0	0	0	0	0
TOTAL	3,800	5,700	0	350,500	0	0	0	0	360,000

REVENUES	Prior Years	Re-Estimate	2024-25	2025-26	2026-27	2027-28	2028-29	Future Yrs	Total
CMF	3,800	5,700	0	350,500	0	0	0	0	360,000
N/A	0	0	0	0	0	0	0	0	0
N/A	0	0	0	0	0	0	0	0	0
TOTAL	3,800	5,700	0	350,500	0	0	0	0	360,000

OPERATING BUDGET IMPACT	2024-25	2025-26	2026-27	2027-28	2028-29	Future Yrs	Total
	0	0	0	0	0	0	0

CITY OF PLANO

COMMUNITY INVESTMENT PROGRAM

Project Name: 141/66 - NW PD and EOC - Car Ports at 802 and EOC

Project Number: 356027

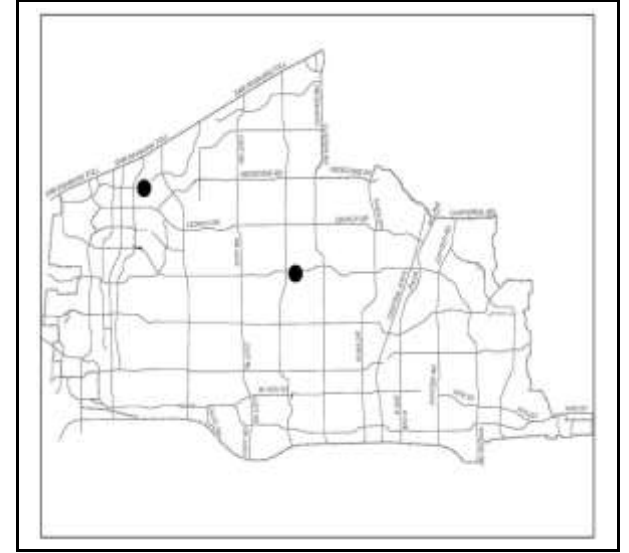
Start Date: Apr. 2022

Description:

Completion Date: Sep. 2024

Install vehicle canopies for parking lots at of facilities located at 4640 McDermott Rd and 4121 W. Parker Road

Project FAC-F-7511



EXPENDITURES	Prior Years	Re-Estimate	2024-25	2025-26	2026-27	2027-28	2028-29	Future Yrs	Total
Land	0	0	0	0	0	0	0	0	0
Design	32,437	0	0	0	0	0	0	0	32,437
Construction	0	1,512,860	0	0	0	0	0	0	1,512,860
Equipment	0	0	0	0	0	0	0	0	0
TOTAL	32,437	1,512,860	0	0	0	0	0	0	1,545,297

REVENUES	Prior Years	Re-Estimate	2024-25	2025-26	2026-27	2027-28	2028-29	Future Yrs	Total
CMF	32,437	1,512,860	0	0	0	0	0	0	1,545,297
N/A	0	0	0	0	0	0	0	0	0
N/A	0	0	0	0	0	0	0	0	0
TOTAL	32,437	1,512,860	0	0	0	0	0	0	1,545,297

OPERATING BUDGET IMPACT	2024-25	2025-26	2026-27	2027-28	2028-29	Future Yrs	Total
	0	0	0	0	0	0	0

CITY OF PLANO

COMMUNITY INVESTMENT PROGRAM

Project Name: 143 - Hi Point Maint - Waterproofing

Project Number: 356109

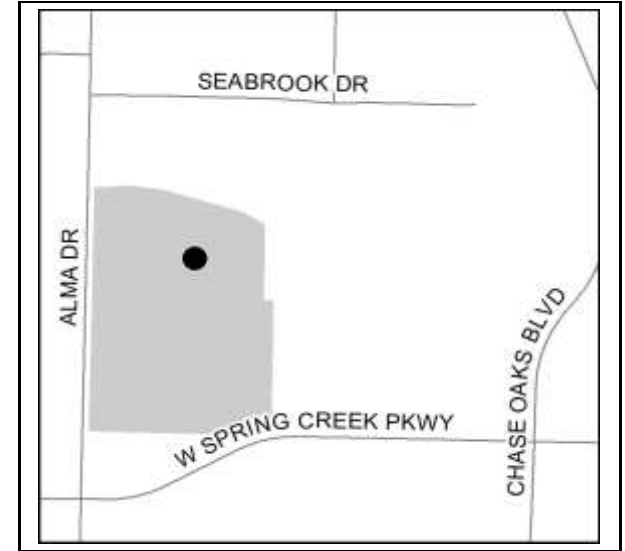
Start Date: Oct. 2023

Description:

Completion Date: Sep. 2025

Overhead Door Waterproofing of the facility located at 6512 Alma Dr.

Project FAC-F-00082



EXPENDITURES	Prior Years	Re-Estimate	2024-25	2025-26	2026-27	2027-28	2028-29	Future Yrs	Total
Land	0	0	0	0	0	0	0	0	0
Design	0	0	25,000	0	0	0	0	0	25,000
Construction	0	0	125,000	0	0	0	0	0	125,000
Equipment	0	0	0	0	0	0	0	0	0
TOTAL	0	0	150,000	0	0	0	0	0	150,000

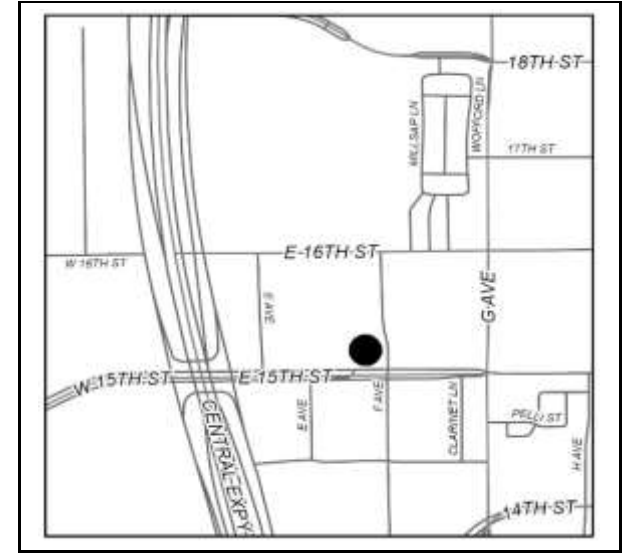
REVENUES	Prior Years	Re-Estimate	2024-25	2025-26	2026-27	2027-28	2028-29	Future Yrs	Total
CMF	0	0	150,000	0	0	0	0	0	150,000
N/A	0	0	0	0	0	0	0	0	0
N/A	0	0	0	0	0	0	0	0	0
TOTAL	0	0	150,000	0	0	0	0	0	150,000

OPERATING BUDGET IMPACT	2024-25	2025-26	2026-27	2027-28	2028-29	Future Yrs	Total
	0	0	0	0	0	0	0

CITY OF PLANO

COMMUNITY INVESTMENT PROGRAM

Project Name: 145 - Neighborhood Services - Add booster pump
Project Number: 356049 **Start Date:** Oct. 2023
Description: **Completion Date:** Sep. 2024
 Add booster pump to reduce the water hammer problem at the facility located at 777 E. 15th Street
 Project FAC-F-00027



EXPENDITURES	Prior Years	Re-Estimate	2024-25	2025-26	2026-27	2027-28	2028-29	Future Yrs	Total
Land	0	0	0	0	0	0	0	0	0
Design	0	0	0	0	0	0	0	0	0
Construction	0	13,126	0	0	0	0	0	0	13,126
Equipment	0	0	0	0	0	0	0	0	0
TOTAL	0	13,126	0	0	0	0	0	0	13,126

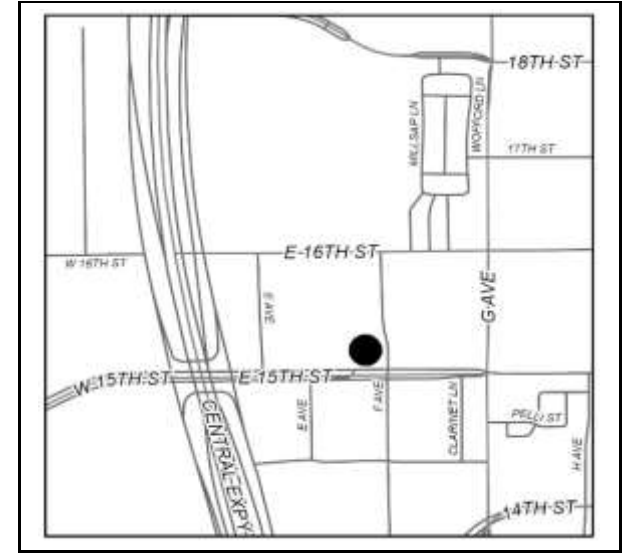
REVENUES	Prior Years	Re-Estimate	2024-25	2025-26	2026-27	2027-28	2028-29	Future Yrs	Total
CMF	0	13,126	0	0	0	0	0	0	13,126
N/A	0	0	0	0	0	0	0	0	0
N/A	0	0	0	0	0	0	0	0	0
TOTAL	0	13,126	0	0	0	0	0	0	13,126

OPERATING BUDGET IMPACT	2024-25	2025-26	2026-27	2027-28	2028-29	Future Yrs	Total
	0	0	0	0	0	0	0

CITY OF PLANO

COMMUNITY INVESTMENT PROGRAM

Project Name: 145 - Neighborhood Services Bldg
Project Number: 356932 **Start Date:** Oct. 2024
Description: **Completion Date:** Sep. 2026
 Future routine repair and maintenance of facility located at 777 E. 15th Street
 Project Numbers TBD



EXPENDITURES	Prior Years	Re-Estimate	2024-25	2025-26	2026-27	2027-28	2028-29	Future Yrs	Total
Land	0	0	0	0	0	0	0	0	0
Design	0	0	0	0	0	0	0	0	0
Construction	0	0	6,000	34,000	0	0	0	0	40,000
Equipment	0	0	0	0	0	0	0	0	0
TOTAL	0	0	6,000	34,000	0	0	0	0	40,000

REVENUES	Prior Years	Re-Estimate	2024-25	2025-26	2026-27	2027-28	2028-29	Future Yrs	Total
CMF	0	0	6,000	34,000	0	0	0	0	40,000
N/A	0	0	0	0	0	0	0	0	0
N/A	0	0	0	0	0	0	0	0	0
TOTAL	0	0	6,000	34,000	0	0	0	0	40,000

OPERATING BUDGET IMPACT	2024-25	2025-26	2026-27	2027-28	2028-29	Future Yrs	Total
	0	0	0	0	0	0	0

CITY OF PLANO

COMMUNITY INVESTMENT PROGRAM

Project Name: 16 - Fire Station #2

Project Number: 356990

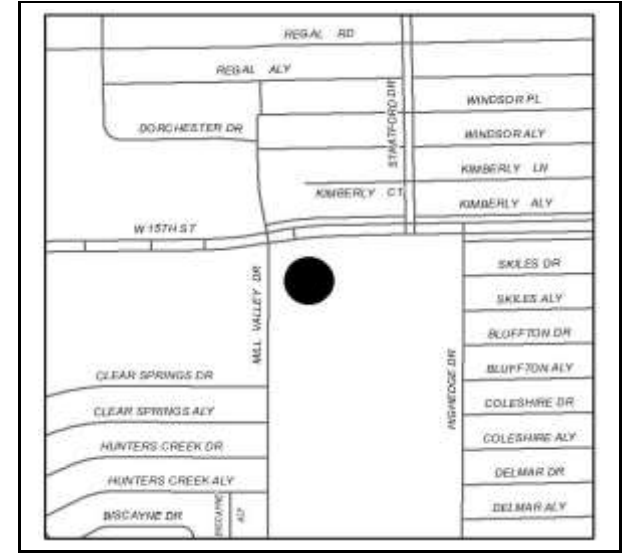
Start Date: Oct. 2026

Description:

Completion Date: Sep. 2027

Future routine repair and maintenance of facility located at 2630 West 15th Street built in 1973 and upgraded in 1998 and 2016. This fire station covers 7,740 square feet with three apparatus bays and accomodates 10 personnel.

Project Numbers TBD



EXPENDITURES	Prior Years	Re-Estimate	2024-25	2025-26	2026-27	2027-28	2028-29	Future Yrs	Total
Land	0	0	0	0	0	0	0	0	0
Design	43,733	0	0	0	0	0	0	0	43,733
Construction	450,687	0	0	0	30,000	0	0	0	480,687
Equipment	78,922	0	0	0	0	0	0	0	78,922
TOTAL	573,342	0	0	0	30,000	0	0	0	603,342

REVENUES	Prior Years	Re-Estimate	2024-25	2025-26	2026-27	2027-28	2028-29	Future Yrs	Total
CMF	573,342	0	0	0	30,000	0	0	0	603,342
N/A	0	0	0	0	0	0	0	0	0
N/A	0	0	0	0	0	0	0	0	0
TOTAL	573,342	0	0	0	30,000	0	0	0	603,342

OPERATING BUDGET IMPACT	2024-25	2025-26	2026-27	2027-28	2028-29	Future Yrs	Total
	0	0	0	0	0	0	0

CITY OF PLANO

COMMUNITY INVESTMENT PROGRAM

Project Name: 16 - Fire Station #2 - Replace bay floor
Project Number: 356057 **Start Date:** Oct. 2023
Description: **Completion Date:** Sep. 2024
 Replace bay floor at the facility located at 2630 West 15th Street
 Project FAC-F-00035



EXPENDITURES	Prior Years	Re-Estimate	2024-25	2025-26	2026-27	2027-28	2028-29	Future Yrs	Total
Land	0	0	0	0	0	0	0	0	0
Design	0	0	0	0	0	0	0	0	0
Construction	0	24,037	0	0	0	0	0	0	24,037
Equipment	0	0	0	0	0	0	0	0	0
TOTAL	0	24,037	0	0	0	0	0	0	24,037

REVENUES	Prior Years	Re-Estimate	2024-25	2025-26	2026-27	2027-28	2028-29	Future Yrs	Total
CMF	0	24,037	0	0	0	0	0	0	24,037
N/A	0	0	0	0	0	0	0	0	0
N/A	0	0	0	0	0	0	0	0	0
TOTAL	0	24,037	0	0	0	0	0	0	24,037

OPERATING BUDGET IMPACT	2024-25	2025-26	2026-27	2027-28	2028-29	Future Yrs	Total
	0	0	0	0	0	0	0

CITY OF PLANO

COMMUNITY INVESTMENT PROGRAM

Project Name: 16 - Fire Station 2 Lighting

Project Number: 54565

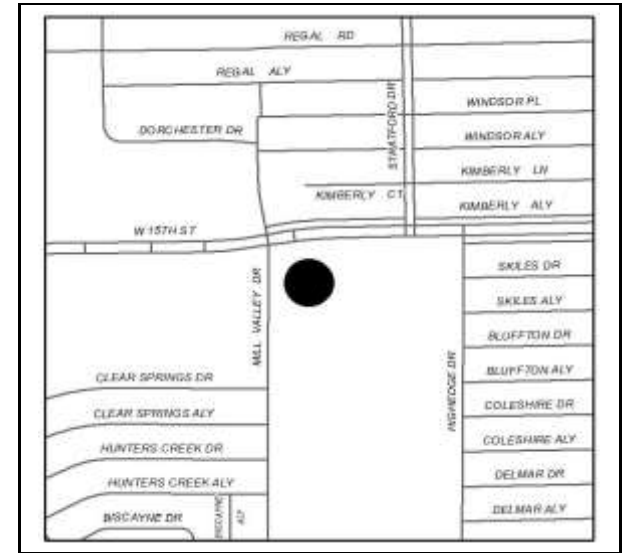
Start Date: Oct. 2022

Description:

Completion Date: Sep. 2026

Replace automated controls with current code required controls at the fire station at 2630 W. 15th Street

Project FAC-F-7615



EXPENDITURES	Prior Years	Re-Estimate	2024-25	2025-26	2026-27	2027-28	2028-29	Future Yrs	Total
Land	0	0	0	0	0	0	0	0	0
Design	3,700	2,800	0	0	0	0	0	0	6,500
Construction	0	0	0	43,500	0	0	0	0	43,500
Equipment	0	0	0	0	0	0	0	0	0
TOTAL	3,700	2,800	0	43,500	0	0	0	0	50,000

REVENUES	Prior Years	Re-Estimate	2024-25	2025-26	2026-27	2027-28	2028-29	Future Yrs	Total
CMF	3,700	2,800	0	43,500	0	0	0	0	50,000
N/A	0	0	0	0	0	0	0	0	0
N/A	0	0	0	0	0	0	0	0	0
TOTAL	3,700	2,800	0	43,500	0	0	0	0	50,000

OPERATING BUDGET IMPACT	2024-25	2025-26	2026-27	2027-28	2028-29	Future Yrs	Total
	0	0	0	0	0	0	0

CITY OF PLANO

COMMUNITY INVESTMENT PROGRAM

Project Name: 17 - Fire Station #3

Project Number: 356989

Start Date: Oct. 2025

Description:

Completion Date: Sep. 2028

Future routine repair and maintenance of facility located at 3520 Sherrye Drive built in 1976. This facility covers 5,230 square feet with two apparatus bays and accomates up to 7 personnel.

Project Numbers TBD



EXPENDITURES	Prior Years	Re-Estimate	2024-25	2025-26	2026-27	2027-28	2028-29	Future Yrs	Total
Land	0	0	0	0	0	0	0	0	0
Design	14,308	0	0	0	0	0	0	0	14,308
Construction	98,270	0	0	60,000	0	35,000	0	0	193,270
Equipment	115,768	0	0	0	0	0	0	0	115,768
TOTAL	228,346	0	0	60,000	0	35,000	0	0	323,346

REVENUES	Prior Years	Re-Estimate	2024-25	2025-26	2026-27	2027-28	2028-29	Future Yrs	Total
CMF	228,346	0	0	60,000	0	35,000	0	0	323,346
N/A	0	0	0	0	0	0	0	0	0
N/A	0	0	0	0	0	0	0	0	0
TOTAL	228,346	0	0	60,000	0	35,000	0	0	323,346

OPERATING BUDGET IMPACT	2024-25	2025-26	2026-27	2027-28	2028-29	Future Yrs	Total
	0	0	0	0	0	0	0

CITY OF PLANO

COMMUNITY INVESTMENT PROGRAM

Project Name: 17 - Fire Station #3 - Interior paint

Project Number: 356082

Start Date: Oct. 2023

Description:

Completion Date: Sep. 2026

Interior Painting at the facility located at 3520 Sherrye Drive

Project FAC-F-00055



EXPENDITURES	Prior Years	Re-Estimate	2024-25	2025-26	2026-27	2027-28	2028-29	Future Yrs	Total
Land	0	0	0	0	0	0	0	0	0
Design	0	0	0	0	0	0	0	0	0
Construction	0	0	0	20,000	0	0	0	0	20,000
Equipment	0	0	0	0	0	0	0	0	0
TOTAL	0	0	0	20,000	0	0	0	0	20,000

REVENUES	Prior Years	Re-Estimate	2024-25	2025-26	2026-27	2027-28	2028-29	Future Yrs	Total
CMF	0	0	0	20,000	0	0	0	0	20,000
N/A	0	0	0	0	0	0	0	0	0
N/A	0	0	0	0	0	0	0	0	0
TOTAL	0	0	0	20,000	0	0	0	0	20,000

OPERATING BUDGET IMPACT	2024-25	2025-26	2026-27	2027-28	2028-29	Future Yrs	Total
	0	0	0	0	0	0	0

CITY OF PLANO

COMMUNITY INVESTMENT PROGRAM

Project Name: 17 - Fire Station 3 - Tunnel Replacement Sanitary Sewer
Project Number: 356130 **Start Date:** Aug. 2023
Description: **Completion Date:** Sep. 2024
 Project FAC-F-00104



EXPENDITURES	Prior Years	Re-Estimate	2024-25	2025-26	2026-27	2027-28	2028-29	Future Yrs	Total
Land	0	0	0	0	0	0	0	0	0
Design	0	0	0	0	0	0	0	0	0
Construction	57,910	9,491	0	0	0	0	0	0	67,401
Equipment	0	0	0	0	0	0	0	0	0
TOTAL	57,910	9,491	0	0	0	0	0	0	67,401

REVENUES	Prior Years	Re-Estimate	2024-25	2025-26	2026-27	2027-28	2028-29	Future Yrs	Total
CMF	57,910	9,491	0	0	0	0	0	0	67,401
N/A	0	0	0	0	0	0	0	0	0
N/A	0	0	0	0	0	0	0	0	0
TOTAL	57,910	9,491	0	0	0	0	0	0	67,401

OPERATING BUDGET IMPACT	2024-25	2025-26	2026-27	2027-28	2028-29	Future Yrs	Total
	0	0	0	0	0	0	0

CITY OF PLANO

COMMUNITY INVESTMENT PROGRAM

Project Name: 17 - Fire Station 3 Generator

Project Number: 54550

Start Date: Oct. 2021

Description:

Completion Date: Sep. 2024

Replace the existing generator with new 70 kW diesel-fueled generator with Level II sound enclosure and belly mounted fuel tank. Replace the existing ATS with new service entrance rated, 300 AMP, 120/240 volt single phase automatic transfer switch at this facility, located at 3520 Sherrye Drive

Project FAC-F-7422



EXPENDITURES	Prior Years	Re-Estimate	2024-25	2025-26	2026-27	2027-28	2028-29	Future Yrs	Total
Land	0	0	0	0	0	0	0	0	0
Design	16,610	0	0	0	0	0	0	0	16,610
Construction	36,525	88,581	0	0	0	0	0	0	125,106
Equipment	0	0	0	0	0	0	0	0	0
TOTAL	53,135	88,581	0	0	0	0	0	0	141,716

REVENUES	Prior Years	Re-Estimate	2024-25	2025-26	2026-27	2027-28	2028-29	Future Yrs	Total
CMF	53,135	88,581	0	0	0	0	0	0	141,716
N/A	0	0	0	0	0	0	0	0	0
N/A	0	0	0	0	0	0	0	0	0
TOTAL	53,135	88,581	0	0	0	0	0	0	141,716

OPERATING BUDGET IMPACT	2024-25	2025-26	2026-27	2027-28	2028-29	Future Yrs	Total
	0	0	0	0	0	0	0

CITY OF PLANO

COMMUNITY INVESTMENT PROGRAM

Project Name: 18 - Fire Station #4

Project Number: 356988

Start Date: Oct. 2025

Description:

Completion Date: Sep. 2028

Future routine repair and maintenance of fire station located at 6000 Roundrock Drive that was built in 1978 and upgraded in 2002. This facility covers 7,200 square feet has six apparatus bays and can accommodate up to 16 personnel.

Project Numbers TBD



EXPENDITURES	Prior Years	Re-Estimate	2024-25	2025-26	2026-27	2027-28	2028-29	Future Yrs	Total
Land	0	0	0	0	0	0	0	0	0
Design	6,734	0	0	0	0	0	0	0	6,734
Construction	125,841	0	0	50,000	0	113,000	0	0	288,841
Equipment	4,362	0	0	0	0	0	0	0	4,362
TOTAL	136,937	0	0	50,000	0	113,000	0	0	299,937

REVENUES	Prior Years	Re-Estimate	2024-25	2025-26	2026-27	2027-28	2028-29	Future Yrs	Total
CMF	136,937	0	0	50,000	0	113,000	0	0	299,937
N/A	0	0	0	0	0	0	0	0	0
N/A	0	0	0	0	0	0	0	0	0
TOTAL	136,937	0	0	50,000	0	113,000	0	0	299,937

OPERATING BUDGET IMPACT	2024-25	2025-26	2026-27	2027-28	2028-29	Future Yrs	Total
	0	0	0	0	0	0	0

CITY OF PLANO

COMMUNITY INVESTMENT PROGRAM

Project Name: 18 - Fire Station #4 - Interior paint

Project Number: 356088

Start Date: Oct. 2023

Description:

Completion Date: Sep. 2026

Interior paint at the facility located at 6000 Roundrock Drive

Project FAC-F-00061



EXPENDITURES	Prior Years	Re-Estimate	2024-25	2025-26	2026-27	2027-28	2028-29	Future Yrs	Total
Land	0	0	0	0	0	0	0	0	0
Design	0	0	0	0	0	0	0	0	0
Construction	0	4,325	0	55,675	0	0	0	0	60,000
Equipment	0	0	0	0	0	0	0	0	0
TOTAL	0	4,325	0	55,675	0	0	0	0	60,000

REVENUES	Prior Years	Re-Estimate	2024-25	2025-26	2026-27	2027-28	2028-29	Future Yrs	Total
CMF	0	4,325	0	55,675	0	0	0	0	60,000
N/A	0	0	0	0	0	0	0	0	0
N/A	0	0	0	0	0	0	0	0	0
TOTAL	0	4,325	0	55,675	0	0	0	0	60,000

OPERATING BUDGET IMPACT	2024-25	2025-26	2026-27	2027-28	2028-29	Future Yrs	Total
	0	0	0	0	0	0	0

CITY OF PLANO

COMMUNITY INVESTMENT PROGRAM

Project Name: 18 - Fire Station #4 Replace ATS and Service Entrance

Project Number: 356024

Start Date: Oct. 2021

Description:

Completion Date: Sep. 2024

Re-utilize the existing generator to serve the entire fire station. Replace the existing ATS with a new 400 AMP, service entrance rated automatic transfer switch. Replace old Federal Pacific main panel with new 400 amp panel.

Project FAC-F-00005



EXPENDITURES	Prior Years	Re-Estimate	2024-25	2025-26	2026-27	2027-28	2028-29	Future Yrs	Total
Land	0	0	0	0	0	0	0	0	0
Design	0	0	0	0	0	0	0	0	0
Construction	0	102,390	0	0	0	0	0	0	102,390
Equipment	0	0	0	0	0	0	0	0	0
TOTAL	0	102,390	0	0	0	0	0	0	102,390

REVENUES	Prior Years	Re-Estimate	2024-25	2025-26	2026-27	2027-28	2028-29	Future Yrs	Total
CMF	0	102,390	0	0	0	0	0	0	102,390
N/A	0	0	0	0	0	0	0	0	0
N/A	0	0	0	0	0	0	0	0	0
TOTAL	0	102,390	0	0	0	0	0	0	102,390

OPERATING BUDGET IMPACT	2024-25	2025-26	2026-27	2027-28	2028-29	Future Yrs	Total
	0	0	0	0	0	0	0

CITY OF PLANO

COMMUNITY INVESTMENT PROGRAM

Project Name: 18 - Fire Station #4-HVAC Replacement
Project Number: 356032 **Start Date:** Oct. 2023
Description: **Completion Date:** Sep. 2024
 Replace HVAC at the facility located at 6000 Roundrock Drive
 Project FAC-F-00011



EXPENDITURES	Prior Years	Re-Estimate	2024-25	2025-26	2026-27	2027-28	2028-29	Future Yrs	Total
Land	0	0	0	0	0	0	0	0	0
Design	0	0	0	0	0	0	0	0	0
Construction	0	85,142	0	0	0	0	0	0	85,142
Equipment	0	0	0	0	0	0	0	0	0
TOTAL	0	85,142	0	0	0	0	0	0	85,142

REVENUES	Prior Years	Re-Estimate	2024-25	2025-26	2026-27	2027-28	2028-29	Future Yrs	Total
CMF	0	85,142	0	0	0	0	0	0	85,142
N/A	0	0	0	0	0	0	0	0	0
N/A	0	0	0	0	0	0	0	0	0
TOTAL	0	85,142	0	0	0	0	0	0	85,142

OPERATING BUDGET IMPACT	2024-25	2025-26	2026-27	2027-28	2028-29	Future Yrs	Total
	0	0	0	0	0	0	0

CITY OF PLANO

COMMUNITY INVESTMENT PROGRAM

Project Name: 18 - Fire Station 4 - Replace Ceiling Tiles
Project Number: 356118 **Start Date:** Oct. 2023
Description: **Completion Date:** Sep. 2026
 Replace Ceiling Tiles at the facility located at 6000 Roundrock Drive
 Project FAC-F-00091



EXPENDITURES	Prior Years	Re-Estimate	2024-25	2025-26	2026-27	2027-28	2028-29	Future Yrs	Total
Land	0	0	0	0	0	0	0	0	0
Design	0	0	0	0	0	0	0	0	0
Construction	0	0	0	50,000	0	0	0	0	50,000
Equipment	0	0	0	0	0	0	0	0	0
TOTAL	0	0	0	50,000	0	0	0	0	50,000

REVENUES	Prior Years	Re-Estimate	2024-25	2025-26	2026-27	2027-28	2028-29	Future Yrs	Total
CMF	0	0	0	50,000	0	0	0	0	50,000
N/A	0	0	0	0	0	0	0	0	0
N/A	0	0	0	0	0	0	0	0	0
TOTAL	0	0	0	50,000	0	0	0	0	50,000

OPERATING BUDGET IMPACT	2024-25	2025-26	2026-27	2027-28	2028-29	Future Yrs	Total
	0	0	0	0	0	0	0

CITY OF PLANO

COMMUNITY INVESTMENT PROGRAM

Project Name: 18 - Fire Station 4 Restrooms/Gates/Cabinets
Project Number: 54539 **Start Date:** Oct. 2022
Description: **Completion Date:** Mar. 2025

Remodeling and updates to fire station located at 6000 Roundrock Drive, including:

- Remodel Restrooms - \$500K
- Replace Bay Door Gates, \$46K
- Replace cabinets, doors, & drawers - \$47K

Project FAC-F-7617



EXPENDITURES	Prior Years	Re-Estimate	2024-25	2025-26	2026-27	2027-28	2028-29	Future Yrs	Total
Land	0	0	0	0	0	0	0	0	0
Design	65,180	0	0	0	0	0	0	0	65,180
Construction	0	250,000	278,021	0	0	0	0	0	528,021
Equipment	0	0	0	0	0	0	0	0	0
TOTAL	65,180	250,000	278,021	0	0	0	0	0	593,201

REVENUES	Prior Years	Re-Estimate	2024-25	2025-26	2026-27	2027-28	2028-29	Future Yrs	Total
CMF	65,180	250,000	278,021	0	0	0	0	0	593,201
N/A	0	0	0	0	0	0	0	0	0
N/A	0	0	0	0	0	0	0	0	0
TOTAL	65,180	250,000	278,021	0	0	0	0	0	593,201

OPERATING BUDGET IMPACT	2024-25	2025-26	2026-27	2027-28	2028-29	Future Yrs	Total
	0	0	0	0	0	0	0

CITY OF PLANO

COMMUNITY INVESTMENT PROGRAM

Project Name: 19 - Fire Station 5 Generator

Project Number: 54552

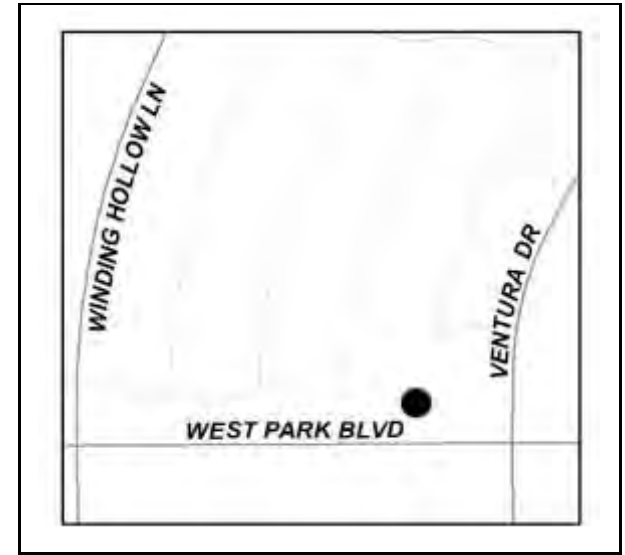
Start Date: Oct. 2021

Description:

Completion Date: Sep. 2024

Replace ATS and re-utilize generator for entire fire station located at 5115 West Park Boulevard.

Project FAC-F-7424



EXPENDITURES	Prior Years	Re-Estimate	2024-25	2025-26	2026-27	2027-28	2028-29	Future Yrs	Total
Land	0	0	0	0	0	0	0	0	0
Design	10,625	0	0	0	0	0	0	0	10,625
Construction	30,000	6,675	0	0	0	0	0	0	36,675
Equipment	0	0	0	0	0	0	0	0	0
TOTAL	40,625	6,675	0	0	0	0	0	0	47,300

REVENUES	Prior Years	Re-Estimate	2024-25	2025-26	2026-27	2027-28	2028-29	Future Yrs	Total
CMF	40,625	6,675	0	0	0	0	0	0	47,300
N/A	0	0	0	0	0	0	0	0	0
N/A	0	0	0	0	0	0	0	0	0
TOTAL	40,625	6,675	0	0	0	0	0	0	47,300

OPERATING BUDGET IMPACT	2024-25	2025-26	2026-27	2027-28	2028-29	Future Yrs	Total
	0	0	0	0	0	0	0

CITY OF PLANO

COMMUNITY INVESTMENT PROGRAM

Project Name: 24 - Facilities Maint - Replace ceiling tiles

Project Number: 356096

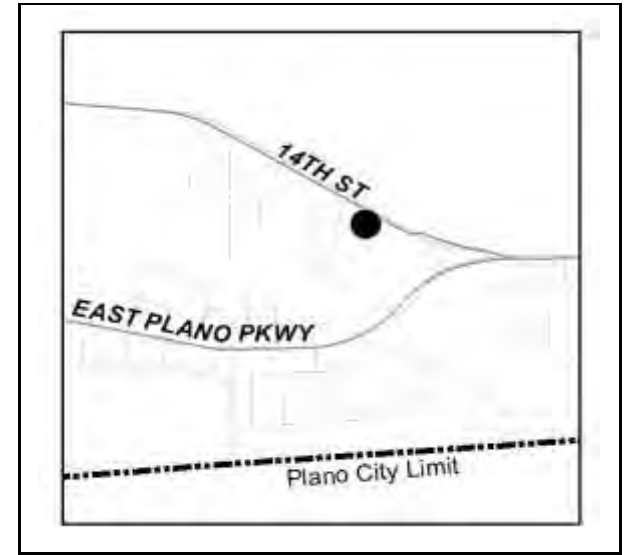
Start Date: Oct. 2023

Description:

Completion Date: Sep. 2026

Replace ceiling tiles at the facility located at 4850 East 14th Street

Project FAC-F-00069



EXPENDITURES	Prior Years	Re-Estimate	2024-25	2025-26	2026-27	2027-28	2028-29	Future Yrs	Total
Land	0	0	0	0	0	0	0	0	0
Design	0	0	0	0	0	0	0	0	0
Construction	0	0	0	50,000	0	0	0	0	50,000
Equipment	0	0	0	0	0	0	0	0	0
TOTAL	0	0	0	50,000	0	0	0	0	50,000

REVENUES	Prior Years	Re-Estimate	2024-25	2025-26	2026-27	2027-28	2028-29	Future Yrs	Total
CMF	0	0	0	50,000	0	0	0	0	50,000
N/A	0	0	0	0	0	0	0	0	0
N/A	0	0	0	0	0	0	0	0	0
TOTAL	0	0	0	50,000	0	0	0	0	50,000

OPERATING BUDGET IMPACT	2024-25	2025-26	2026-27	2027-28	2028-29	Future Yrs	Total
	0	0	0	0	0	0	0

CITY OF PLANO

COMMUNITY INVESTMENT PROGRAM

Project Name: 24 - Facilities Maintenance

Project Number: 356987

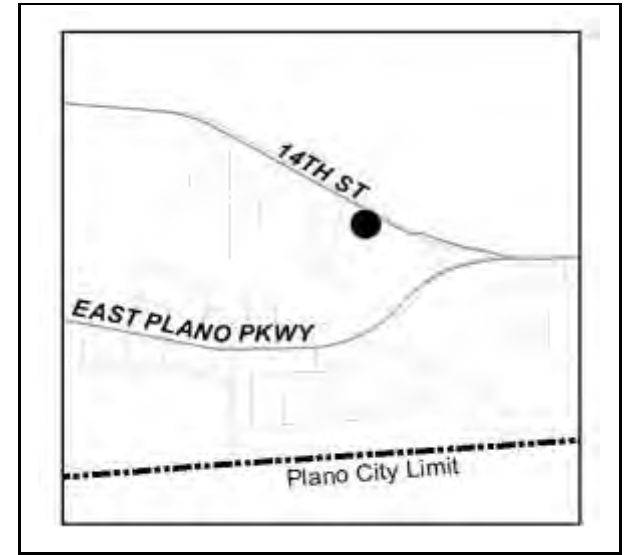
Start Date: Oct. 2025

Description:

Completion Date: Sep. 2028

Future routine repair and maintenance at facility located at 4850 East 14th Street that was built in 1979 and upgraded in 1995. The facility covers 5,934 square feet.

Project Numbers TBD



EXPENDITURES	Prior Years	Re-Estimate	2024-25	2025-26	2026-27	2027-28	2028-29	Future Yrs	Total
Land	0	0	0	0	0	0	0	0	0
Design	2,850	0	0	0	0	0	0	0	2,850
Construction	381,660	0	0	6,500	0	80,000	0	0	468,160
Equipment	58,571	0	0	0	0	0	0	0	58,571
TOTAL	443,081	0	0	6,500	0	80,000	0	0	529,581

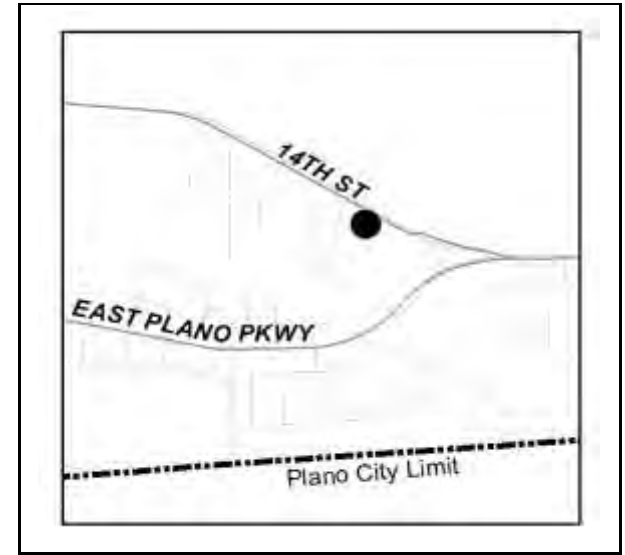
REVENUES	Prior Years	Re-Estimate	2024-25	2025-26	2026-27	2027-28	2028-29	Future Yrs	Total
CMF	443,081	0	0	6,500	0	80,000	0	0	529,581
N/A	0	0	0	0	0	0	0	0	0
N/A	0	0	0	0	0	0	0	0	0
TOTAL	443,081	0	0	6,500	0	80,000	0	0	529,581

OPERATING BUDGET IMPACT	2024-25	2025-26	2026-27	2027-28	2028-29	Future Yrs	Total
	0	0	0	0	0	0	0

CITY OF PLANO

COMMUNITY INVESTMENT PROGRAM

Project Name: 24 - Facilities Maintenance - Replace Refractory
Project Number: 356004 **Start Date:** Oct. 2022
Description: **Completion Date:** Mar. 2027
 Replace refractory on backup incinerator at facility located at 4850 East 14th St.
 Project FAC-F-0024



EXPENDITURES	Prior Years	Re-Estimate	2024-25	2025-26	2026-27	2027-28	2028-29	Future Yrs	Total
Land	0	0	0	0	0	0	0	0	0
Design	0	0	0	0	0	0	0	0	0
Construction	0	0	0	0	75,000	0	0	0	75,000
Equipment	0	0	0	0	0	0	0	0	0
TOTAL	0	0	0	0	75,000	0	0	0	75,000

REVENUES	Prior Years	Re-Estimate	2024-25	2025-26	2026-27	2027-28	2028-29	Future Yrs	Total
CMF	0	0	0	0	75,000	0	0	0	75,000
N/A	0	0	0	0	0	0	0	0	0
N/A	0	0	0	0	0	0	0	0	0
TOTAL	0	0	0	0	75,000	0	0	0	75,000

OPERATING BUDGET IMPACT	2024-25	2025-26	2026-27	2027-28	2028-29	Future Yrs	Total
	0	0	0	0	0	0	0

CITY OF PLANO

COMMUNITY INVESTMENT PROGRAM

Project Name: 24 - Facilities Maintenance Generator

Project Number: 54530

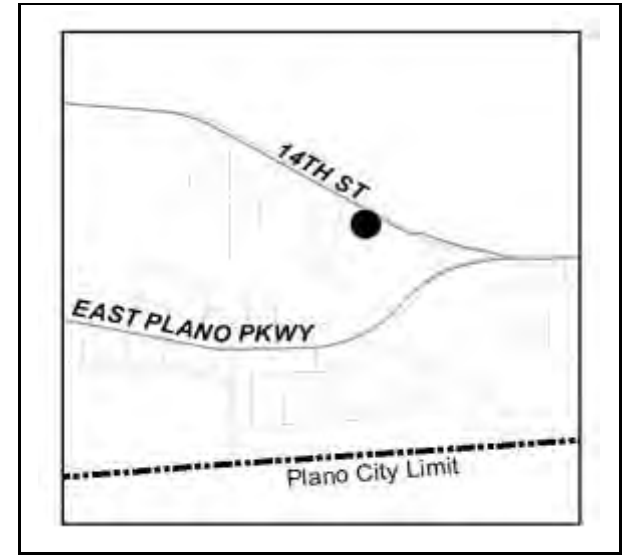
Start Date: Oct. 2021

Description:

Completion Date: Sep. 2024

Install new 40 kW generator & ATS at facility located at 4850 East 14th Street.

Project FAC-F-7428



EXPENDITURES	Prior Years	Re-Estimate	2024-25	2025-26	2026-27	2027-28	2028-29	Future Yrs	Total
Land	0	0	0	0	0	0	0	0	0
Design	14,280	0	0	0	0	0	0	0	14,280
Construction	28,524	84,599	0	0	0	0	0	0	113,123
Equipment	0	0	0	0	0	0	0	0	0
TOTAL	42,804	84,599	0	0	0	0	0	0	127,403

REVENUES	Prior Years	Re-Estimate	2024-25	2025-26	2026-27	2027-28	2028-29	Future Yrs	Total
CMF	42,804	84,599	0	0	0	0	0	0	127,403
N/A	0	0	0	0	0	0	0	0	0
N/A	0	0	0	0	0	0	0	0	0
TOTAL	42,804	84,599	0	0	0	0	0	0	127,403

OPERATING BUDGET IMPACT	2024-25	2025-26	2026-27	2027-28	2028-29	Future Yrs	Total
	0	0	0	0	0	0	0

CITY OF PLANO

COMMUNITY INVESTMENT PROGRAM

Project Name: 25 - Plano Aquatic Center

Project Number: 356986

Start Date: Oct. 2025

Description:

Completion Date: Sep. 2028

Future routine repair and maintenance of facility located at 2301 Westside Drive that was built in 1979 and upgraded in 2011. The facility covers 21,999 square feet.

Project Numbers TBD



EXPENDITURES	Prior Years	Re-Estimate	2024-25	2025-26	2026-27	2027-28	2028-29	Future Yrs	Total
Land	0	0	0	0	0	0	0	0	0
Design	18,662	0	0	0	0	0	0	0	18,662
Construction	1,426,942	0	0	18,000	102,000	155,000	0	0	1,701,942
Equipment	42,321	0	0	0	0	0	0	0	42,321
TOTAL	1,487,925	0	0	18,000	102,000	155,000	0	0	1,762,925

REVENUES	Prior Years	Re-Estimate	2024-25	2025-26	2026-27	2027-28	2028-29	Future Yrs	Total
CMF	1,487,925	0	0	18,000	102,000	155,000	0	0	1,762,925
N/A	0	0	0	0	0	0	0	0	0
N/A	0	0	0	0	0	0	0	0	0
TOTAL	1,487,925	0	0	18,000	102,000	155,000	0	0	1,762,925

OPERATING BUDGET IMPACT	2024-25	2025-26	2026-27	2027-28	2028-29	Future Yrs	Total
	0	0	0	0	0	0	0

CITY OF PLANO

COMMUNITY INVESTMENT PROGRAM

Project Name: 29 - Radio Maintenance Building

Project Number: 356985

Start Date: Oct. 2025

Description:

Completion Date: Sep. 2026

Future routine repair and maintenance of City facility located at 925 22nd Street - Suite 100C.

Project Numbers TBD



EXPENDITURES	Prior Years	Re-Estimate	2024-25	2025-26	2026-27	2027-28	2028-29	Future Yrs	Total
Land	0	0	0	0	0	0	0	0	0
Design	0	0	0	0	0	0	0	0	0
Construction	6,448	0	0	36,500	0	0	0	0	42,948
Equipment	12,681	0	0	0	0	0	0	0	12,681
TOTAL	19,129	0	0	36,500	0	0	0	0	55,629

REVENUES	Prior Years	Re-Estimate	2024-25	2025-26	2026-27	2027-28	2028-29	Future Yrs	Total
CMF	19,129	0	0	36,500	0	0	0	0	55,629
N/A	0	0	0	0	0	0	0	0	0
N/A	0	0	0	0	0	0	0	0	0
TOTAL	19,129	0	0	36,500	0	0	0	0	55,629

OPERATING BUDGET IMPACT	2024-25	2025-26	2026-27	2027-28	2028-29	Future Yrs	Total
	0	0	0	0	0	0	0

CITY OF PLANO

COMMUNITY INVESTMENT PROGRAM

Project Name: 3 - Tech Services Workstation Configuration

Project Number: 356133

Start Date: Oct. 2023

Description:

Completion Date: Sep. 2025

Reconfiguration of workstations at the facility located at 1117 East 15th Street to optimize the use of available space, and improve the overall design and functionality of the office environment by providing adequate seating for our current capacity, as well as planned future capacity in requested FTE positions and Staff Augmentation contractors,

Project FAC-F-00107



EXPENDITURES	Prior Years	Re-Estimate	2024-25	2025-26	2026-27	2027-28	2028-29	Future Yrs	Total
Land	0	0	0	0	0	0	0	0	0
Design	0	25,204	0	0	0	0	0	0	25,204
Construction	0	0	422,795	0	0	0	0	0	422,795
Equipment	0	0	0	0	0	0	0	0	0
TOTAL	0	25,204	422,795	0	0	0	0	0	447,999

REVENUES	Prior Years	Re-Estimate	2024-25	2025-26	2026-27	2027-28	2028-29	Future Yrs	Total
CMF	0	25,204	422,795	0	0	0	0	0	447,999
N/A	0	0	0	0	0	0	0	0	0
N/A	0	0	0	0	0	0	0	0	0
TOTAL	0	25,204	422,795	0	0	0	0	0	447,999

OPERATING BUDGET IMPACT	2024-25	2025-26	2026-27	2027-28	2028-29	Future Yrs	Total
	0	0	0	0	0	0	0

CITY OF PLANO

COMMUNITY INVESTMENT PROGRAM

Project Name: 3 - Technology Services - Replace Carpet

Project Number: 356114

Start Date: Oct. 2023

Description:

Completion Date: Sep. 2025

Replace carpet in the facility located at 1117 East 15th Street

Project FAC-F-00087



EXPENDITURES	Prior Years	Re-Estimate	2024-25	2025-26	2026-27	2027-28	2028-29	Future Yrs	Total
Land	0	0	0	0	0	0	0	0	0
Design	0	0	0	0	0	0	0	0	0
Construction	0	0	80,000	0	0	0	0	0	80,000
Equipment	0	0	0	0	0	0	0	0	0
TOTAL	0	0	80,000	0	0	0	0	0	80,000

REVENUES	Prior Years	Re-Estimate	2024-25	2025-26	2026-27	2027-28	2028-29	Future Yrs	Total
CMF	0	0	80,000	0	0	0	0	0	80,000
N/A	0	0	0	0	0	0	0	0	0
N/A	0	0	0	0	0	0	0	0	0
TOTAL	0	0	80,000	0	0	0	0	0	80,000

OPERATING BUDGET IMPACT	2024-25	2025-26	2026-27	2027-28	2028-29	Future Yrs	Total
	0	0	0	0	0	0	0

CITY OF PLANO

COMMUNITY INVESTMENT PROGRAM

Project Name: 3 - Technology Services Building

Project Number: 356999

Start Date: Oct. 2027

Description:

Completion Date: Sep. 2029

Future routine repair and maintenance of facility located at 1117 East 15th Street built in 1979 and renovated in 2014. This facility covers 9,325 square feet.

Project Numbers TBD



EXPENDITURES	Prior Years	Re-Estimate	2024-25	2025-26	2026-27	2027-28	2028-29	Future Yrs	Total
Land	0	0	0	0	0	0	0	0	0
Design	211,486	0	0	0	0	0	0	0	211,486
Construction	1,794,199	0	0	0	0	30,000	218,750	0	2,042,949
Equipment	391,881	0	0	0	0	0	0	0	391,881
TOTAL	2,397,566	0	0	0	0	30,000	218,750	0	2,646,316

REVENUES	Prior Years	Re-Estimate	2024-25	2025-26	2026-27	2027-28	2028-29	Future Yrs	Total
CMF	2,105,637	0	0	0	0	30,000	218,750	0	2,354,387
Collin County	291,929	0	0	0	0	0	0	0	291,929
N/A	0	0	0	0	0	0	0	0	0
TOTAL	2,397,566	0	0	0	0	30,000	218,750	0	2,646,316

OPERATING BUDGET IMPACT	2024-25	2025-26	2026-27	2027-28	2028-29	Future Yrs	Total
	0	0	0	0	0	0	0

CITY OF PLANO

COMMUNITY INVESTMENT PROGRAM

Project Name: 30 - Animal Shelter

Project Number: 356984

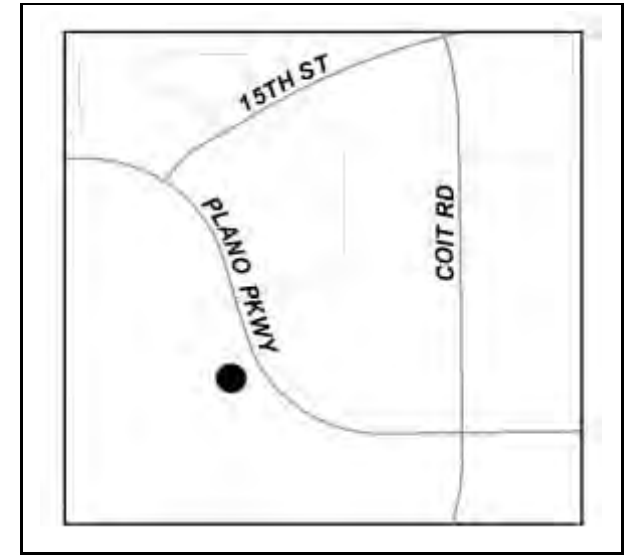
Start Date: Oct. 2026

Description:

Completion Date: Sep. 2029

Future routine repair and maintenance of facility located at 4028 West Plano Parkway that was built in 2003 and upgraded in 2008. The shelter currently covers approximately 20,000 square feet.

Project Numbers TBD



EXPENDITURES	Prior Years	Re-Estimate	2024-25	2025-26	2026-27	2027-28	2028-29	Future Yrs	Total
Land	0	0	0	0	0	0	0	0	0
Design	179,802	0	0	0	0	0	0	0	179,802
Construction	2,549,470	0	0	0	46,158	496,562	145,000	0	3,237,190
Equipment	131,430	0	0	0	0	0	0	0	131,430
TOTAL	2,860,702	0	0	0	46,158	496,562	145,000	0	3,548,422

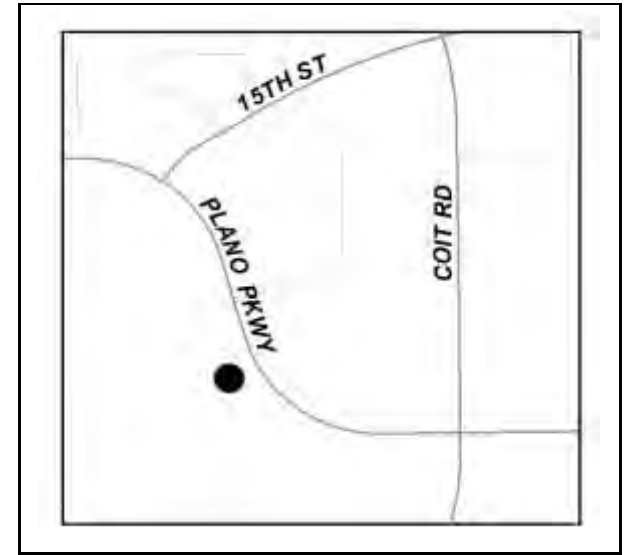
REVENUES	Prior Years	Re-Estimate	2024-25	2025-26	2026-27	2027-28	2028-29	Future Yrs	Total
CMF	2,709,452	0	0	0	46,158	496,562	145,000	0	3,397,172
Insurance Rece	151,250	0	0	0	0	0	0	0	151,250
N/A	0	0	0	0	0	0	0	0	0
TOTAL	2,860,702	0	0	0	46,158	496,562	145,000	0	3,548,422

OPERATING BUDGET IMPACT	2024-25	2025-26	2026-27	2027-28	2028-29	Future Yrs	Total
	0	0	0	0	0	0	0

CITY OF PLANO

COMMUNITY INVESTMENT PROGRAM

Project Name: 30 - Animal Shelter - Metasys Replace controller
Project Number: 356040 **Start Date:** Oct. 2023
Description: **Completion Date:** Sep. 2024
 Replace Metasys Controller at the facility located at 4028 West Plano Parkway
 Project FAC-F-00018



EXPENDITURES	Prior Years	Re-Estimate	2024-25	2025-26	2026-27	2027-28	2028-29	Future Yrs	Total
Land	0	0	0	0	0	0	0	0	0
Design	0	0	0	0	0	0	0	0	0
Construction	0	20,642	0	0	0	0	0	0	20,642
Equipment	0	0	0	0	0	0	0	0	0
TOTAL	0	20,642	0	0	0	0	0	0	20,642

REVENUES	Prior Years	Re-Estimate	2024-25	2025-26	2026-27	2027-28	2028-29	Future Yrs	Total
CMF	0	20,642	0	0	0	0	0	0	20,642
N/A	0	0	0	0	0	0	0	0	0
N/A	0	0	0	0	0	0	0	0	0
TOTAL	0	20,642	0	0	0	0	0	0	20,642

OPERATING BUDGET IMPACT	2024-25	2025-26	2026-27	2027-28	2028-29	Future Yrs	Total
	0	0	0	0	0	0	0

CITY OF PLANO

COMMUNITY INVESTMENT PROGRAM

Project Name: 30 - Animal Shelter Facility Improvements

Project Number: 54571

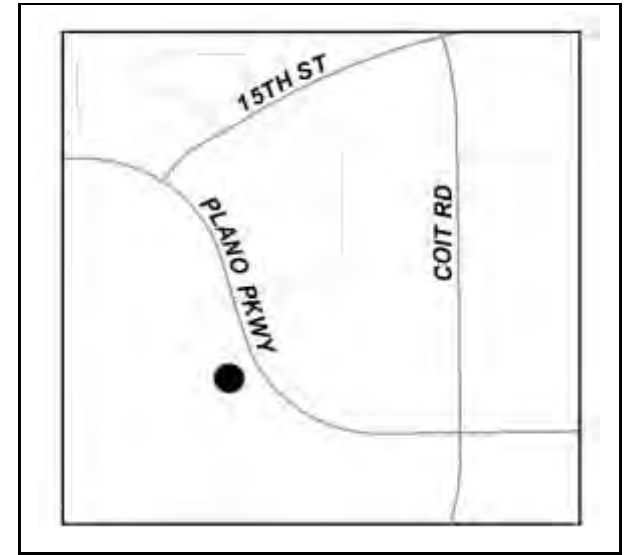
Start Date: Oct. 2022

Description:

Completion Date: Sep. 2025

Replace kennel doors & cat condos, Enclose sallyport area, &; Repair outdoor kennel runs Routine at the facility located at 4028 West Plano Parkway

Project FAC-F-7618



EXPENDITURES	Prior Years	Re-Estimate	2024-25	2025-26	2026-27	2027-28	2028-29	Future Yrs	Total
Land	0	0	0	0	0	0	0	0	0
Design	50,013	0	0	0	0	0	0	0	50,013
Construction	0	187,922	55,985	0	0	0	0	0	243,907
Equipment	0	0	0	0	0	0	0	0	0
TOTAL	50,013	187,922	55,985	0	0	0	0	0	293,920

REVENUES	Prior Years	Re-Estimate	2024-25	2025-26	2026-27	2027-28	2028-29	Future Yrs	Total
CMF	50,013	187,922	55,985	0	0	0	0	0	293,920
N/A	0	0	0	0	0	0	0	0	0
N/A	0	0	0	0	0	0	0	0	0
TOTAL	50,013	187,922	55,985	0	0	0	0	0	293,920

OPERATING BUDGET IMPACT	2024-25	2025-26	2026-27	2027-28	2028-29	Future Yrs	Total
	0	0	0	0	0	0	0

CITY OF PLANO

COMMUNITY INVESTMENT PROGRAM

Project Name: 30 - Animal Shelter Generator

Project Number: 54543

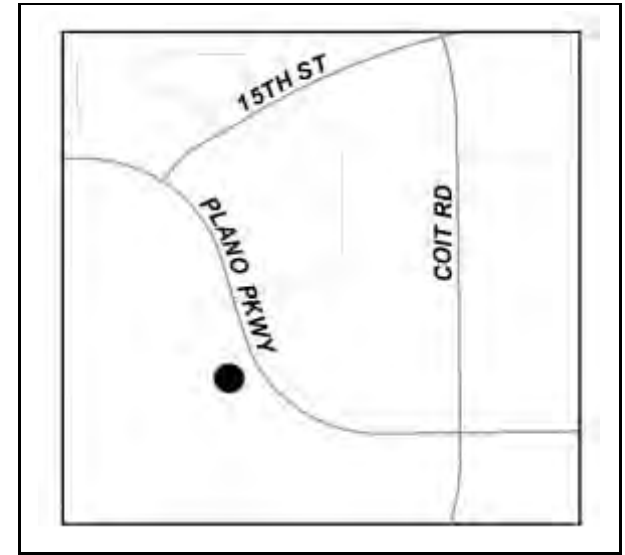
Start Date: Nov. 2021

Description:

Completion Date: Oct. 2024

Installation of 150 kW diesel generator & ATS at facility located at 4028 West Plano Parkway.

Project FAC-F-7437



EXPENDITURES	Prior Years	Re-Estimate	2024-25	2025-26	2026-27	2027-28	2028-29	Future Yrs	Total
Land	0	0	0	0	0	0	0	0	0
Design	610	0	0	0	0	0	0	0	610
Construction	62,414	116,999	0	0	0	0	0	0	179,413
Equipment	0	0	0	0	0	0	0	0	0
TOTAL	63,024	116,999	0	0	0	0	0	0	180,023

REVENUES	Prior Years	Re-Estimate	2024-25	2025-26	2026-27	2027-28	2028-29	Future Yrs	Total
CMF	63,024	116,999	0	0	0	0	0	0	180,023
N/A	0	0	0	0	0	0	0	0	0
N/A	0	0	0	0	0	0	0	0	0
TOTAL	63,024	116,999	0	0	0	0	0	0	180,023

OPERATING BUDGET IMPACT	2024-25	2025-26	2026-27	2027-28	2028-29	Future Yrs	Total
	0	0	0	0	0	0	0

CITY OF PLANO

COMMUNITY INVESTMENT PROGRAM

Project Name: 4 - Equipment & Fleet Services

Project Number: 356998

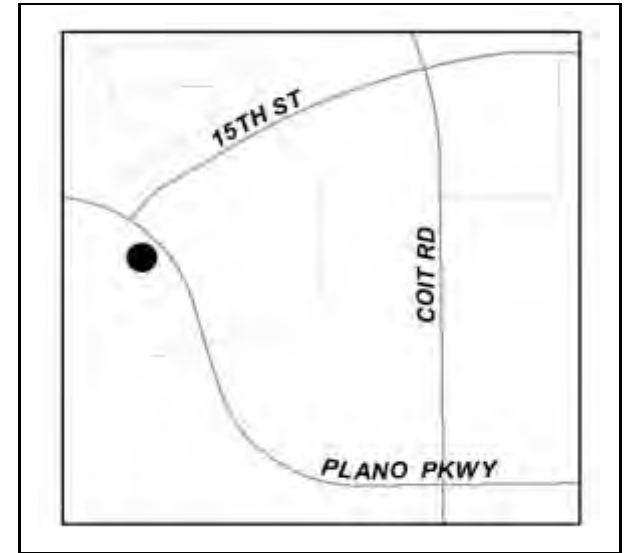
Start Date: Oct. 2025

Description:

Completion Date: Sep. 2029

Future routine repair and maintenance of facility located at 4200 West Plano Parkway that was built in 1993 and covers 55,810 square feet.

Project Numbers TBD



EXPENDITURES	Prior Years	Re-Estimate	2024-25	2025-26	2026-27	2027-28	2028-29	Future Yrs	Total
Land	0	0	0	0	0	0	0	0	0
Design	131,949	0	0	0	0	0	0	0	131,949
Construction	1,502,013	0	0	20,000	0	0	45,000	0	1,567,013
Equipment	20,402	0	0	0	0	0	0	0	20,402
TOTAL	1,654,364	0	0	20,000	0	0	45,000	0	1,719,364

REVENUES	Prior Years	Re-Estimate	2024-25	2025-26	2026-27	2027-28	2028-29	Future Yrs	Total
CMF	1,206,996	0	0	20,000	0	0	45,000	0	1,271,996
Insurance Rece	447,368	0	0	0	0	0	0	0	447,368
N/A	0	0	0	0	0	0	0	0	0
TOTAL	1,654,364	0	0	20,000	0	0	45,000	0	1,719,364

OPERATING BUDGET IMPACT	2024-25	2025-26	2026-27	2027-28	2028-29	Future Yrs	Total
	0	0	0	0	0	0	0

CITY OF PLANO

COMMUNITY INVESTMENT PROGRAM

Project Name: 4 - Fleet Building - Ceiling Fans in Bays

Project Number: 356050

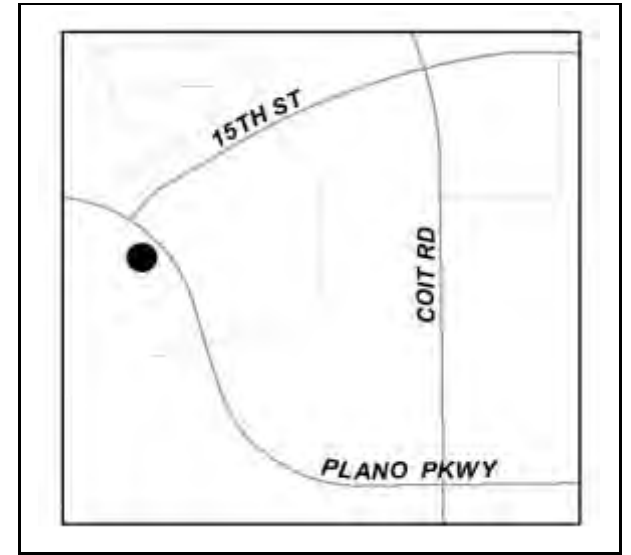
Start Date: Oct. 2023

Description:

Completion Date: Sep. 2026

Ceiling Fans to Fleet Bays replacement at the facility located at 4200 West Plano Parkway

Project FAC-F-00028



EXPENDITURES	Prior Years	Re-Estimate	2024-25	2025-26	2026-27	2027-28	2028-29	Future Yrs	Total
Land	0	0	0	0	0	0	0	0	0
Design	0	0	0	0	0	0	0	0	0
Construction	0	0	0	10,000	0	0	0	0	10,000
Equipment	0	0	0	0	0	0	0	0	0
TOTAL	0	0	0	10,000	0	0	0	0	10,000

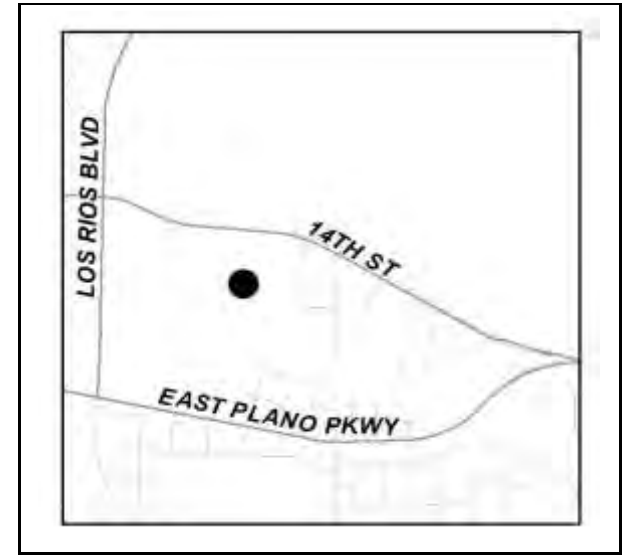
REVENUES	Prior Years	Re-Estimate	2024-25	2025-26	2026-27	2027-28	2028-29	Future Yrs	Total
CMF	0	0	0	10,000	0	0	0	0	10,000
N/A	0	0	0	0	0	0	0	0	0
N/A	0	0	0	0	0	0	0	0	0
TOTAL	0	0	0	10,000	0	0	0	0	10,000

OPERATING BUDGET IMPACT	2024-25	2025-26	2026-27	2027-28	2028-29	Future Yrs	Total
	0	0	0	0	0	0	0

CITY OF PLANO

COMMUNITY INVESTMENT PROGRAM

Project Name: 41 - Pecan Hollow - Rain gutters and down spouts
Project Number: 356051 **Start Date:** Oct. 2023
Description: **Completion Date:** Sep. 2025
 Add rain gutters and down spouts to the front of the facility located at 4901 14th Street
 Project FAC-F-00029



EXPENDITURES	Prior Years	Re-Estimate	2024-25	2025-26	2026-27	2027-28	2028-29	Future Yrs	Total
Land	0	0	0	0	0	0	0	0	0
Design	0	0	0	0	0	0	0	0	0
Construction	0	0	25,000	0	0	0	0	0	25,000
Equipment	0	0	0	0	0	0	0	0	0
TOTAL	0	0	25,000	0	0	0	0	0	25,000

REVENUES	Prior Years	Re-Estimate	2024-25	2025-26	2026-27	2027-28	2028-29	Future Yrs	Total
CMF	0	0	25,000	0	0	0	0	0	25,000
N/A	0	0	0	0	0	0	0	0	0
N/A	0	0	0	0	0	0	0	0	0
TOTAL	0	0	25,000	0	0	0	0	0	25,000

OPERATING BUDGET IMPACT	2024-25	2025-26	2026-27	2027-28	2028-29	Future Yrs	Total
	0	0	0	0	0	0	0

CITY OF PLANO

COMMUNITY INVESTMENT PROGRAM

Project Name: 41 - Pecan Hollow Clubhouse

Project Number: 356983

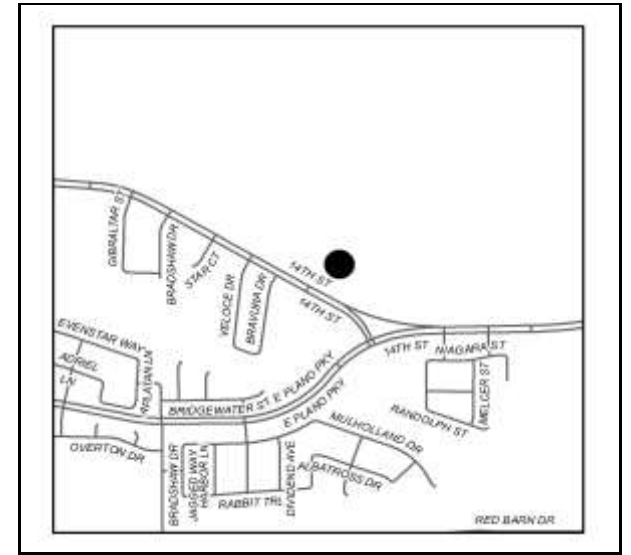
Start Date: Oct. 2025

Description:

Completion Date: Sep. 2028

Future routine repair and maintenance of facility located at 4901 14th Street that was built in 1987 and covers 7,480 square feet.

Project Numbers TBD



EXPENDITURES	Prior Years	Re-Estimate	2024-25	2025-26	2026-27	2027-28	2028-29	Future Yrs	Total
Land	0	0	0	0	0	0	0	0	0
Design	1,150	0	0	0	0	0	0	0	1,150
Construction	307,710	0	0	66,750	196,250	45,000	0	0	615,710
Equipment	29,007	0	0	0	0	0	0	0	29,007
TOTAL	337,867	0	0	66,750	196,250	45,000	0	0	645,867

REVENUES	Prior Years	Re-Estimate	2024-25	2025-26	2026-27	2027-28	2028-29	Future Yrs	Total
CMF	337,867	0	0	66,750	196,250	45,000	0	0	645,867
N/A	0	0	0	0	0	0	0	0	0
N/A	0	0	0	0	0	0	0	0	0
TOTAL	337,867	0	0	66,750	196,250	45,000	0	0	645,867

OPERATING BUDGET IMPACT	2024-25	2025-26	2026-27	2027-28	2028-29	Future Yrs	Total
	0	0	0	0	0	0	0

CITY OF PLANO

COMMUNITY INVESTMENT PROGRAM

Project Name: 41 - Pecan Hollow Clubhouse HVAC

Project Number: 54585

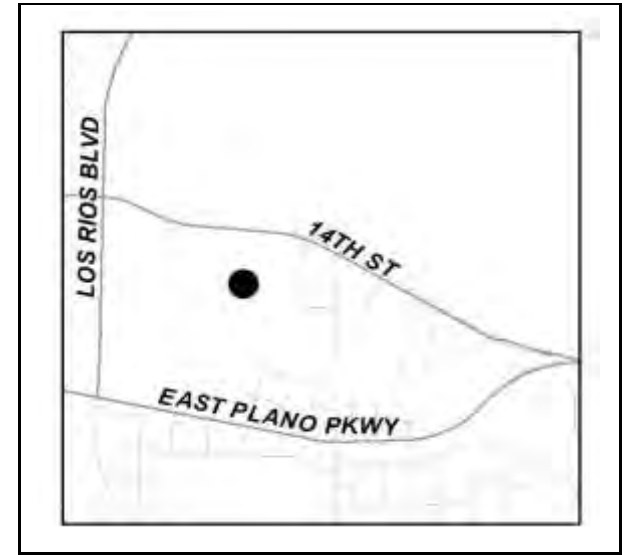
Start Date: Oct. 2022

Description:

Completion Date: Sep. 2024

Replace HVAC Systems at the facility located at 4901 14th St.

Project FAC-F-7635



EXPENDITURES	Prior Years	Re-Estimate	2024-25	2025-26	2026-27	2027-28	2028-29	Future Yrs	Total
Land	0	0	0	0	0	0	0	0	0
Design	0	0	0	0	0	0	0	0	0
Construction	14,400	176,813	0	0	0	0	0	0	191,213
Equipment	0	0	0	0	0	0	0	0	0
TOTAL	14,400	176,813	0	0	0	0	0	0	191,213

REVENUES	Prior Years	Re-Estimate	2024-25	2025-26	2026-27	2027-28	2028-29	Future Yrs	Total
N/A	14,400	176,813	0	0	0	0	0	0	191,213
N/A	0	0	0	0	0	0	0	0	0
N/A	0	0	0	0	0	0	0	0	0
TOTAL	14,400	176,813	0	0	0	0	0	0	191,213

OPERATING BUDGET IMPACT	2024-25	2025-26	2026-27	2027-28	2028-29	Future Yrs	Total
	0	0	0	0	0	0	0

CITY OF PLANO

COMMUNITY INVESTMENT PROGRAM

Project Name: 45 - Liberty Recreation Center Muscle Beach

Project Number: 54538

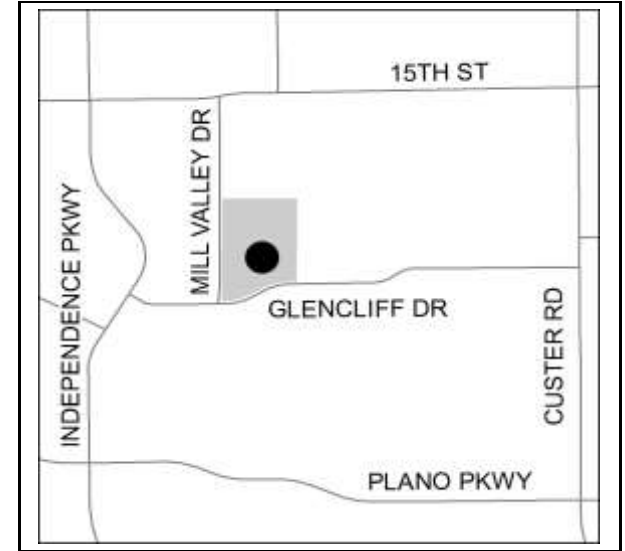
Start Date: May. 2021

Description:

Completion Date: Oct. 2024

Replace concrete around pool area, add gates around trash area & outdoor fitness area turf solution at facility located at 2601 Glencliff Drive.

Project FAC-F-7447



EXPENDITURES	Prior Years	Re-Estimate	2024-25	2025-26	2026-27	2027-28	2028-29	Future Yrs	Total
Land	0	0	0	0	0	0	0	0	0
Design	5,641	0	0	0	0	0	0	0	5,641
Construction	87,162	360,970	0	0	0	0	0	0	448,132
Equipment	0	0	0	0	0	0	0	0	0
TOTAL	92,803	360,970	0	0	0	0	0	0	453,773

REVENUES	Prior Years	Re-Estimate	2024-25	2025-26	2026-27	2027-28	2028-29	Future Yrs	Total
CMF	92,803	360,970	0	0	0	0	0	0	453,773
N/A	0	0	0	0	0	0	0	0	0
N/A	0	0	0	0	0	0	0	0	0
TOTAL	92,803	360,970	0	0	0	0	0	0	453,773

OPERATING BUDGET IMPACT	2024-25	2025-26	2026-27	2027-28	2028-29	Future Yrs	Total
	0	0	0	0	0	0	0

CITY OF PLANO

COMMUNITY INVESTMENT PROGRAM

Project Name: 47 - Courtyard Theater

Project Number: 356980

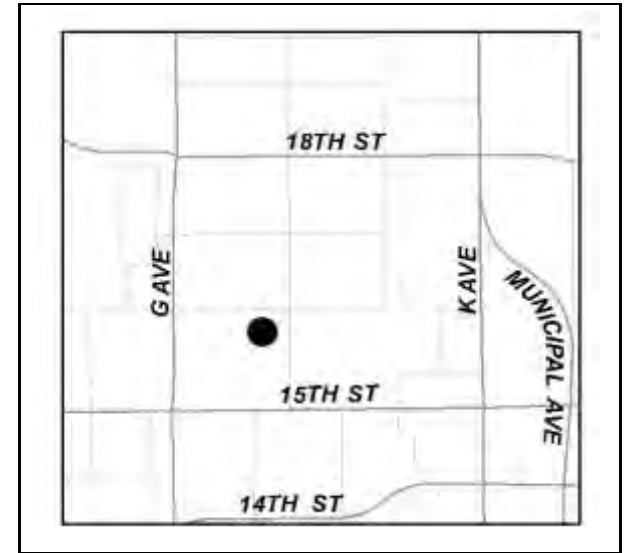
Start Date: Oct. 2025

Description:

Completion Date: Sep. 2029

Future routine repair and maintenance of facility located at 1517 H Avenue that was built in 1932 and renovated to a theater in 2002 covering 16,193 square feet.

Project Numbers TBD



EXPENDITURES	Prior Years	Re-Estimate	2024-25	2025-26	2026-27	2027-28	2028-29	Future Yrs	Total
Land	0	0	0	0	0	0	0	0	0
Design	75,208	0	0	0	0	0	0	0	75,208
Construction	1,110,355	0	0	150,000	185,000	115,000	50,000	0	1,610,355
Equipment	0	0	0	0	0	0	0	0	0
TOTAL	1,185,563	0	0	150,000	185,000	115,000	50,000	0	1,685,563

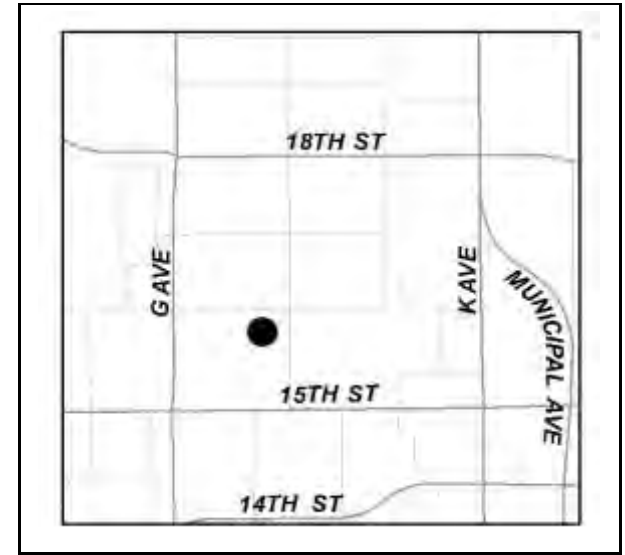
REVENUES	Prior Years	Re-Estimate	2024-25	2025-26	2026-27	2027-28	2028-29	Future Yrs	Total
CMF	1,185,563	0	0	150,000	185,000	115,000	50,000	0	1,685,563
N/A	0	0	0	0	0	0	0	0	0
N/A	0	0	0	0	0	0	0	0	0
TOTAL	1,185,563	0	0	150,000	185,000	115,000	50,000	0	1,685,563

OPERATING BUDGET IMPACT	2024-25	2025-26	2026-27	2027-28	2028-29	Future Yrs	Total
	0	0	0	0	0	0	0

CITY OF PLANO

COMMUNITY INVESTMENT PROGRAM

Project Name: 47 - Courtyard Theater - Metasys trunk & controller upgrade
Project Number: 356042 **Start Date:** Oct. 2023
Description: **Completion Date:** Sep. 2025
 Metasys trunk & controller upgrade at the facility located at 1509 H Avenue
 Project FAC-F-00020



EXPENDITURES	Prior Years	Re-Estimate	2024-25	2025-26	2026-27	2027-28	2028-29	Future Yrs	Total
Land	0	0	0	0	0	0	0	0	0
Design	0	25,000	0	0	0	0	0	0	25,000
Construction	0	0	132,100	0	0	0	0	0	132,100
Equipment	0	0	0	0	0	0	0	0	0
TOTAL	0	25,000	132,100	0	0	0	0	0	157,100

REVENUES	Prior Years	Re-Estimate	2024-25	2025-26	2026-27	2027-28	2028-29	Future Yrs	Total
CMF	0	25,000	132,100	0	0	0	0	0	157,100
N/A	0	0	0	0	0	0	0	0	0
N/A	0	0	0	0	0	0	0	0	0
TOTAL	0	25,000	132,100	0	0	0	0	0	157,100

OPERATING BUDGET IMPACT	2024-25	2025-26	2026-27	2027-28	2028-29	Future Yrs	Total
	0	0	0	0	0	0	0

CITY OF PLANO

COMMUNITY INVESTMENT PROGRAM

Project Name: 47 - Courtyard Theater - Update paint, carpet, panels

Project Number: 356007

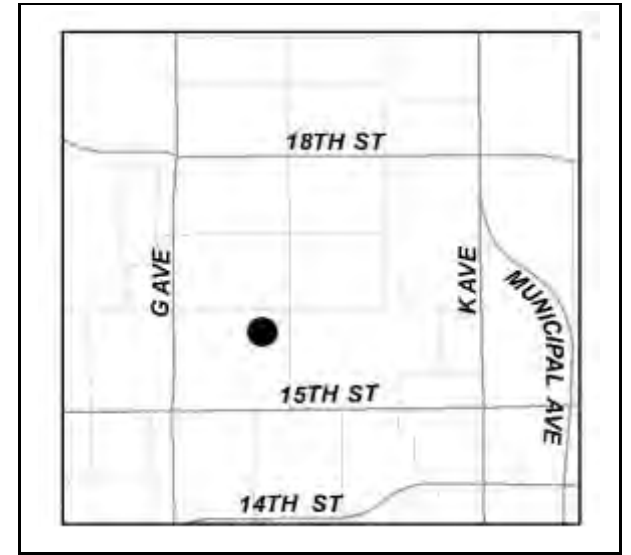
Start Date: Mar. 2023

Description:

Completion Date: May. 2025

Repaint interior, replace carpet and fabric wrapped panels at the Courtyard Theater facility located at 1509 H Ave.

Project FAC-F-00001



EXPENDITURES	Prior Years	Re-Estimate	2024-25	2025-26	2026-27	2027-28	2028-29	Future Yrs	Total
Land	0	0	0	0	0	0	0	0	0
Design	0	0	0	0	0	0	0	0	0
Construction	0	0	95,000	0	0	0	0	0	95,000
Equipment	0	0	0	0	0	0	0	0	0
TOTAL	0	0	95,000	0	0	0	0	0	95,000

REVENUES	Prior Years	Re-Estimate	2024-25	2025-26	2026-27	2027-28	2028-29	Future Yrs	Total
CMF	0	0	95,000	0	0	0	0	0	95,000
N/A	0	0	0	0	0	0	0	0	0
N/A	0	0	0	0	0	0	0	0	0
TOTAL	0	0	95,000	0	0	0	0	0	95,000

OPERATING BUDGET IMPACT	2024-25	2025-26	2026-27	2027-28	2028-29	Future Yrs	Total
	0	0	0	0	0	0	0

CITY OF PLANO

COMMUNITY INVESTMENT PROGRAM

Project Name: 48 - Fire Station #6

Project Number: 356979

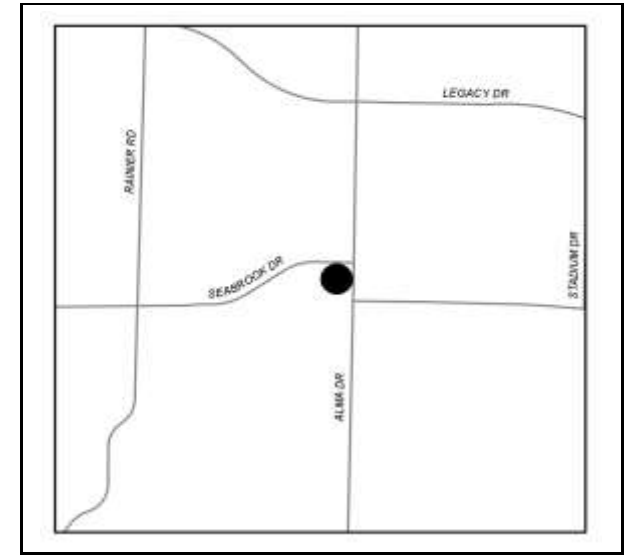
Start Date: Oct. 2027

Description:

Completion Date: Sep. 2028

Future routine repair and maintenance of the fire station located at 6651 Alma Drive that was built in 1986. This 7,523 square foot facility has two apparatus bays and can accommodate up to 12 personnel.

Project Numbers TBD



EXPENDITURES	Prior Years	Re-Estimate	2024-25	2025-26	2026-27	2027-28	2028-29	Future Yrs	Total
Land	0	0	0	0	0	0	0	0	0
Design	350	0	0	0	0	0	0	0	350
Construction	304,281	0	0	0	0	40,000	0	0	344,281
Equipment	589	0	0	0	0	0	0	0	589
TOTAL	305,220	0	0	0	0	40,000	0	0	345,220

REVENUES	Prior Years	Re-Estimate	2024-25	2025-26	2026-27	2027-28	2028-29	Future Yrs	Total
CMF	305,220	0	0	0	0	40,000	0	0	345,220
N/A	0	0	0	0	0	0	0	0	0
N/A	0	0	0	0	0	0	0	0	0
TOTAL	305,220	0	0	0	0	40,000	0	0	345,220

OPERATING BUDGET IMPACT	2024-25	2025-26	2026-27	2027-28	2028-29	Future Yrs	Total
	0	0	0	0	0	0	0

CITY OF PLANO

COMMUNITY INVESTMENT PROGRAM

Project Name: 48 - Fire Station 6 Lighting

Project Number: 54566

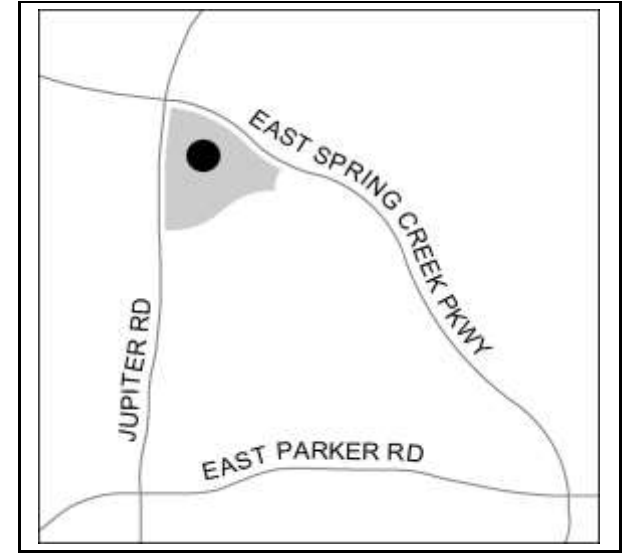
Start Date: Oct. 2022

Description:

Completion Date: Sep. 2026

Replace automated controls with current code required controls at the fire station located at 900 Seabrook Dr.

Project FAC-F-7614



EXPENDITURES	Prior Years	Re-Estimate	2024-25	2025-26	2026-27	2027-28	2028-29	Future Yrs	Total
Land	0	0	0	0	0	0	0	0	0
Design	3,700	2,800	0	0	0	0	0	0	6,500
Construction	0	0	0	53,500	0	0	0	0	53,500
Equipment	0	0	0	0	0	0	0	0	0
TOTAL	3,700	2,800	0	53,500	0	0	0	0	60,000

REVENUES	Prior Years	Re-Estimate	2024-25	2025-26	2026-27	2027-28	2028-29	Future Yrs	Total
CMF	3,700	2,800	0	53,500	0	0	0	0	60,000
N/A	0	0	0	0	0	0	0	0	0
N/A	0	0	0	0	0	0	0	0	0
TOTAL	3,700	2,800	0	53,500	0	0	0	0	60,000

OPERATING BUDGET IMPACT	2024-25	2025-26	2026-27	2027-28	2028-29	Future Yrs	Total
	0	0	0	0	0	0	0

CITY OF PLANO

COMMUNITY INVESTMENT PROGRAM

Project Name: 5 - Police Central

Project Number: 356997

Start Date: Oct. 2025

Description:

Completion Date: Sep. 2029

Future routine repair and maintenance of building located at 909 14th Street that was built in 1989 and upgraded in 2006. The facility covers 54,454 square feet.

Project Numbers TBD



EXPENDITURES	Prior Years	Re-Estimate	2024-25	2025-26	2026-27	2027-28	2028-29	Future Yrs	Total
Land	0	0	0	0	0	0	0	0	0
Design	75,685	0	0	0	0	0	0	0	75,685
Construction	1,712,375	0	0	35,000	150,000	2,423,791	200,000	0	4,521,166
Equipment	90,047	0	0	0	0	0	0	0	90,047
TOTAL	1,878,107	0	0	35,000	150,000	2,423,791	200,000	0	4,686,898

REVENUES	Prior Years	Re-Estimate	2024-25	2025-26	2026-27	2027-28	2028-29	Future Yrs	Total
CMF	1,858,033	0	0	35,000	150,000	2,423,791	200,000	0	4,666,824
Insurance Reci	11,170	0	0	0	0	0	0	0	11,170
Misc. Revenue	8,904	0	0	0	0	0	0	0	8,904
TOTAL	1,878,107	0	0	35,000	150,000	2,423,791	200,000	0	4,686,898

OPERATING BUDGET IMPACT	2024-25	2025-26	2026-27	2027-28	2028-29	Future Yrs	Total
	0	0	0	0	0	0	0

CITY OF PLANO

COMMUNITY INVESTMENT PROGRAM

Project Name: 5 - Police Central Generator

Project Number: 54545

Start Date: Oct. 2022

Description:

Completion Date: Feb. 2026

Replace 100 kW natural gas generator for building located at 909 14th Street.

Project FAC-F-7605



EXPENDITURES	Prior Years	Re-Estimate	2024-25	2025-26	2026-27	2027-28	2028-29	Future Yrs	Total
Land	0	0	0	0	0	0	0	0	0
Design	0	0	0	0	0	0	0	0	0
Construction	0	62,616	0	117,384	0	0	0	0	180,000
Equipment	0	0	0	0	0	0	0	0	0
TOTAL	0	62,616	0	117,384	0	0	0	0	180,000

REVENUES	Prior Years	Re-Estimate	2024-25	2025-26	2026-27	2027-28	2028-29	Future Yrs	Total
CMF	0	62,616	0	117,384	0	0	0	0	180,000
N/A	0	0	0	0	0	0	0	0	0
N/A	0	0	0	0	0	0	0	0	0
TOTAL	0	62,616	0	117,384	0	0	0	0	180,000

OPERATING BUDGET IMPACT	2024-25	2025-26	2026-27	2027-28	2028-29	Future Yrs	Total
	0	0	0	0	0	0	0

CITY OF PLANO

COMMUNITY INVESTMENT PROGRAM

Project Name: 5 - Police Central Space Study

Project Number: 54582

Start Date: Oct. 2022

Description:

Completion Date: Apr. 2024

Programming and space study for proposed 2025 bond project to replace the Justice Center

Project FAC-F-7627



EXPENDITURES	Prior Years	Re-Estimate	2024-25	2025-26	2026-27	2027-28	2028-29	Future Yrs	Total
Land	0	0	0	0	0	0	0	0	0
Design	0	450,000	0	0	0	0	0	0	450,000
Construction	0	0	0	0	0	0	0	0	0
Equipment	0	0	0	0	0	0	0	0	0
TOTAL	0	450,000	0	0	0	0	0	0	450,000

REVENUES	Prior Years	Re-Estimate	2024-25	2025-26	2026-27	2027-28	2028-29	Future Yrs	Total
CMF	0	450,000	0	0	0	0	0	0	450,000
N/A	0	0	0	0	0	0	0	0	0
N/A	0	0	0	0	0	0	0	0	0
TOTAL	0	450,000	0	0	0	0	0	0	450,000

OPERATING BUDGET IMPACT	2024-25	2025-26	2026-27	2027-28	2028-29	Future Yrs	Total
	0	0	0	0	0	0	0

CITY OF PLANO

COMMUNITY INVESTMENT PROGRAM

Project Name: 5 - Police Central Split A/C

Project Number: 54581

Start Date: Oct. 2022

Description:

Completion Date: Jun. 2025

Replace Split System A/C Units at the facility located at 909 14th St.

Project FAC-F-7626



EXPENDITURES	Prior Years	Re-Estimate	2024-25	2025-26	2026-27	2027-28	2028-29	Future Yrs	Total
Land	0	0	0	0	0	0	0	0	0
Design	8,550	7,350	0	0	0	0	0	0	15,900
Construction	18,467	0	434,100	0	0	0	0	0	452,567
Equipment	0	0	0	0	0	0	0	0	0
TOTAL	27,017	7,350	434,100	0	0	0	0	0	468,467

REVENUES	Prior Years	Re-Estimate	2024-25	2025-26	2026-27	2027-28	2028-29	Future Yrs	Total
CMF	27,017	7,350	434,100	0	0	0	0	0	468,467
N/A	0	0	0	0	0	0	0	0	0
N/A	0	0	0	0	0	0	0	0	0
TOTAL	27,017	7,350	434,100	0	0	0	0	0	468,467

OPERATING BUDGET IMPACT	2024-25	2025-26	2026-27	2027-28	2028-29	Future Yrs	Total
	0	0	0	0	0	0	0

CITY OF PLANO

COMMUNITY INVESTMENT PROGRAM

Project Name: 5 - Police Central Toler Room Reno & Foundation Repair

Project Number: 54544

Start Date: Dec. 2020

Description:

Completion Date: Sep. 2024

Remodel Toler Room & Police Supply Room, repair foundation & install lighting system to meet code requirements in building located at 909 14th Street.

Project FAC-F-7342



EXPENDITURES	Prior Years	Re-Estimate	2024-25	2025-26	2026-27	2027-28	2028-29	Future Yrs	Total
Land	0	0	0	0	0	0	0	0	0
Design	197,416	0	0	0	0	0	0	0	197,416
Construction	161,791	1,154,123	0	0	0	0	0	0	1,315,914
Equipment	0	0	0	0	0	0	0	0	0
TOTAL	359,207	1,154,123	0	0	0	0	0	0	1,513,330

REVENUES	Prior Years	Re-Estimate	2024-25	2025-26	2026-27	2027-28	2028-29	Future Yrs	Total
CMF	359,207	1,154,123	0	0	0	0	0	0	1,513,330
N/A	0	0	0	0	0	0	0	0	0
N/A	0	0	0	0	0	0	0	0	0
TOTAL	359,207	1,154,123	0	0	0	0	0	0	1,513,330

OPERATING BUDGET IMPACT	2024-25	2025-26	2026-27	2027-28	2028-29	Future Yrs	Total
	0	0	0	0	0	0	0

CITY OF PLANO

COMMUNITY INVESTMENT PROGRAM

Project Name: 50 - Tom Muehlenbeck Center - Inside Pool Pump Repairs

Project Number: 356002

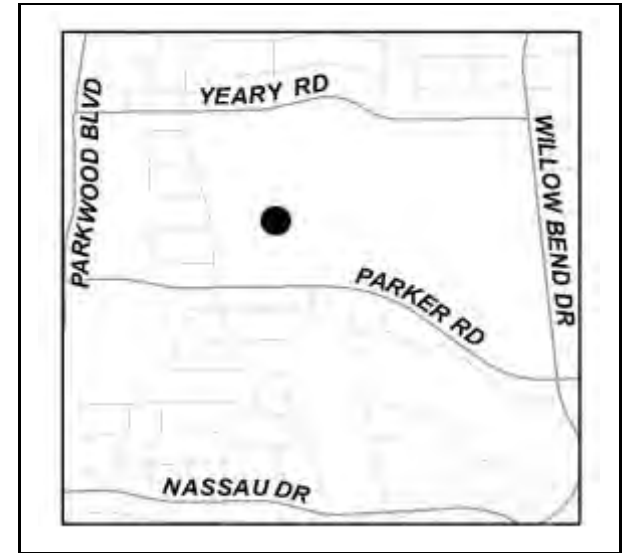
Start Date: Oct. 2022

Description:

Completion Date: Sep. 2023

Replace inside pumps, stater/contacter and disconnect at the facility located at 5801 West Parker Road

Project FAC-F-356002



EXPENDITURES	Prior Years	Re-Estimate	2024-25	2025-26	2026-27	2027-28	2028-29	Future Yrs	Total
Land	0	0	0	0	0	0	0	0	0
Design	0	0	0	0	0	0	0	0	0
Construction	14,389	2,992	0	0	0	0	0	0	17,381
Equipment	0	0	0	0	0	0	0	0	0
TOTAL	14,389	2,992	0	0	0	0	0	0	17,381

REVENUES	Prior Years	Re-Estimate	2024-25	2025-26	2026-27	2027-28	2028-29	Future Yrs	Total
CMF	14,389	2,992	0	0	0	0	0	0	17,381
N/A	0	0	0	0	0	0	0	0	0
N/A	0	0	0	0	0	0	0	0	0
TOTAL	14,389	2,992	0	0	0	0	0	0	17,381

OPERATING BUDGET IMPACT	2024-25	2025-26	2026-27	2027-28	2028-29	Future Yrs	Total
	0	0	0	0	0	0	0

CITY OF PLANO

COMMUNITY INVESTMENT PROGRAM

Project Name: 50 - Tom Muehlenbeck Rec Center Generator

Project Number: 54562

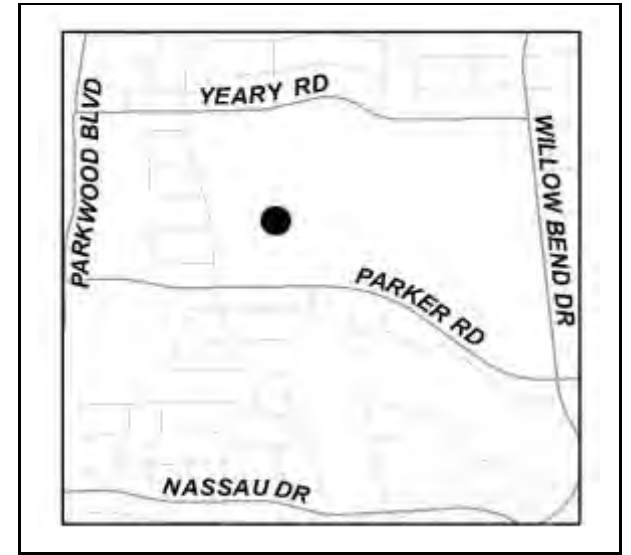
Start Date: Oct. 2022

Description:

Completion Date: Apr. 2026

Install new 900 kW diesel fueled generator & ATS at the facility located at 5801 West Parker Road.

Project FAC-F-7603



EXPENDITURES	Prior Years	Re-Estimate	2024-25	2025-26	2026-27	2027-28	2028-29	Future Yrs	Total
Land	0	0	0	0	0	0	0	0	0
Design	0	10,055	0	0	0	0	0	0	10,055
Construction	0	0	0	1,589,945	0	0	0	0	1,589,945
Equipment	0	0	0	0	0	0	0	0	0
TOTAL	0	10,055	0	1,589,945	0	0	0	0	1,600,000

REVENUES	Prior Years	Re-Estimate	2024-25	2025-26	2026-27	2027-28	2028-29	Future Yrs	Total
CMF	0	10,055	0	1,589,945	0	0	0	0	1,600,000
N/A	0	0	0	0	0	0	0	0	0
N/A	0	0	0	0	0	0	0	0	0
TOTAL	0	10,055	0	1,589,945	0	0	0	0	1,600,000

OPERATING BUDGET IMPACT	2024-25	2025-26	2026-27	2027-28	2028-29	Future Yrs	Total
	0	0	0	0	0	0	0

CITY OF PLANO

COMMUNITY INVESTMENT PROGRAM

Project Name: 50 - Tom Muehlenbeck Recreation Center

Project Number: 356978

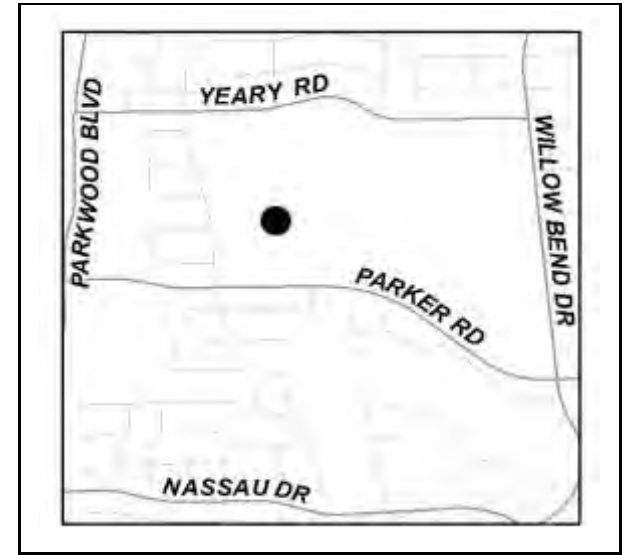
Start Date: Oct. 2026

Description:

Completion Date: Sep. 2029

Future routine repair and maintenance of facility located at 5801 West Parker Road that was built in 2007 and covers 88,120 square feet.

Project Numbers TBD



EXPENDITURES	Prior Years	Re-Estimate	2024-25	2025-26	2026-27	2027-28	2028-29	Future Yrs	Total
Land	0	0	0	0	0	0	0	0	0
Design	57,100	0	0	0	0	0	0	0	57,100
Construction	2,555,911	0	0	0	176,000	0	75,240	0	2,807,151
Equipment	0	0	0	0	0	0	0	0	0
TOTAL	2,613,011	0	0	0	176,000	0	75,240	0	2,864,251

REVENUES	Prior Years	Re-Estimate	2024-25	2025-26	2026-27	2027-28	2028-29	Future Yrs	Total
CMF	2,613,011	0	0	0	176,000	0	75,240	0	2,864,251
N/A	0	0	0	0	0	0	0	0	0
N/A	0	0	0	0	0	0	0	0	0
TOTAL	2,613,011	0	0	0	176,000	0	75,240	0	2,864,251

OPERATING BUDGET IMPACT	2024-25	2025-26	2026-27	2027-28	2028-29	Future Yrs	Total
	0	0	0	0	0	0	0

CITY OF PLANO

COMMUNITY INVESTMENT PROGRAM

Project Name: 51 - Fire Station #11

Project Number: 356977

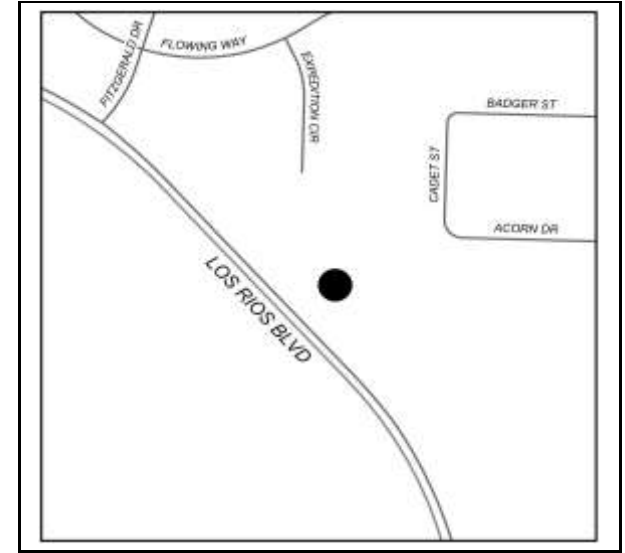
Start Date: Oct. 2025

Description:

Completion Date: Sep. 2028

Future routine repair and maintenance at the fire station located at 4800 Los Rios Blvd.

Project Numbers TBD



EXPENDITURES	Prior Years	Re-Estimate	2024-25	2025-26	2026-27	2027-28	2028-29	Future Yrs	Total
Land	0	0	0	0	0	0	0	0	0
Design	2,463	0	0	0	0	0	0	0	2,463
Construction	24,742	0	0	135,000	773,093	117,000	0	0	1,049,835
Equipment	0	0	0	0	0	0	0	0	0
TOTAL	27,205	0	0	135,000	773,093	117,000	0	0	1,052,298

REVENUES	Prior Years	Re-Estimate	2024-25	2025-26	2026-27	2027-28	2028-29	Future Yrs	Total
CMF	27,205	0	0	135,000	773,093	117,000	0	0	1,052,298
N/A	0	0	0	0	0	0	0	0	0
N/A	0	0	0	0	0	0	0	0	0
TOTAL	27,205	0	0	135,000	773,093	117,000	0	0	1,052,298

OPERATING BUDGET IMPACT	2024-25	2025-26	2026-27	2027-28	2028-29	Future Yrs	Total
	0	0	0	0	0	0	0

CITY OF PLANO

COMMUNITY INVESTMENT PROGRAM

Project Name: 51 - Fire Station #11 - Interior Paint

Project Number: 356091

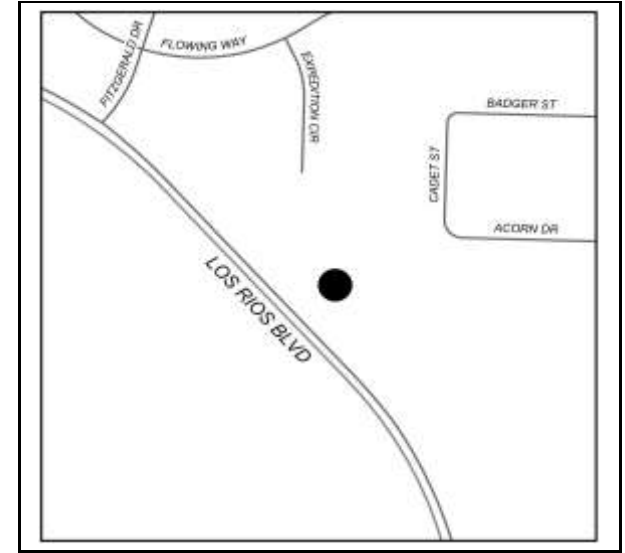
Start Date: Oct. 2023

Description:

Completion Date: Sep. 2026

Interior Paint at the facility located at 4800 Los Rios Blvd

Project FAC-F-00064



EXPENDITURES	Prior Years	Re-Estimate	2024-25	2025-26	2026-27	2027-28	2028-29	Future Yrs	Total
Land	0	0	0	0	0	0	0	0	0
Design	0	0	0	0	0	0	0	0	0
Construction	0	0	0	25,000	0	0	0	0	25,000
Equipment	0	0	0	0	0	0	0	0	0
TOTAL	0	0	0	25,000	0	0	0	0	25,000

REVENUES	Prior Years	Re-Estimate	2024-25	2025-26	2026-27	2027-28	2028-29	Future Yrs	Total
CMF	0	0	0	25,000	0	0	0	0	25,000
N/A	0	0	0	0	0	0	0	0	0
N/A	0	0	0	0	0	0	0	0	0
TOTAL	0	0	0	25,000	0	0	0	0	25,000

OPERATING BUDGET IMPACT	2024-25	2025-26	2026-27	2027-28	2028-29	Future Yrs	Total
	0	0	0	0	0	0	0

CITY OF PLANO

COMMUNITY INVESTMENT PROGRAM

Project Name: 51 - Fire Station #11 - Paint app bay

Project Number: 356092

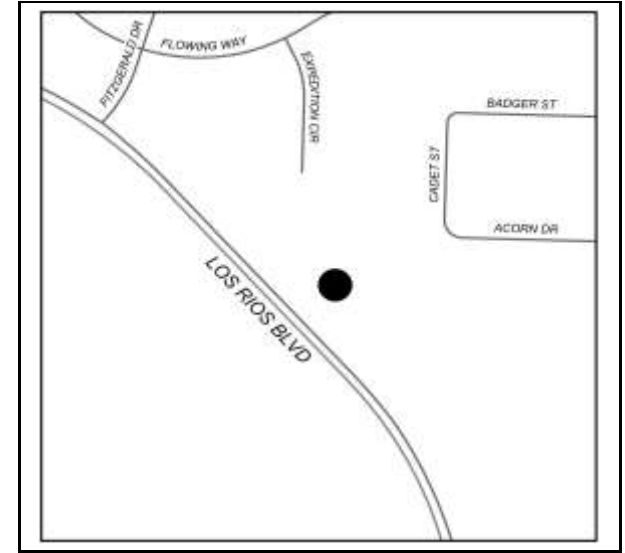
Start Date: Oct. 2023

Description:

Completion Date: Sep. 2026

Paint apparatus bay of facility located at 4800 Los Rios Blvd

Project FAC-F-00065



EXPENDITURES	Prior Years	Re-Estimate	2024-25	2025-26	2026-27	2027-28	2028-29	Future Yrs	Total
Land	0	0	0	0	0	0	0	0	0
Design	0	0	0	0	0	0	0	0	0
Construction	0	0	0	20,000	0	0	0	0	20,000
Equipment	0	0	0	0	0	0	0	0	0
TOTAL	0	0	0	20,000	0	0	0	0	20,000

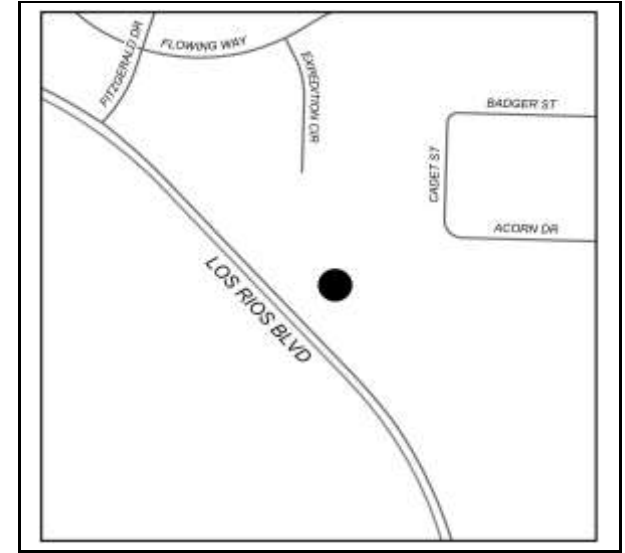
REVENUES	Prior Years	Re-Estimate	2024-25	2025-26	2026-27	2027-28	2028-29	Future Yrs	Total
CMF	0	0	0	20,000	0	0	0	0	20,000
N/A	0	0	0	0	0	0	0	0	0
N/A	0	0	0	0	0	0	0	0	0
TOTAL	0	0	0	20,000	0	0	0	0	20,000

OPERATING BUDGET IMPACT	2024-25	2025-26	2026-27	2027-28	2028-29	Future Yrs	Total
	0	0	0	0	0	0	0

CITY OF PLANO

COMMUNITY INVESTMENT PROGRAM

Project Name: 51 -Fire Station 11 - Replace HVAC Units
Project Number: 356034 **Start Date:** Oct. 2023
Description: **Completion Date:** Sep. 2025
 Replace HVAC Units at the facility located at 4800 Los Rios Blvd
 Project FAC-F-00012



EXPENDITURES	Prior Years	Re-Estimate	2024-25	2025-26	2026-27	2027-28	2028-29	Future Yrs	Total
Land	0	0	0	0	0	0	0	0	0
Design	0	0	0	0	0	0	0	0	0
Construction	0	133,955	4,945	0	0	0	0	0	138,900
Equipment	0	0	0	0	0	0	0	0	0
TOTAL	0	133,955	4,945	0	0	0	0	0	138,900

REVENUES	Prior Years	Re-Estimate	2024-25	2025-26	2026-27	2027-28	2028-29	Future Yrs	Total
CMF	0	133,955	4,945	0	0	0	0	0	138,900
N/A	0	0	0	0	0	0	0	0	0
N/A	0	0	0	0	0	0	0	0	0
TOTAL	0	133,955	4,945	0	0	0	0	0	138,900

OPERATING BUDGET IMPACT	2024-25	2025-26	2026-27	2027-28	2028-29	Future Yrs	Total
	0	0	0	0	0	0	0

CITY OF PLANO

COMMUNITY INVESTMENT PROGRAM

Project Name: 51 - Fire Station 11 Generator

Project Number: 54542

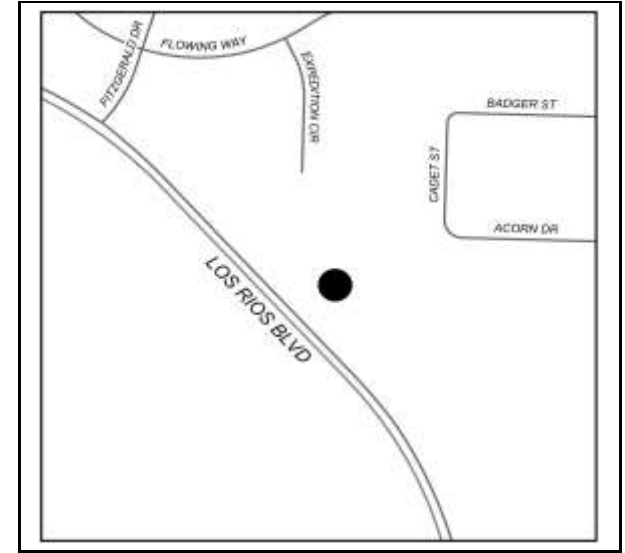
Start Date: Mar. 2021

Description:

Completion Date: Feb. 2025

Replace 80 kW generator at the fire station located at 4800 Los Rios Blvd.

Project FAC-F-7451



EXPENDITURES	Prior Years	Re-Estimate	2024-25	2025-26	2026-27	2027-28	2028-29	Future Yrs	Total
Land	0	0	0	0	0	0	0	0	0
Design	3,300	0	0	0	0	0	0	0	3,300
Construction	18,390	51,407	118,686	0	0	0	0	0	188,483
Equipment	0	0	0	0	0	0	0	0	0
TOTAL	21,690	51,407	118,686	0	0	0	0	0	191,783

REVENUES	Prior Years	Re-Estimate	2024-25	2025-26	2026-27	2027-28	2028-29	Future Yrs	Total
CMF	21,690	51,407	118,686	0	0	0	0	0	191,783
N/A	0	0	0	0	0	0	0	0	0
N/A	0	0	0	0	0	0	0	0	0
TOTAL	21,690	51,407	118,686	0	0	0	0	0	191,783

OPERATING BUDGET IMPACT	2024-25	2025-26	2026-27	2027-28	2028-29	Future Yrs	Total
	0	0	0	0	0	0	0

CITY OF PLANO

COMMUNITY INVESTMENT PROGRAM

Project Name: 52 - Joint Use Facility

Project Number: 356976

Start Date: Oct. 2025

Description:

Completion Date: Sep. 2029

Future routine repair and maintenance of facility located at 7501 North Independence Parkway, which was built in 2005 and covers 25,110 square feet.

Project Numbers TBD



EXPENDITURES	Prior Years	Re-Estimate	2024-25	2025-26	2026-27	2027-28	2028-29	Future Yrs	Total
Land	0	0	0	0	0	0	0	0	0
Design	174,696	0	0	0	0	0	0	0	174,696
Construction	1,846,529	0	0	51,000	1,531,925	46,750	37,500	0	3,513,704
Equipment	154,118	0	0	0	0	0	0	0	154,118
TOTAL	2,175,343	0	0	51,000	1,531,925	46,750	37,500	0	3,842,518

REVENUES	Prior Years	Re-Estimate	2024-25	2025-26	2026-27	2027-28	2028-29	Future Yrs	Total
CMF	2,175,343	0	0	51,000	1,531,925	46,750	37,500	0	3,842,518
N/A	0	0	0	0	0	0	0	0	0
N/A	0	0	0	0	0	0	0	0	0
TOTAL	2,175,343	0	0	51,000	1,531,925	46,750	37,500	0	3,842,518

OPERATING BUDGET IMPACT	2024-25	2025-26	2026-27	2027-28	2028-29	Future Yrs	Total
	0	0	0	0	0	0	0

CITY OF PLANO

COMMUNITY INVESTMENT PROGRAM

Project Name: 52 - Joint Use Facility - Upgrade HVAC Controls
Project Number: 356009 **Start Date:** Oct. 2022
Description: **Completion Date:** Sep. 2024
 Upgrade HVAC Controls at the facility located at 7501 North Independence Parkway
 Project FAC-F-0052



EXPENDITURES	Prior Years	Re-Estimate	2024-25	2025-26	2026-27	2027-28	2028-29	Future Yrs	Total
Land	0	0	0	0	0	0	0	0	0
Design	0	0	0	0	0	0	0	0	0
Construction	0	99,970	0	0	0	0	0	0	99,970
Equipment	0	0	0	0	0	0	0	0	0
TOTAL	0	99,970	0	0	0	0	0	0	99,970

REVENUES	Prior Years	Re-Estimate	2024-25	2025-26	2026-27	2027-28	2028-29	Future Yrs	Total
CMF	0	99,970	0	0	0	0	0	0	99,970
N/A	0	0	0	0	0	0	0	0	0
N/A	0	0	0	0	0	0	0	0	0
TOTAL	0	99,970	0	0	0	0	0	0	99,970

OPERATING BUDGET IMPACT	2024-25	2025-26	2026-27	2027-28	2028-29	Future Yrs	Total
	0	0	0	0	0	0	0

CITY OF PLANO

COMMUNITY INVESTMENT PROGRAM

Project Name: 52 - Joint Use Facility Generator

Project Number: 54558

Start Date: Oct. 2022

Description:

Completion Date: Nov. 2026

Replace generator at the facility located at 7501 North Independence Parkway.

Project FAC-F-7608



EXPENDITURES	Prior Years	Re-Estimate	2024-25	2025-26	2026-27	2027-28	2028-29	Future Yrs	Total
Land	0	0	0	0	0	0	0	0	0
Design	0	0	0	0	0	0	0	0	0
Construction	0	20,737	68,688	170,576	0	0	0	0	260,001
Equipment	0	0	0	0	0	0	0	0	0
TOTAL	0	20,737	68,688	170,576	0	0	0	0	260,001

REVENUES	Prior Years	Re-Estimate	2024-25	2025-26	2026-27	2027-28	2028-29	Future Yrs	Total
CMF	0	20,737	68,688	170,576	0	0	0	0	260,001
N/A	0	0	0	0	0	0	0	0	0
N/A	0	0	0	0	0	0	0	0	0
TOTAL	0	20,737	68,688	170,576	0	0	0	0	260,001

OPERATING BUDGET IMPACT	2024-25	2025-26	2026-27	2027-28	2028-29	Future Yrs	Total
	0	0	0	0	0	0	0

CITY OF PLANO

COMMUNITY INVESTMENT PROGRAM

Project Name: 52 - Joint Use Facility PD Furniture Replacement

Project Number: 356134

Start Date: Oct. 2023

Description:

Completion Date: Sep. 2025

Update furniture and cubicles that have reached their end of life in the Police Records Division at the facility located at 7501 North Independence Parkway.

Project FAC-F-00108



EXPENDITURES	Prior Years	Re-Estimate	2024-25	2025-26	2026-27	2027-28	2028-29	Future Yrs	Total
Land	0	0	0	0	0	0	0	0	0
Design	0	13,125	0	0	0	0	0	0	13,125
Construction	0	0	66,875	0	0	0	0	0	66,875
Equipment	0	0	0	0	0	0	0	0	0
TOTAL	0	13,125	66,875	0	0	0	0	0	80,000

REVENUES	Prior Years	Re-Estimate	2024-25	2025-26	2026-27	2027-28	2028-29	Future Yrs	Total
CMF	0	13,125	66,875	0	0	0	0	0	80,000
N/A	0	0	0	0	0	0	0	0	0
N/A	0	0	0	0	0	0	0	0	0
TOTAL	0	13,125	66,875	0	0	0	0	0	80,000

OPERATING BUDGET IMPACT	2024-25	2025-26	2026-27	2027-28	2028-29	Future Yrs	Total
	0	0	0	0	0	0	0

CITY OF PLANO

COMMUNITY INVESTMENT PROGRAM

Project Name: 55 - Dublin Road Golf Shop

Project Number: 356974

Start Date: Oct. 2025

Description:

Completion Date: Sep. 2029

Future routine repair and maintenance of facility located at 1501 Dublin Rd.

Project Numbers TBD



EXPENDITURES	Prior Years	Re-Estimate	2024-25	2025-26	2026-27	2027-28	2028-29	Future Yrs	Total
Land	0	0	0	0	0	0	0	0	0
Design	1,358	0	0	0	0	0	0	0	1,358
Construction	21,144	0	0	45,000	0	0	20,000	0	86,144
Equipment	6,699	0	0	0	0	0	0	0	6,699
TOTAL	29,201	0	0	45,000	0	0	20,000	0	94,201

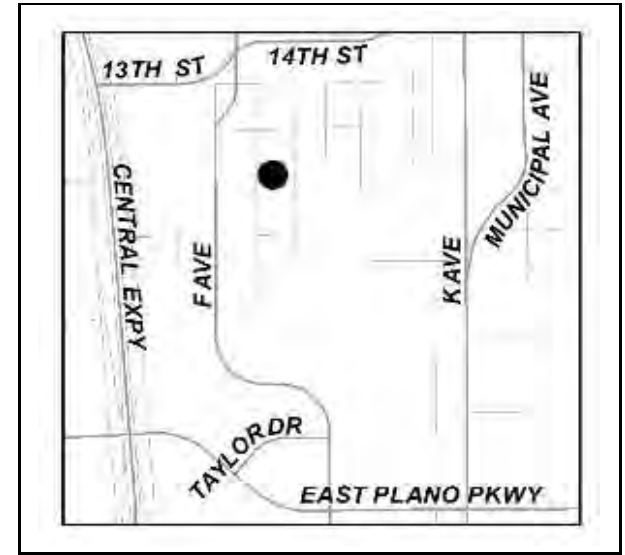
REVENUES	Prior Years	Re-Estimate	2024-25	2025-26	2026-27	2027-28	2028-29	Future Yrs	Total
CMF	29,201	0	0	45,000	0	0	20,000	0	94,201
N/A	0	0	0	0	0	0	0	0	0
N/A	0	0	0	0	0	0	0	0	0
TOTAL	29,201	0	0	45,000	0	0	20,000	0	94,201

OPERATING BUDGET IMPACT	2024-25	2025-26	2026-27	2027-28	2028-29	Future Yrs	Total
	0	0	0	0	0	0	0

CITY OF PLANO

COMMUNITY INVESTMENT PROGRAM

Project Name: 56 - Thomas Gymnasium / Douglass Comm. Ctr.
Project Number: 356973 **Start Date:** Oct. 2025
Description: **Completion Date:** Sep. 2029
 Future routine repair and maintenance of facility located at 1111 H Ave.
 Project Numbers TBD



EXPENDITURES	Prior Years	Re-Estimate	2024-25	2025-26	2026-27	2027-28	2028-29	Future Yrs	Total
Land	0	0	0	0	0	0	0	0	0
Design	0	0	0	0	0	0	0	0	0
Construction	0	0	0	75,000	0	30,000	170,000	0	275,000
Equipment	0	0	0	0	0	0	0	0	0
TOTAL	0	0	0	75,000	0	30,000	170,000	0	275,000

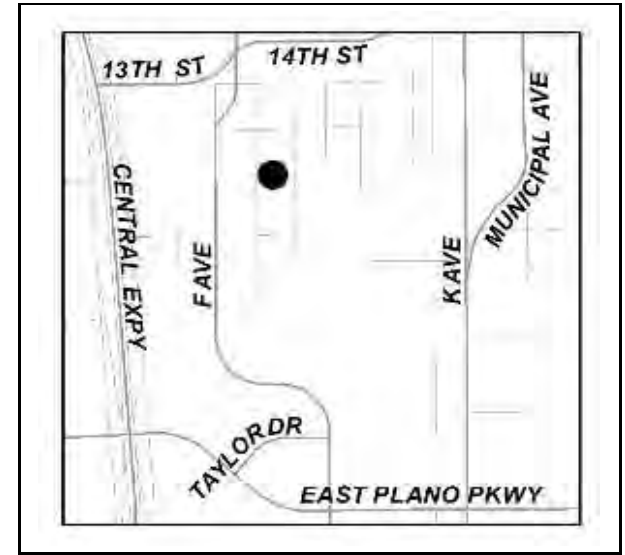
REVENUES	Prior Years	Re-Estimate	2024-25	2025-26	2026-27	2027-28	2028-29	Future Yrs	Total
CMF	0	0	0	75,000	0	30,000	170,000	0	275,000
N/A	0	0	0	0	0	0	0	0	0
N/A	0	0	0	0	0	0	0	0	0
TOTAL	0	0	0	75,000	0	30,000	170,000	0	275,000

OPERATING BUDGET IMPACT	2024-25	2025-26	2026-27	2027-28	2028-29	Future Yrs	Total
	0	0	0	0	0	0	0

CITY OF PLANO

COMMUNITY INVESTMENT PROGRAM

Project Name: 57 - Douglas Community Center - Replace tile flooring
Project Number: 356085 **Start Date:** Oct. 2023
Description: **Completion Date:** Sep. 2025
 Replace tile flooring at the facility located at 1111 H Avenue
 Project FAC-F-00058



EXPENDITURES	Prior Years	Re-Estimate	2024-25	2025-26	2026-27	2027-28	2028-29	Future Yrs	Total
Land	0	0	0	0	0	0	0	0	0
Design	0	9,431	0	0	0	0	0	0	9,431
Construction	0	0	140,569	0	0	0	0	0	140,569
Equipment	0	0	0	0	0	0	0	0	0
TOTAL	0	9,431	140,569	0	0	0	0	0	150,000

REVENUES	Prior Years	Re-Estimate	2024-25	2025-26	2026-27	2027-28	2028-29	Future Yrs	Total
CMF	0	9,431	140,569	0	0	0	0	0	150,000
N/A	0	0	0	0	0	0	0	0	0
N/A	0	0	0	0	0	0	0	0	0
TOTAL	0	9,431	140,569	0	0	0	0	0	150,000

OPERATING BUDGET IMPACT	2024-25	2025-26	2026-27	2027-28	2028-29	Future Yrs	Total
	0	0	0	0	0	0	0

CITY OF PLANO

COMMUNITY INVESTMENT PROGRAM

Project Name: 57 - Douglass Community Center

Project Number: 356972

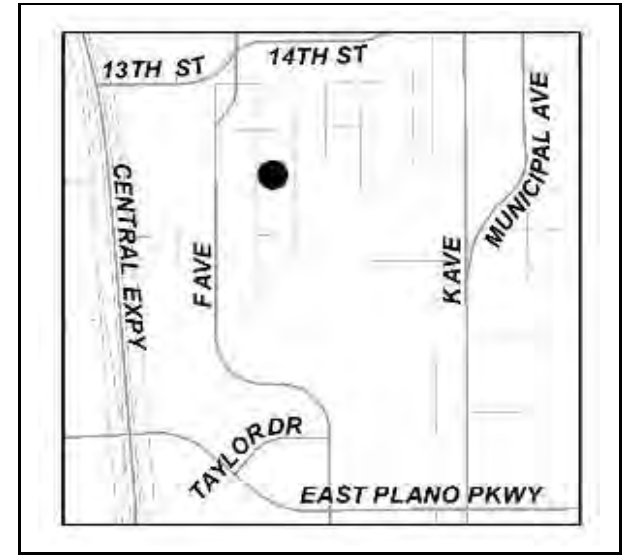
Start Date: Oct. 2026

Description:

Completion Date: Sep. 2029

Future routine repair and maintenance of facility located at 1111 H Avenue that was built in 1988 and covers 21,100 square feet.

Project Numbers TBD



EXPENDITURES	Prior Years	Re-Estimate	2024-25	2025-26	2026-27	2027-28	2028-29	Future Yrs	Total
Land	0	0	0	0	0	0	0	0	0
Design	38,745	0	0	0	0	0	0	0	38,745
Construction	438,566	0	0	0	105,000	192,500	150,000	0	886,066
Equipment	12,717	0	0	0	0	0	0	0	12,717
TOTAL	490,028	0	0	0	105,000	192,500	150,000	0	937,528

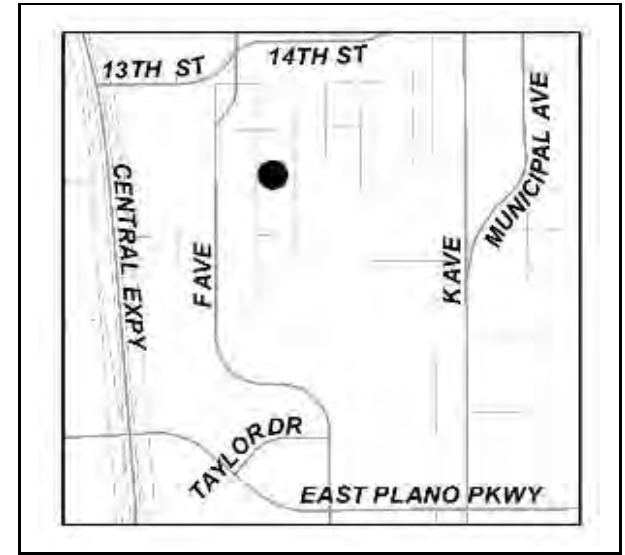
REVENUES	Prior Years	Re-Estimate	2024-25	2025-26	2026-27	2027-28	2028-29	Future Yrs	Total
CMF	490,028	0	0	0	105,000	192,500	150,000	0	937,528
N/A	0	0	0	0	0	0	0	0	0
N/A	0	0	0	0	0	0	0	0	0
TOTAL	490,028	0	0	0	105,000	192,500	150,000	0	937,528

OPERATING BUDGET IMPACT	2024-25	2025-26	2026-27	2027-28	2028-29	Future Yrs	Total
	0	0	0	0	0	0	0

CITY OF PLANO

COMMUNITY INVESTMENT PROGRAM

Project Name: 57 - Douglass Community Center ADA & Paint
Project Number: 54528 **Start Date:** Oct. 2021
Description: **Completion Date:** Sep. 2024
 ADA improvements and interior painting of the facility located at 1111 H Avenue.
 Project FAC-F-7489



EXPENDITURES	Prior Years	Re-Estimate	2024-25	2025-26	2026-27	2027-28	2028-29	Future Yrs	Total
Land	0	0	0	0	0	0	0	0	0
Design	0	0	0	0	0	0	0	0	0
Construction	25,299	132,587	0	0	0	0	0	0	157,886
Equipment	0	0	0	0	0	0	0	0	0
TOTAL	25,299	132,587	0	0	0	0	0	0	157,886

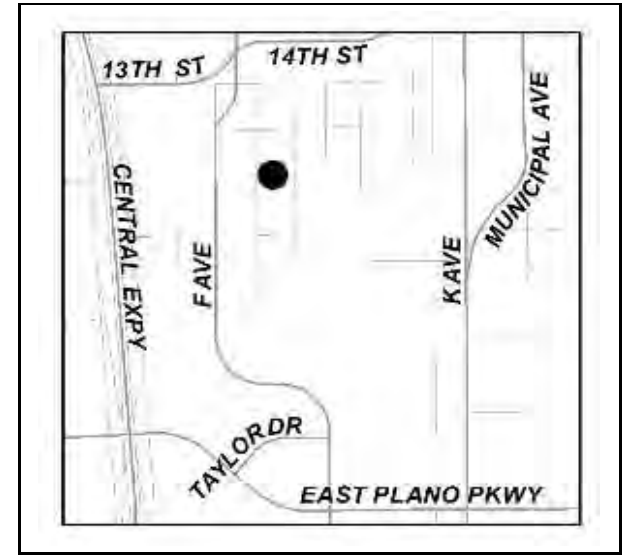
REVENUES	Prior Years	Re-Estimate	2024-25	2025-26	2026-27	2027-28	2028-29	Future Yrs	Total
CMF	25,299	132,587	0	0	0	0	0	0	157,886
N/A	0	0	0	0	0	0	0	0	0
N/A	0	0	0	0	0	0	0	0	0
TOTAL	25,299	132,587	0	0	0	0	0	0	157,886

OPERATING BUDGET IMPACT	2024-25	2025-26	2026-27	2027-28	2028-29	Future Yrs	Total
	0	0	0	0	0	0	0

CITY OF PLANO

COMMUNITY INVESTMENT PROGRAM

Project Name: 57 - Douglass Community Center Ceiling Tile
Project Number: 54580 **Start Date:** Oct. 2022
Description: **Completion Date:** Sep. 2027
 Replace ceiling tile at the facility located at 1111 H Ave.
 Project #FAC-F-7640



EXPENDITURES	Prior Years	Re-Estimate	2024-25	2025-26	2026-27	2027-28	2028-29	Future Yrs	Total
Land	0	0	0	0	0	0	0	0	0
Design	0	0	0	0	0	0	0	0	0
Construction	0	0	0	0	100,000	0	0	0	100,000
Equipment	0	0	0	0	0	0	0	0	0
TOTAL	0	0	0	0	100,000	0	0	0	100,000

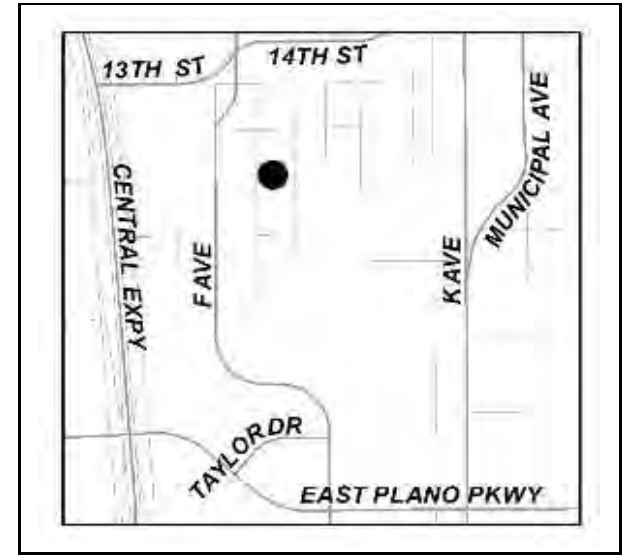
REVENUES	Prior Years	Re-Estimate	2024-25	2025-26	2026-27	2027-28	2028-29	Future Yrs	Total
CMF	0	0	0	0	100,000	0	0	0	100,000
N/A	0	0	0	0	0	0	0	0	0
N/A	0	0	0	0	0	0	0	0	0
TOTAL	0	0	0	0	100,000	0	0	0	100,000

OPERATING BUDGET IMPACT	2024-25	2025-26	2026-27	2027-28	2028-29	Future Yrs	Total
	0	0	0	0	0	0	0

CITY OF PLANO

COMMUNITY INVESTMENT PROGRAM

Project Name: 57 - Douglass Community Center Doors
Project Number: 54579 **Start Date:** Oct. 2022
Description: **Completion Date:** Sep. 2024
 Replace doors and door hardware at the facility located at 1111 H Ave.
 Project #FAC-F-7639



EXPENDITURES	Prior Years	Re-Estimate	2024-25	2025-26	2026-27	2027-28	2028-29	Future Yrs	Total
Land	0	0	0	0	0	0	0	0	0
Design	0	0	0	0	0	0	0	0	0
Construction	19,181	33,091	0	0	0	0	0	0	52,272
Equipment	0	0	0	0	0	0	0	0	0
TOTAL	19,181	33,091	0	0	0	0	0	0	52,272

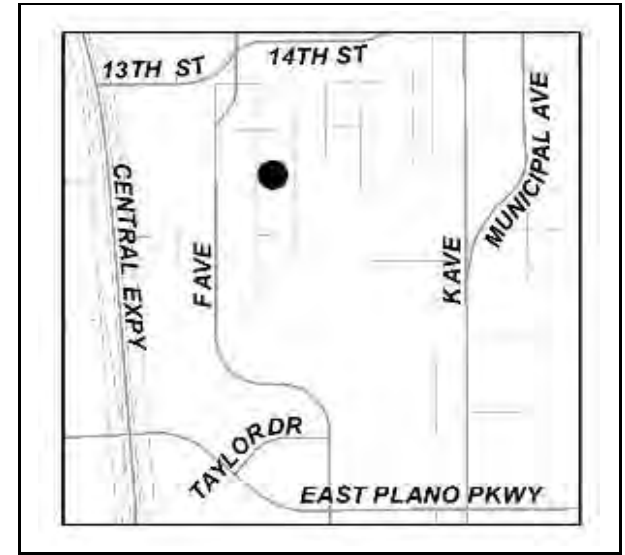
REVENUES	Prior Years	Re-Estimate	2024-25	2025-26	2026-27	2027-28	2028-29	Future Yrs	Total
CMF	19,181	33,091	0	0	0	0	0	0	52,272
N/A	0	0	0	0	0	0	0	0	0
N/A	0	0	0	0	0	0	0	0	0
TOTAL	19,181	33,091	0	0	0	0	0	0	52,272

OPERATING BUDGET IMPACT	2024-25	2025-26	2026-27	2027-28	2028-29	Future Yrs	Total
	0	0	0	0	0	0	0

CITY OF PLANO

COMMUNITY INVESTMENT PROGRAM

Project Name: 57 - Douglass Community Center Roof
Project Number: 54529 **Start Date:** Jan. 2022
Description: **Completion Date:** Sep. 2024
 Replace Back Section Roof at the facility located at 1111 H Avenue.
 Project FAC-F-7453



EXPENDITURES	Prior Years	Re-Estimate	2024-25	2025-26	2026-27	2027-28	2028-29	Future Yrs	Total
Land	0	0	0	0	0	0	0	0	0
Design	2,500	0	0	0	0	0	0	0	2,500
Construction	0	165,620	0	0	0	0	0	0	165,620
Equipment	0	0	0	0	0	0	0	0	0
TOTAL	2,500	165,620	0	0	0	0	0	0	168,120

REVENUES	Prior Years	Re-Estimate	2024-25	2025-26	2026-27	2027-28	2028-29	Future Yrs	Total
CMF	2,500	165,620	0	0	0	0	0	0	168,120
N/A	0	0	0	0	0	0	0	0	0
N/A	0	0	0	0	0	0	0	0	0
TOTAL	2,500	165,620	0	0	0	0	0	0	168,120

OPERATING BUDGET IMPACT	2024-25	2025-26	2026-27	2027-28	2028-29	Future Yrs	Total
	0	0	0	0	0	0	0

CITY OF PLANO

COMMUNITY INVESTMENT PROGRAM

Project Name: 59 - Fire Station 7

Project Number: 356971

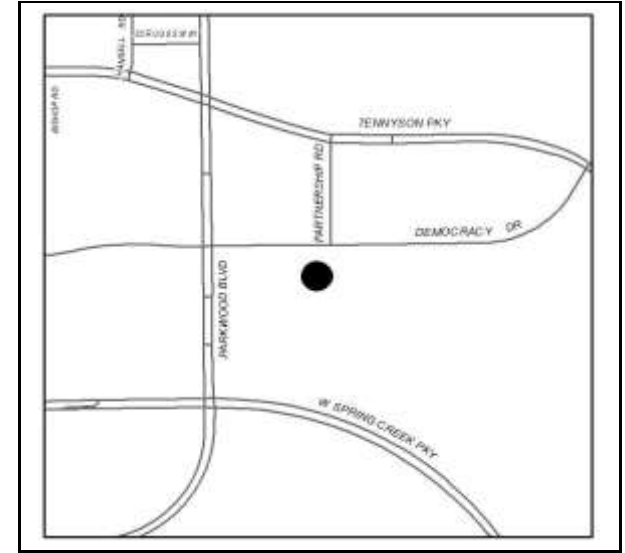
Start Date: Oct. 2025

Description:

Completion Date: Sep. 2029

Future routine repair and maintenance of fire station located at 5602 Democracy Drive which was built in 1988. This facility covers 9,300 square feet with three apparatus bays and accomodates up to 10 personnel.

Project Numbers TBD



EXPENDITURES	Prior Years	Re-Estimate	2024-25	2025-26	2026-27	2027-28	2028-29	Future Yrs	Total
Land	0	0	0	0	0	0	0	0	0
Design	27,556	0	0	0	0	0	0	0	27,556
Construction	604,360	0	0	177,500	42,500	82,500	575,000	0	1,481,860
Equipment	16,462	0	0	0	0	0	0	0	16,462
TOTAL	648,378	0	0	177,500	42,500	82,500	575,000	0	1,525,878

REVENUES	Prior Years	Re-Estimate	2024-25	2025-26	2026-27	2027-28	2028-29	Future Yrs	Total
CMF	648,378	0	0	177,500	42,500	82,500	575,000	0	1,525,878
N/A	0	0	0	0	0	0	0	0	0
N/A	0	0	0	0	0	0	0	0	0
TOTAL	648,378	0	0	177,500	42,500	82,500	575,000	0	1,525,878

OPERATING BUDGET IMPACT	2024-25	2025-26	2026-27	2027-28	2028-29	Future Yrs	Total
	0	0	0	0	0	0	0

CITY OF PLANO

COMMUNITY INVESTMENT PROGRAM

Project Name: 59 - Fire Station #7 - Bay Repairs & Access

Project Number: 356064

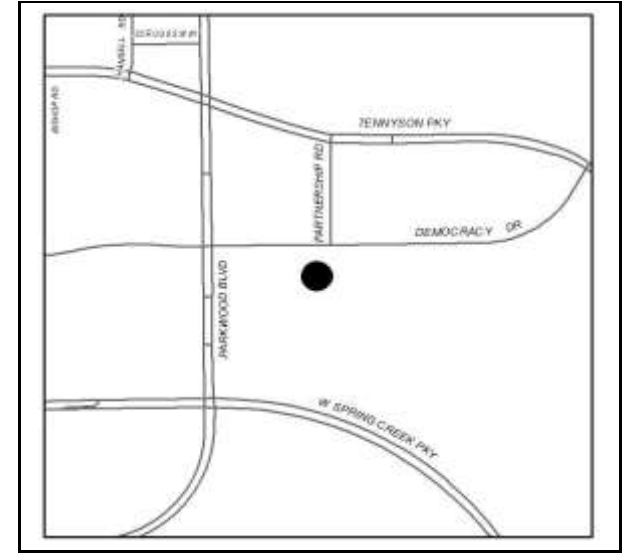
Start Date: Oct. 2023

Description:

Completion Date: Sep. 2024

Equipment bay ceiling repairs & front and rear entries at the facility located at 5602 Democracy Drive

Project FAC-F-00041



EXPENDITURES	Prior Years	Re-Estimate	2024-25	2025-26	2026-27	2027-28	2028-29	Future Yrs	Total
Land	0	0	0	0	0	0	0	0	0
Design	0	0	0	0	0	0	0	0	0
Construction	0	3,746	0	0	0	0	0	0	3,746
Equipment	0	0	0	0	0	0	0	0	0
TOTAL	0	3,746	0	0	0	0	0	0	3,746

REVENUES	Prior Years	Re-Estimate	2024-25	2025-26	2026-27	2027-28	2028-29	Future Yrs	Total
CMF	0	3,746	0	0	0	0	0	0	3,746
N/A	0	0	0	0	0	0	0	0	0
N/A	0	0	0	0	0	0	0	0	0
TOTAL	0	3,746	0	0	0	0	0	0	3,746

OPERATING BUDGET IMPACT	2024-25	2025-26	2026-27	2027-28	2028-29	Future Yrs	Total
	0	0	0	0	0	0	0

CITY OF PLANO

COMMUNITY INVESTMENT PROGRAM

Project Name: 59 - Fire Station #7 - Interior Paint

Project Number: 356094

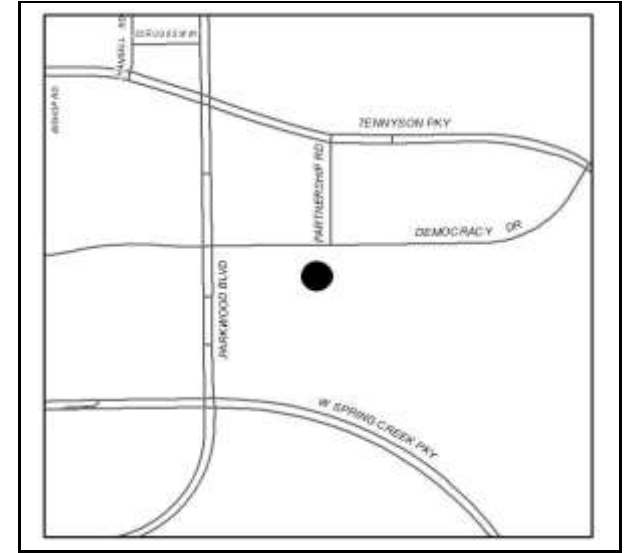
Start Date: Oct. 2023

Description:

Completion Date: Sep. 2026

Interior paint at the facility located at 5602 Democracy Drive

Project FAC-F-00067



EXPENDITURES	Prior Years	Re-Estimate	2024-25	2025-26	2026-27	2027-28	2028-29	Future Yrs	Total
Land	0	0	0	0	0	0	0	0	0
Design	0	0	0	0	0	0	0	0	0
Construction	0	0	0	50,000	0	0	0	0	50,000
Equipment	0	0	0	0	0	0	0	0	0
TOTAL	0	0	0	50,000	0	0	0	0	50,000

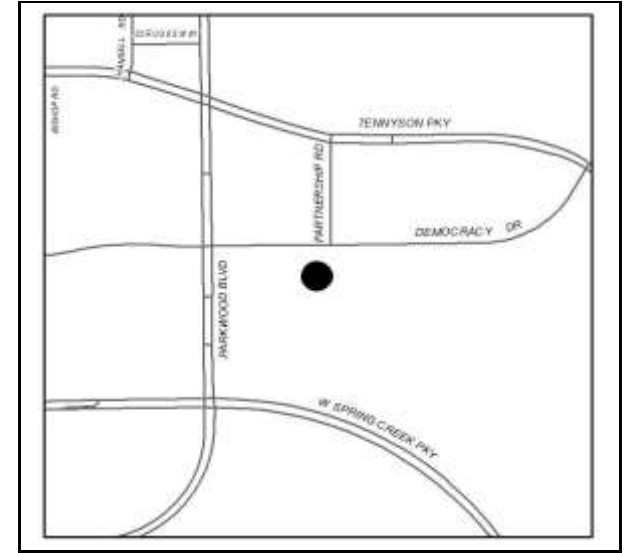
REVENUES	Prior Years	Re-Estimate	2024-25	2025-26	2026-27	2027-28	2028-29	Future Yrs	Total
CMF	0	0	0	50,000	0	0	0	0	50,000
N/A	0	0	0	0	0	0	0	0	0
N/A	0	0	0	0	0	0	0	0	0
TOTAL	0	0	0	50,000	0	0	0	0	50,000

OPERATING BUDGET IMPACT	2024-25	2025-26	2026-27	2027-28	2028-29	Future Yrs	Total
	0	0	0	0	0	0	0

CITY OF PLANO

COMMUNITY INVESTMENT PROGRAM

Project Name: 59 - Fire Station 7 - Replace Kitchen Cabinets
Project Number: 356113 **Start Date:** Oct. 2023
Description: **Completion Date:** Sep. 2026
 Replace kitchen cabinets at the facility located at 5602 Democracy Drive
 Project FAC-F-00086



EXPENDITURES	Prior Years	Re-Estimate	2024-25	2025-26	2026-27	2027-28	2028-29	Future Yrs	Total
Land	0	0	0	0	0	0	0	0	0
Design	0	0	0	0	0	0	0	0	0
Construction	0	0	0	100,000	0	0	0	0	100,000
Equipment	0	0	0	0	0	0	0	0	0
TOTAL	0	0	0	100,000	0	0	0	0	100,000

REVENUES	Prior Years	Re-Estimate	2024-25	2025-26	2026-27	2027-28	2028-29	Future Yrs	Total
CMF	0	0	0	100,000	0	0	0	0	100,000
N/A	0	0	0	0	0	0	0	0	0
N/A	0	0	0	0	0	0	0	0	0
TOTAL	0	0	0	100,000	0	0	0	0	100,000

OPERATING BUDGET IMPACT	2024-25	2025-26	2026-27	2027-28	2028-29	Future Yrs	Total
	0	0	0	0	0	0	0

CITY OF PLANO

COMMUNITY INVESTMENT PROGRAM

Project Name: 59 - Fire Station 7 Generator

Project Number: 54553

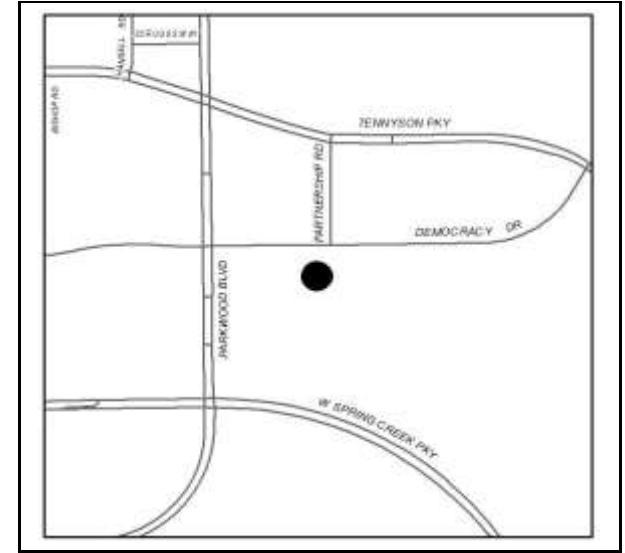
Start Date: Apr. 2022

Description:

Completion Date: Sep. 2024

Replace the existing generator at 5602 Democracy Drive with new 90 kW diesel-fueled generator with Level II sound enclosure, belly mounted fuel tank. Replace two ATS's with 1-600 Amp and 1-400 amp automatic transfer switch to serve the fire station and police station.

Project FAC-F-7425



EXPENDITURES	Prior Years	Re-Estimate	2024-25	2025-26	2026-27	2027-28	2028-29	Future Yrs	Total
Land	0	0	0	0	0	0	0	0	0
Design	16,044	0	0	0	0	0	0	0	16,044
Construction	38,143	206,635	0	0	0	0	0	0	244,778
Equipment	0	0	0	0	0	0	0	0	0
TOTAL	54,187	206,635	0	0	0	0	0	0	260,822

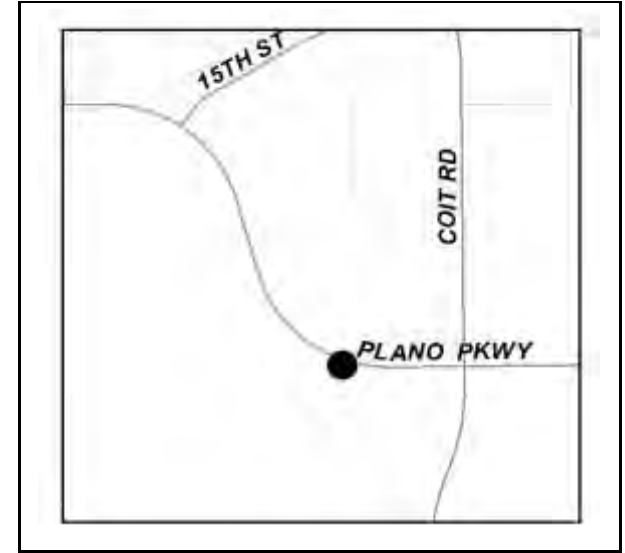
REVENUES	Prior Years	Re-Estimate	2024-25	2025-26	2026-27	2027-28	2028-29	Future Yrs	Total
CMF	54,187	206,635	0	0	0	0	0	0	260,822
N/A	0	0	0	0	0	0	0	0	0
N/A	0	0	0	0	0	0	0	0	0
TOTAL	54,187	206,635	0	0	0	0	0	0	260,822

OPERATING BUDGET IMPACT	2024-25	2025-26	2026-27	2027-28	2028-29	Future Yrs	Total
	0	0	0	0	0	0	0

CITY OF PLANO

COMMUNITY INVESTMENT PROGRAM

Project Name: 6 - Parkway Parks Maint - Replace Rooftop AC Units
Project Number: 356100 **Start Date:** Oct. 2023
Description: **Completion Date:** Sep. 2024
 Replace Roof top AC Units at the facility located at 4040 West Plano Parkway
 Project FAC-F-00073



EXPENDITURES	Prior Years	Re-Estimate	2024-25	2025-26	2026-27	2027-28	2028-29	Future Yrs	Total
Land	0	0	0	0	0	0	0	0	0
Design	0	0	0	0	0	0	0	0	0
Construction	0	15,000	0	0	0	0	0	0	15,000
Equipment	0	0	0	0	0	0	0	0	0
TOTAL	0	15,000	0	0	0	0	0	0	15,000

REVENUES	Prior Years	Re-Estimate	2024-25	2025-26	2026-27	2027-28	2028-29	Future Yrs	Total
CMF	0	15,000	0	0	0	0	0	0	15,000
N/A	0	0	0	0	0	0	0	0	0
N/A	0	0	0	0	0	0	0	0	0
TOTAL	0	15,000	0	0	0	0	0	0	15,000

OPERATING BUDGET IMPACT	2024-25	2025-26	2026-27	2027-28	2028-29	Future Yrs	Total
	0	0	0	0	0	0	0

CITY OF PLANO

COMMUNITY INVESTMENT PROGRAM

Project Name: 6 - Parkway Parks Maintenance

Project Number: 356996

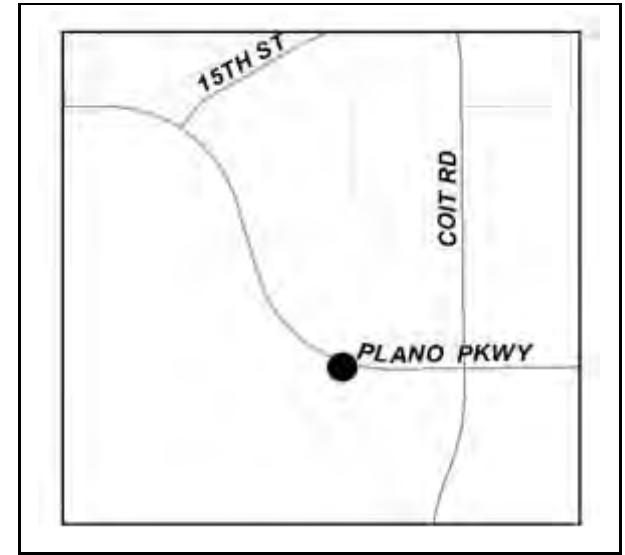
Start Date: Oct. 2025

Description:

Completion Date: Sep. 2028

Future routine repair and maintenance of facility located at 4040 West Plano Parkway that was built in 2002 and covers 15,000 square feet.

Project Numbers TBD



EXPENDITURES	Prior Years	Re-Estimate	2024-25	2025-26	2026-27	2027-28	2028-29	Future Yrs	Total
Land	0	0	0	0	0	0	0	0	0
Design	21,050	0	0	0	0	0	0	0	21,050
Construction	126,577	0	0	79,250	255,750	50,000	0	0	511,577
Equipment	4,171	0	0	0	0	0	0	0	4,171
TOTAL	151,798	0	0	79,250	255,750	50,000	0	0	536,798

REVENUES	Prior Years	Re-Estimate	2024-25	2025-26	2026-27	2027-28	2028-29	Future Yrs	Total
CMF	-83,545	0	0	79,250	255,750	50,000	0	0	301,455
Insurance Rece	235,343	0	0	0	0	0	0	0	235,343
N/A	0	0	0	0	0	0	0	0	0
TOTAL	151,798	0	0	79,250	255,750	50,000	0	0	536,798

OPERATING BUDGET IMPACT	2024-25	2025-26	2026-27	2027-28	2028-29	Future Yrs	Total
	0	0	0	0	0	0	0

CITY OF PLANO

COMMUNITY INVESTMENT PROGRAM

Project Name: 60 - Haggard Library - mortar and joints and limestone
Project Number: 356055 **Start Date:** Oct. 2023
Description: **Completion Date:** Sep. 2026
Mortar, joints, and limestone at the facility located at 2501 Coit Road

Project FAC-F-000mestone



EXPENDITURES	Prior Years	Re-Estimate	2024-25	2025-26	2026-27	2027-28	2028-29	Future Yrs	Total
Land	0	0	0	0	0	0	0	0	0
Design	0	0	0	0	0	0	0	0	0
Construction	0	0	0	145,000	0	0	0	0	145,000
Equipment	0	0	0	0	0	0	0	0	0
TOTAL	0	0	0	145,000	0	0	0	0	145,000

REVENUES	Prior Years	Re-Estimate	2024-25	2025-26	2026-27	2027-28	2028-29	Future Yrs	Total
CMF	0	0	0	145,000	0	0	0	0	145,000
N/A	0	0	0	0	0	0	0	0	0
N/A	0	0	0	0	0	0	0	0	0
TOTAL	0	0	0	145,000	0	0	0	0	145,000

OPERATING BUDGET IMPACT	2024-25	2025-26	2026-27	2027-28	2028-29	Future Yrs	Total
	0	0	0	0	0	0	0

CITY OF PLANO

COMMUNITY INVESTMENT PROGRAM

Project Name: 60 - Haggard Library Entryway

Project Number: 54572

Start Date: Oct. 2022

Description:

Completion Date: Sep. 2024

Replace the tile at the front entrance of the facility located at 2501 Coit Road with concrete. The tile becomes slippery when wet and poses a fall hazard for the public entering the building

Project Number FAC-F-7624



EXPENDITURES	Prior Years	Re-Estimate	2024-25	2025-26	2026-27	2027-28	2028-29	Future Yrs	Total
Land	0	0	0	0	0	0	0	0	0
Design	4,875	0	0	0	0	0	0	0	4,875
Construction	41,815	34,279	0	0	0	0	0	0	76,094
Equipment	0	0	0	0	0	0	0	0	0
TOTAL	46,690	34,279	0	0	0	0	0	0	80,969

REVENUES	Prior Years	Re-Estimate	2024-25	2025-26	2026-27	2027-28	2028-29	Future Yrs	Total
CMF	46,690	34,279	0	0	0	0	0	0	80,969
N/A	0	0	0	0	0	0	0	0	0
N/A	0	0	0	0	0	0	0	0	0
TOTAL	46,690	34,279	0	0	0	0	0	0	80,969

OPERATING BUDGET IMPACT	2024-25	2025-26	2026-27	2027-28	2028-29	Future Yrs	Total
	0	0	0	0	0	0	0

CITY OF PLANO

COMMUNITY INVESTMENT PROGRAM

Project Name: 60 - Haggard Library Glass Entry Wall Replacement

Project Number: 356137

Start Date: Oct. 2023

Description:

Completion Date: Sep. 2026

Replacement of the sliding lobby doors at the facility located at 2501 Coit Road. The doors serve as the patron entrance to the Haggard Library and are nearing 20 years old.

Project FAC-F-00111



EXPENDITURES	Prior Years	Re-Estimate	2024-25	2025-26	2026-27	2027-28	2028-29	Future Yrs	Total
Land	0	0	0	0	0	0	0	0	0
Design	0	0	30,000	15,000	0	0	0	0	45,000
Construction	0	0	0	255,000	0	0	0	0	255,000
Equipment	0	0	0	0	0	0	0	0	0
TOTAL	0	0	30,000	270,000	0	0	0	0	300,000

REVENUES	Prior Years	Re-Estimate	2024-25	2025-26	2026-27	2027-28	2028-29	Future Yrs	Total
CMF	0	0	0	300,000	0	0	0	0	300,000
N/A	0	0	0	0	0	0	0	0	0
N/A	0	0	0	0	0	0	0	0	0
TOTAL	0	0	0	300,000	0	0	0	0	300,000

OPERATING BUDGET IMPACT	2024-25	2025-26	2026-27	2027-28	2028-29	Future Yrs	Total
	0	0	0	0	0	0	0

CITY OF PLANO

COMMUNITY INVESTMENT PROGRAM

Project Name: 60 - Haggard Library HVAC / VAV

Project Number: 54535

Start Date: Jan. 2022

Description:

Completion Date: Jun. 2024

Installation of rooftop AC Units & replacement of Variable Air Volume (VAV) system in basement at the facility located at 2501 Coit Road.

Project FAC-F-7475



EXPENDITURES	Prior Years	Re-Estimate	2024-25	2025-26	2026-27	2027-28	2028-29	Future Yrs	Total
Land	0	0	0	0	0	0	0	0	0
Design	1,100	0	0	0	0	0	0	0	1,100
Construction	27,260	354,889	0	0	0	0	0	0	382,149
Equipment	0	0	0	0	0	0	0	0	0
TOTAL	28,360	354,889	0	0	0	0	0	0	383,249

REVENUES	Prior Years	Re-Estimate	2024-25	2025-26	2026-27	2027-28	2028-29	Future Yrs	Total
CMF	28,360	354,889	0	0	0	0	0	0	383,249
N/A	0	0	0	0	0	0	0	0	0
N/A	0	0	0	0	0	0	0	0	0
TOTAL	28,360	354,889	0	0	0	0	0	0	383,249

OPERATING BUDGET IMPACT	2024-25	2025-26	2026-27	2027-28	2028-29	Future Yrs	Total
	0	0	0	0	0	0	0

CITY OF PLANO

COMMUNITY INVESTMENT PROGRAM

Project Name: 60 - Haggard Library LTS Manager Office

Project Number: 356136

Start Date: Oct. 2023

Description:

Completion Date: Sep. 2026

Remove glass door to the public floor and glass wall at the facility located at 2501 Coit Road and replace with solid surfaces, as well as adding solid walls to the Library Technical Services Manager office.

Project FAC-F-00110



EXPENDITURES	Prior Years	Re-Estimate	2024-25	2025-26	2026-27	2027-28	2028-29	Future Yrs	Total
Land	0	0	0	0	0	0	0	0	0
Design	0	0	24,772	0	0	0	0	0	24,772
Construction	0	0	0	99,088	0	0	0	0	99,088
Equipment	0	0	0	0	0	0	0	0	0
TOTAL	0	0	24,772	99,088	0	0	0	0	123,860

REVENUES	Prior Years	Re-Estimate	2024-25	2025-26	2026-27	2027-28	2028-29	Future Yrs	Total
CMF	0	0	24,772	99,088	0	0	0	0	123,860
N/A	0	0	0	0	0	0	0	0	0
N/A	0	0	0	0	0	0	0	0	0
TOTAL	0	0	24,772	99,088	0	0	0	0	123,860

OPERATING BUDGET IMPACT	2024-25	2025-26	2026-27	2027-28	2028-29	Future Yrs	Total
	0	0	0	0	0	0	0

CITY OF PLANO

COMMUNITY INVESTMENT PROGRAM

Project Name: 60 - Haggard Library Programming Manager Office

Project Number: 356135

Start Date: Oct. 2023

Description:

Completion Date: Sep. 2026

Create an office for the new Programming Manager at the facility located at 2501 Coit Road by enclosing space in the basement of Haggard Library.

Project FAC-F-00109



EXPENDITURES	Prior Years	Re-Estimate	2024-25	2025-26	2026-27	2027-28	2028-29	Future Yrs	Total
Land	0	0	0	0	0	0	0	0	0
Design	0	0	0	0	0	0	0	0	0
Construction	0	0	6,700	26,800	0	0	0	0	33,500
Equipment	0	0	0	0	0	0	0	0	0
TOTAL	0	0	6,700	26,800	0	0	0	0	33,500

REVENUES	Prior Years	Re-Estimate	2024-25	2025-26	2026-27	2027-28	2028-29	Future Yrs	Total
CMF	0	0	6,700	26,800	0	0	0	0	33,500
N/A	0	0	0	0	0	0	0	0	0
N/A	0	0	0	0	0	0	0	0	0
TOTAL	0	0	6,700	26,800	0	0	0	0	33,500

OPERATING BUDGET IMPACT	2024-25	2025-26	2026-27	2027-28	2028-29	Future Yrs	Total
	0	0	0	0	0	0	0

CITY OF PLANO

COMMUNITY INVESTMENT PROGRAM

Project Name: 61 - Interurban Station Museum

Project Number: 356969

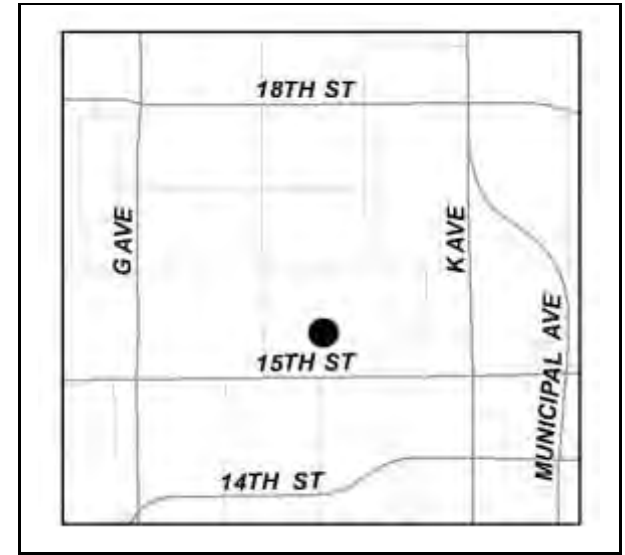
Start Date: Oct. 2027

Description:

Completion Date: Sep. 2029

Future routine repair and maintenance of facility located at 901 East 15th Street that was built in 1903 and renovated in 1990. The facility covers 2,458 square feet.

Project Numbers TBD



EXPENDITURES	Prior Years	Re-Estimate	2024-25	2025-26	2026-27	2027-28	2028-29	Future Yrs	Total
Land	0	0	0	0	0	0	0	0	0
Design	17,625	0	0	0	0	0	0	0	17,625
Construction	216,181	0	0	0	0	97,000	100,000	0	413,181
Equipment	0	0	0	0	0	0	0	0	0
TOTAL	233,806	0	0	0	0	97,000	100,000	0	430,806

REVENUES	Prior Years	Re-Estimate	2024-25	2025-26	2026-27	2027-28	2028-29	Future Yrs	Total
CMF	230,257	0	0	0	0	97,000	100,000	0	427,257
Insurance Rece	3,549	0	0	0	0	0	0	0	3,549
N/A	0	0	0	0	0	0	0	0	0
TOTAL	233,806	0	0	0	0	97,000	100,000	0	430,806

OPERATING BUDGET IMPACT	2024-25	2025-26	2026-27	2027-28	2028-29	Future Yrs	Total
	0	0	0	0	0	0	0

CITY OF PLANO

COMMUNITY INVESTMENT PROGRAM

Project Name: 62 - Plano Event Center

Project Number: 356968

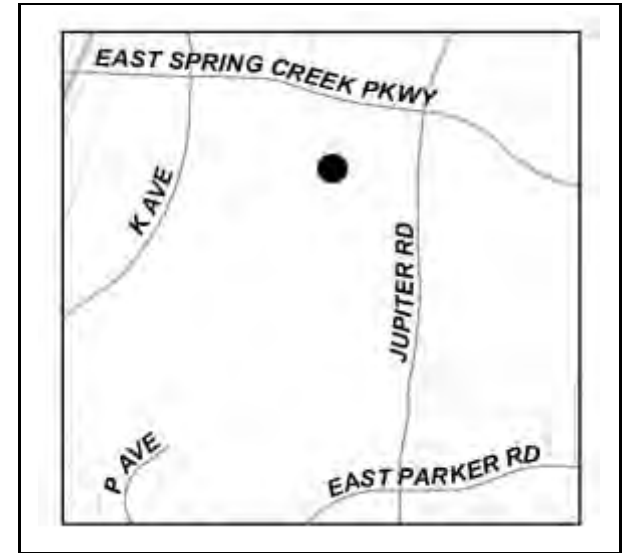
Start Date: Oct. 2025

Description:

Completion Date: Sep. 2029

Future routine repair and maintenance of facility located at 2000 E. Spring Creek Parkway that was built in 1989 and renovated in 2017. The Plano Event Center has 85,272 square feet of floor space.

Project Numbers TBD



EXPENDITURES	Prior Years	Re-Estimate	2024-25	2025-26	2026-27	2027-28	2028-29	Future Yrs	Total
Land	0	0	0	0	0	0	0	0	0
Design	128,278	0	0	0	0	0	0	0	128,278
Construction	3,240,771	0	0	170,000	430,000	585,000	375,000	0	4,800,771
Equipment	23,626	0	0	0	0	0	0	0	23,626
TOTAL	3,392,675	0	0	170,000	430,000	585,000	375,000	0	4,952,675

REVENUES	Prior Years	Re-Estimate	2024-25	2025-26	2026-27	2027-28	2028-29	Future Yrs	Total
CMF	3,356,872	0	0	170,000	430,000	585,000	375,000	0	4,916,872
C&T Reimb	35,803	0	0	0	0	0	0	0	35,803
N/A	0	0	0	0	0	0	0	0	0
TOTAL	3,392,675	0	0	170,000	430,000	585,000	375,000	0	4,952,675

OPERATING BUDGET IMPACT	2024-25	2025-26	2026-27	2027-28	2028-29	Future Yrs	Total
	0	0	0	0	0	0	0

CITY OF PLANO

COMMUNITY INVESTMENT PROGRAM

Project Name: 62 - Plano Event Center - Update Generators

Project Number: 54526

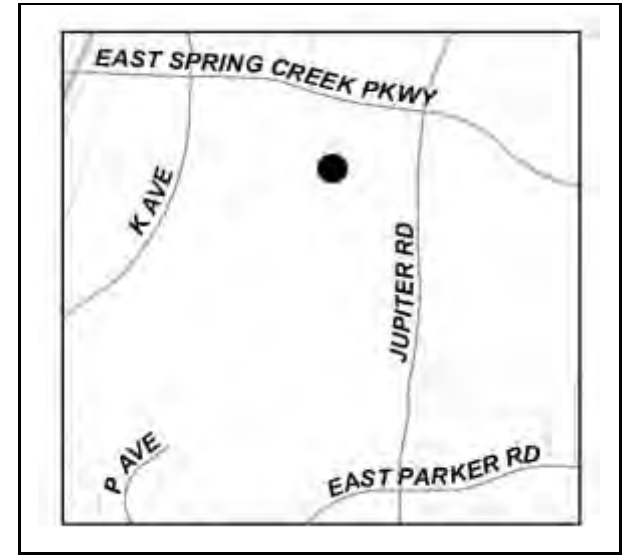
Start Date: Oct. 2021

Description:

Completion Date: Sep. 2026

Installation of two 1,000 kW diesel generators at the facility located at 2000 E. Spring Creek Parkway.

Project FAC-F-7438



EXPENDITURES	Prior Years	Re-Estimate	2024-25	2025-26	2026-27	2027-28	2028-29	Future Yrs	Total
Land	0	0	0	0	0	0	0	0	0
Design	14,700	850	0	0	0	0	0	0	15,550
Construction	74	0	0	1,206,200	0	0	0	0	1,206,274
Equipment	0	0	0	0	0	0	0	0	0
TOTAL	14,774	850	0	1,206,200	0	0	0	0	1,221,824

REVENUES	Prior Years	Re-Estimate	2024-25	2025-26	2026-27	2027-28	2028-29	Future Yrs	Total
CMF	14,774	850	0	1,206,200	0	0	0	0	1,221,824
N/A	0	0	0	0	0	0	0	0	0
N/A	0	0	0	0	0	0	0	0	0
TOTAL	14,774	850	0	1,206,200	0	0	0	0	1,221,824

OPERATING BUDGET IMPACT	2024-25	2025-26	2026-27	2027-28	2028-29	Future Yrs	Total
	0	0	0	0	0	0	0

CITY OF PLANO

COMMUNITY INVESTMENT PROGRAM

Project Name: 62 - Plano Event Center Fire Alarm

Project Number: 54574

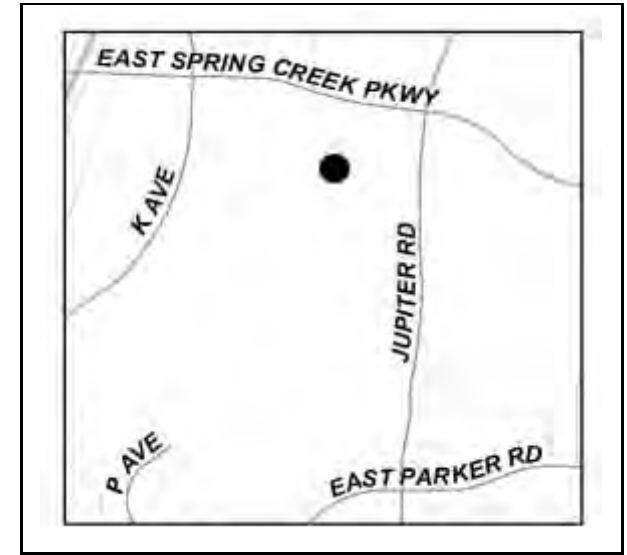
Start Date: Oct. 2022

Description:

Completion Date: Sep. 2025

Replace Fire Alarm System at the facility located at 2000 E. Sping Creek Pkwy.

Project FAC-F-7638



EXPENDITURES	Prior Years	Re-Estimate	2024-25	2025-26	2026-27	2027-28	2028-29	Future Yrs	Total
Land	0	0	0	0	0	0	0	0	0
Design	19,200	5,800	0	0	0	0	0	0	25,000
Construction	0	0	419,200	0	0	0	0	0	419,200
Equipment	0	0	0	0	0	0	0	0	0
TOTAL	19,200	5,800	419,200	0	0	0	0	0	444,200

REVENUES	Prior Years	Re-Estimate	2024-25	2025-26	2026-27	2027-28	2028-29	Future Yrs	Total
CMF	19,200	5,800	419,200	0	0	0	0	0	444,200
N/A	0	0	0	0	0	0	0	0	0
N/A	0	0	0	0	0	0	0	0	0
TOTAL	19,200	5,800	419,200	0	0	0	0	0	444,200

OPERATING BUDGET IMPACT	2024-25	2025-26	2026-27	2027-28	2028-29	Future Yrs	Total
	0	0	0	0	0	0	0

CITY OF PLANO

COMMUNITY INVESTMENT PROGRAM

Project Name: 62 - Plano Event Center HVAC Phase III

Project Number: 54525

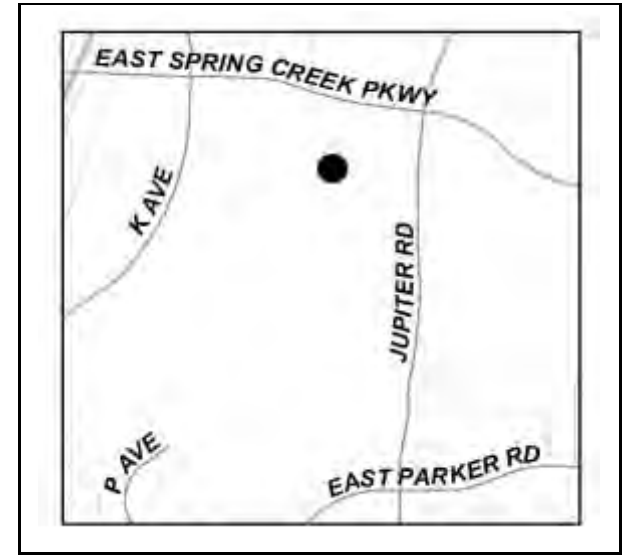
Start Date: Jun. 2021

Description:

Completion Date: Sep. 2024

Phase III of the HVAC Unit & Control Replacement at the facility located at 2000 E. Spring Creek Parkway.

Project FAC-F-7359



EXPENDITURES	Prior Years	Re-Estimate	2024-25	2025-26	2026-27	2027-28	2028-29	Future Yrs	Total
Land	0	0	0	0	0	0	0	0	0
Design	0	0	0	0	0	0	0	0	0
Construction	1,300	1,140,026	0	0	0	0	0	0	1,141,326
Equipment	0	0	0	0	0	0	0	0	0
TOTAL	1,300	1,140,026	0	0	0	0	0	0	1,141,326

REVENUES	Prior Years	Re-Estimate	2024-25	2025-26	2026-27	2027-28	2028-29	Future Yrs	Total
CMF	1,300	1,140,026	0	0	0	0	0	0	1,141,326
N/A	0	0	0	0	0	0	0	0	0
N/A	0	0	0	0	0	0	0	0	0
TOTAL	1,300	1,140,026	0	0	0	0	0	0	1,141,326

OPERATING BUDGET IMPACT	2024-25	2025-26	2026-27	2027-28	2028-29	Future Yrs	Total
	0	0	0	0	0	0	0

CITY OF PLANO

COMMUNITY INVESTMENT PROGRAM

Project Name: 63 - Carpenter Park Rec Center

Project Number: 356967

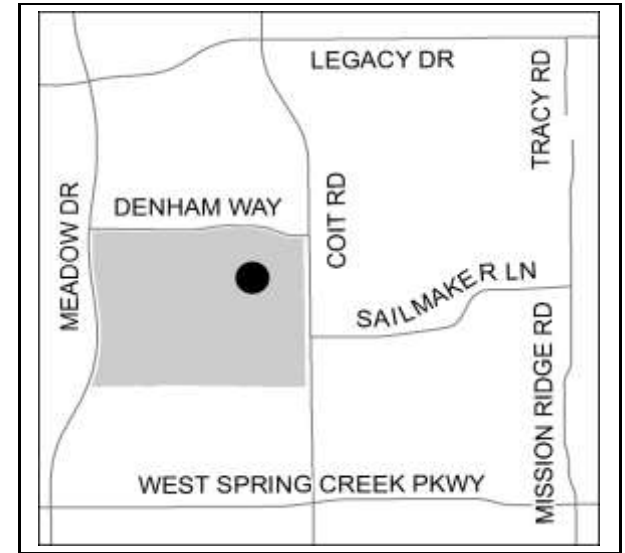
Start Date: Oct. 2025

Description:

Completion Date: Sep. 2029

Future routine repair and maintenance of facility located at 6701 Coit Road that was constructed in 1990 and upgraded in 2011. The center has 63,340 square feet of floor space.

Project Numbers TBD



EXPENDITURES	Prior Years	Re-Estimate	2024-25	2025-26	2026-27	2027-28	2028-29	Future Yrs	Total
Land	0	0	0	0	0	0	0	0	0
Design	43,083	0	0	0	0	0	0	0	43,083
Construction	1,819,389	0	0	125,000	147,750	327,250	260,000	0	2,679,389
Equipment	42,114	0	0	0	0	0	0	0	42,114
TOTAL	1,904,586	0	0	125,000	147,750	327,250	260,000	0	2,764,586

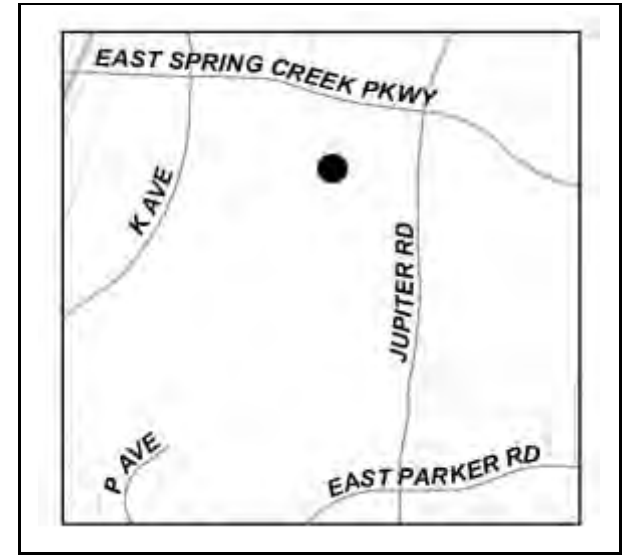
REVENUES	Prior Years	Re-Estimate	2024-25	2025-26	2026-27	2027-28	2028-29	Future Yrs	Total
CMF	1,904,586	0	0	125,000	147,750	327,250	260,000	0	2,764,586
N/A	0	0	0	0	0	0	0	0	0
N/A	0	0	0	0	0	0	0	0	0
TOTAL	1,904,586	0	0	125,000	147,750	327,250	260,000	0	2,764,586

OPERATING BUDGET IMPACT	2024-25	2025-26	2026-27	2027-28	2028-29	Future Yrs	Total
	0	0	0	0	0	0	0

CITY OF PLANO

COMMUNITY INVESTMENT PROGRAM

Project Name: 63 - Carpenter Park Rec Ctr - Interior Paint
Project Number: 356090 **Start Date:** Oct. 2023
Description: **Completion Date:** Sep. 2026
 Interior Paint at the facility located at 6701 Coit Road
 Project FAC-F-00063



EXPENDITURES	Prior Years	Re-Estimate	2024-25	2025-26	2026-27	2027-28	2028-29	Future Yrs	Total
Land	0	0	0	0	0	0	0	0	0
Design	0	0	0	0	0	0	0	0	0
Construction	0	31,817	18,183	100,000	0	0	0	0	150,000
Equipment	0	0	0	0	0	0	0	0	0
TOTAL	0	31,817	18,183	100,000	0	0	0	0	150,000

REVENUES	Prior Years	Re-Estimate	2024-25	2025-26	2026-27	2027-28	2028-29	Future Yrs	Total
CMF	0	31,817	18,183	100,000	0	0	0	0	150,000
N/A	0	0	0	0	0	0	0	0	0
N/A	0	0	0	0	0	0	0	0	0
TOTAL	0	31,817	18,183	100,000	0	0	0	0	150,000

OPERATING BUDGET IMPACT	2024-25	2025-26	2026-27	2027-28	2028-29	Future Yrs	Total
	0	0	0	0	0	0	0

CITY OF PLANO

COMMUNITY INVESTMENT PROGRAM

Project Name: 63 - Carpenter Park Rec Ctr Generator

Project Number: 54557

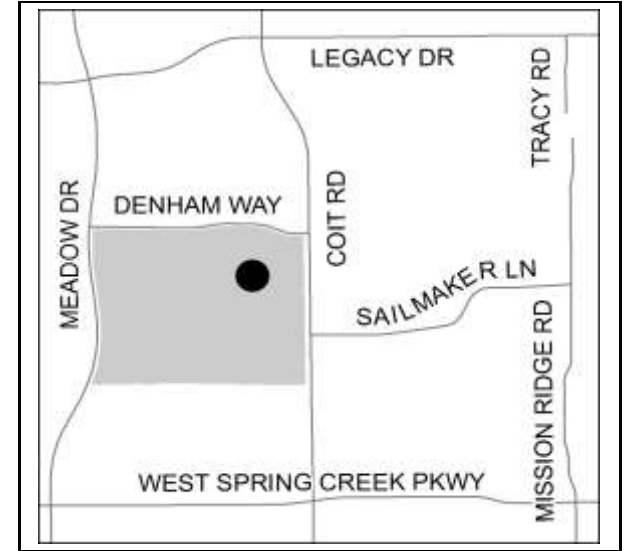
Start Date: Oct. 2022

Description:

Completion Date: Nov. 2026

Install 6000 kW diesel generator with a 24 hour day tank and automatic transfer switch at the facility located at 6701 Coit Road.

Project FAC-F-7611



EXPENDITURES	Prior Years	Re-Estimate	2024-25	2025-26	2026-27	2027-28	2028-29	Future Yrs	Total
Land	0	0	0	0	0	0	0	0	0
Design	5,300	1,700	0	0	0	0	0	0	7,000
Construction	0	0	0	613,000	0	0	0	0	613,000
Equipment	0	0	0	0	0	0	0	0	0
TOTAL	5,300	1,700	0	613,000	0	0	0	0	620,000

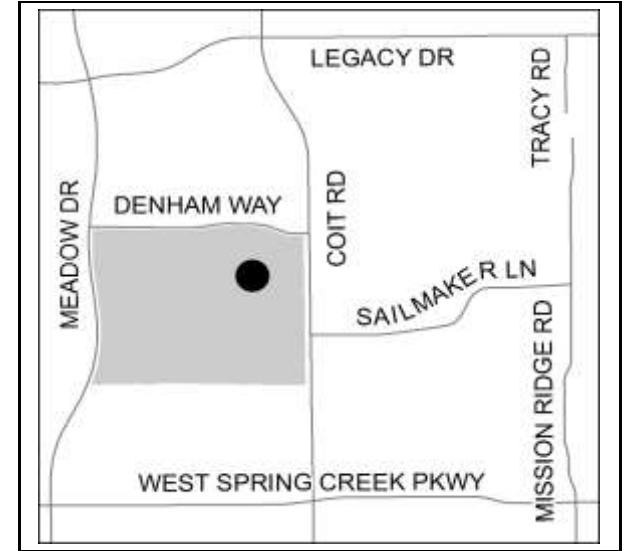
REVENUES	Prior Years	Re-Estimate	2024-25	2025-26	2026-27	2027-28	2028-29	Future Yrs	Total
CMF	5,300	1,700	0	613,000	0	0	0	0	620,000
N/A	0	0	0	0	0	0	0	0	0
N/A	0	0	0	0	0	0	0	0	0
TOTAL	5,300	1,700	0	613,000	0	0	0	0	620,000

OPERATING BUDGET IMPACT	2024-25	2025-26	2026-27	2027-28	2028-29	Future Yrs	Total
	0	0	0	0	0	0	0

CITY OF PLANO

COMMUNITY INVESTMENT PROGRAM

Project Name: 63 - Carpenter Park Recreation Center - Resurface gym floor
Project Number: 356062 **Start Date:** Oct. 2023
Description: **Completion Date:** Sep. 2026
 Resurface gym floor at the facility located at 6701 Coit Road
 FAC-D-00001



EXPENDITURES	Prior Years	Re-Estimate	2024-25	2025-26	2026-27	2027-28	2028-29	Future Yrs	Total
Land	0	0	0	0	0	0	0	0	0
Design	0	0	0	10,000	0	0	0	0	10,000
Construction	0	0	0	65,000	0	0	0	0	65,000
Equipment	0	0	0	0	0	0	0	0	0
TOTAL	0	0	0	75,000	0	0	0	0	75,000

REVENUES	Prior Years	Re-Estimate	2024-25	2025-26	2026-27	2027-28	2028-29	Future Yrs	Total
CMF	0	0	0	75,000	0	0	0	0	75,000
N/A	0	0	0	0	0	0	0	0	0
N/A	0	0	0	0	0	0	0	0	0
TOTAL	0	0	0	75,000	0	0	0	0	75,000

OPERATING BUDGET IMPACT	2024-25	2025-26	2026-27	2027-28	2028-29	Future Yrs	Total
	0	0	0	0	0	0	0

CITY OF PLANO

COMMUNITY INVESTMENT PROGRAM

Project Name: 64 - Fire Station #12

Project Number: 356966

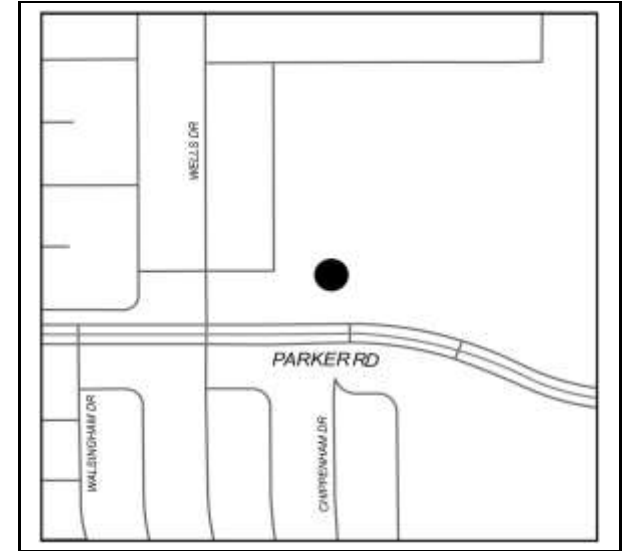
Start Date: Oct. 2025

Description:

Completion Date: Sep. 2029

Routine repair and maintenance of the fire station located at 4125 West Parker Road.

Project Numbers TBD



EXPENDITURES	Prior Years	Re-Estimate	2024-25	2025-26	2026-27	2027-28	2028-29	Future Yrs	Total
Land	0	0	0	0	0	0	0	0	0
Design	36,400	0	0	0	0	0	0	0	36,400
Construction	32,176	0	0	213,000	30,000	182,000	60,000	0	517,176
Equipment	0	0	0	0	0	0	0	0	0
TOTAL	68,576	0	0	213,000	30,000	182,000	60,000	0	553,576

REVENUES	Prior Years	Re-Estimate	2024-25	2025-26	2026-27	2027-28	2028-29	Future Yrs	Total
CMF	68,576	0	0	213,000	30,000	182,000	60,000	0	553,576
N/A	0	0	0	0	0	0	0	0	0
N/A	0	0	0	0	0	0	0	0	0
TOTAL	68,576	0	0	213,000	30,000	182,000	60,000	0	553,576

OPERATING BUDGET IMPACT	2024-25	2025-26	2026-27	2027-28	2028-29	Future Yrs	Total
	0	0	0	0	0	0	0

CITY OF PLANO

COMMUNITY INVESTMENT PROGRAM

Project Name: 64 - Fire Station #12 - Interior Paint

Project Number: 356097

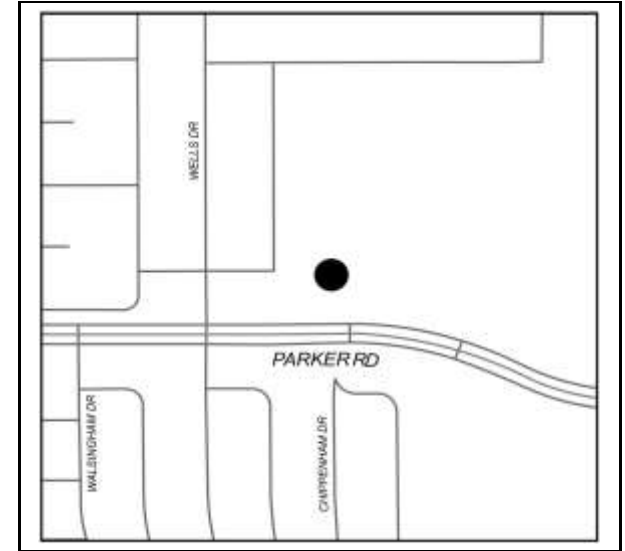
Start Date: Oct. 2023

Description:

Completion Date: Sep. 2026

Interior paint at the facility located at 4125 West Parker Road

Project FAC-F-00070



EXPENDITURES	Prior Years	Re-Estimate	2024-25	2025-26	2026-27	2027-28	2028-29	Future Yrs	Total
Land	0	0	0	0	0	0	0	0	0
Design	0	0	0	0	0	0	0	0	0
Construction	0	0	0	20,000	0	0	0	0	20,000
Equipment	0	0	0	0	0	0	0	0	0
TOTAL	0	0	0	20,000	0	0	0	0	20,000

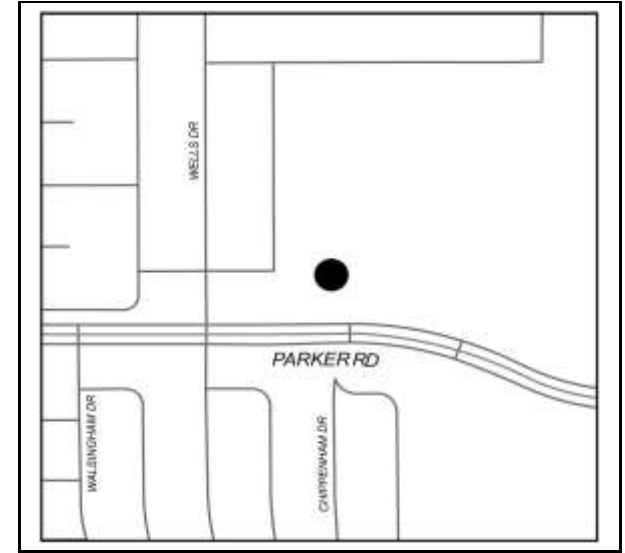
REVENUES	Prior Years	Re-Estimate	2024-25	2025-26	2026-27	2027-28	2028-29	Future Yrs	Total
CMF	0	0	0	20,000	0	0	0	0	20,000
N/A	0	0	0	0	0	0	0	0	0
N/A	0	0	0	0	0	0	0	0	0
TOTAL	0	0	0	20,000	0	0	0	0	20,000

OPERATING BUDGET IMPACT	2024-25	2025-26	2026-27	2027-28	2028-29	Future Yrs	Total
	0	0	0	0	0	0	0

CITY OF PLANO

COMMUNITY INVESTMENT PROGRAM

Project Name: 64 - Fire Station #12 - Metasys Replace Controller
Project Number: 356041 **Start Date:** Oct. 2023
Description: **Completion Date:** Sep. 2024
 Replace Metasys Controller at the facility located at 4125 West Parker Road
 Project FAC-F-00019



EXPENDITURES	Prior Years	Re-Estimate	2024-25	2025-26	2026-27	2027-28	2028-29	Future Yrs	Total
Land	0	0	0	0	0	0	0	0	0
Design	0	0	0	0	0	0	0	0	0
Construction	0	20,642	0	0	0	0	0	0	20,642
Equipment	0	0	0	0	0	0	0	0	0
TOTAL	0	20,642	0	0	0	0	0	0	20,642

REVENUES	Prior Years	Re-Estimate	2024-25	2025-26	2026-27	2027-28	2028-29	Future Yrs	Total
CMF	0	20,642	0	0	0	0	0	0	20,642
N/A	0	0	0	0	0	0	0	0	0
N/A	0	0	0	0	0	0	0	0	0
TOTAL	0	20,642	0	0	0	0	0	0	20,642

OPERATING BUDGET IMPACT	2024-25	2025-26	2026-27	2027-28	2028-29	Future Yrs	Total
	0	0	0	0	0	0	0

CITY OF PLANO

COMMUNITY INVESTMENT PROGRAM

Project Name: 64 - Fire Station 12 Generator

Project Number: 54532

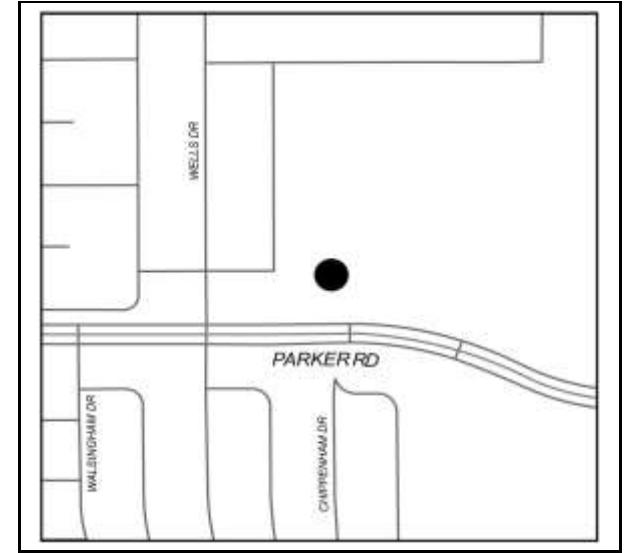
Start Date: Mar. 2021

Description:

Completion Date: Oct. 2024

Modify ATS & re-utilitze existing generator at the fire station located at 4125 West Parker Road.

Project FAC-F-7464



EXPENDITURES	Prior Years	Re-Estimate	2024-25	2025-26	2026-27	2027-28	2028-29	Future Yrs	Total
Land	0	0	0	0	0	0	0	0	0
Design	0	0	0	0	0	0	0	0	0
Construction	560	30,000	0	0	0	0	0	0	30,560
Equipment	0	0	0	0	0	0	0	0	0
TOTAL	560	30,000	0	0	0	0	0	0	30,560

REVENUES	Prior Years	Re-Estimate	2024-25	2025-26	2026-27	2027-28	2028-29	Future Yrs	Total
CMF	560	30,000	0	0	0	0	0	0	30,560
N/A	0	0	0	0	0	0	0	0	0
N/A	0	0	0	0	0	0	0	0	0
TOTAL	560	30,000	0	0	0	0	0	0	30,560

OPERATING BUDGET IMPACT	2024-25	2025-26	2026-27	2027-28	2028-29	Future Yrs	Total
	0	0	0	0	0	0	0

CITY OF PLANO

COMMUNITY INVESTMENT PROGRAM

Project Name: 64 - Fire Station 12 VRF A/C System

Project Number: 54531

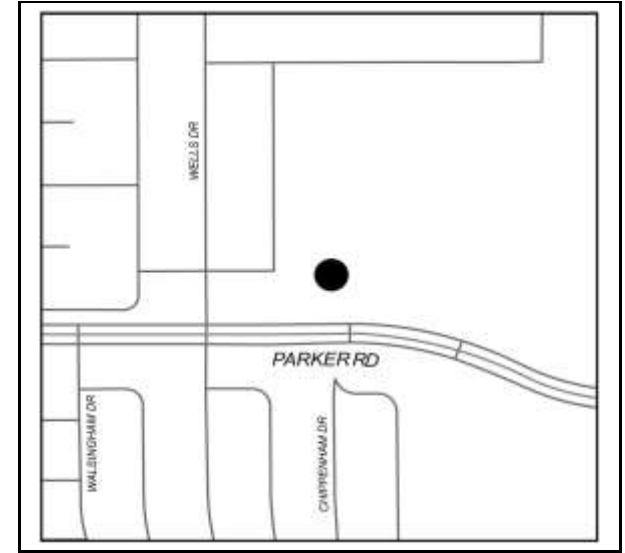
Start Date: Oct. 2021

Description:

Completion Date: Sep. 2024

Replace VRF Air Conditioning System at the fire station located at 4125 West Parker Road.

Project FAC-F-7444



EXPENDITURES	Prior Years	Re-Estimate	2024-25	2025-26	2026-27	2027-28	2028-29	Future Yrs	Total
Land	0	0	0	0	0	0	0	0	0
Design	1,750	0	0	0	0	0	0	0	1,750
Construction	0	148,433	0	0	0	0	0	0	148,433
Equipment	0	0	0	0	0	0	0	0	0
TOTAL	1,750	148,433	0	0	0	0	0	0	150,183

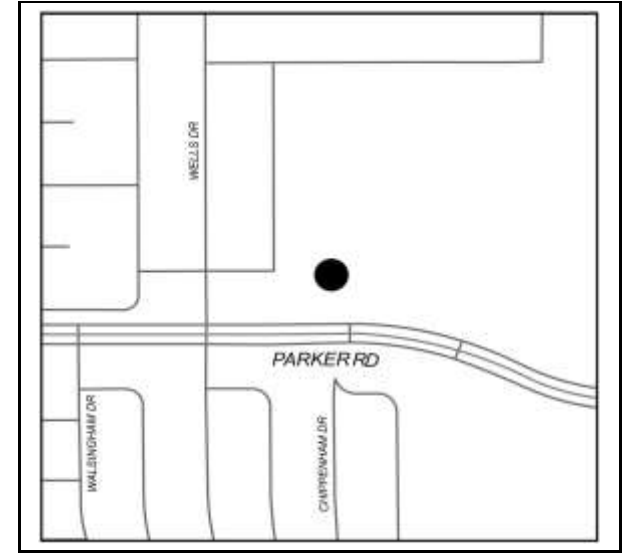
REVENUES	Prior Years	Re-Estimate	2024-25	2025-26	2026-27	2027-28	2028-29	Future Yrs	Total
CMF	1,750	148,433	0	0	0	0	0	0	150,183
N/A	0	0	0	0	0	0	0	0	0
N/A	0	0	0	0	0	0	0	0	0
TOTAL	1,750	148,433	0	0	0	0	0	0	150,183

OPERATING BUDGET IMPACT	2024-25	2025-26	2026-27	2027-28	2028-29	Future Yrs	Total
	0	0	0	0	0	0	0

CITY OF PLANO

COMMUNITY INVESTMENT PROGRAM

Project Name: 64- Fire Station 12 - Replace Carpet in Bedrooms
Project Number: 356115 **Start Date:** Oct. 2023
Description: **Completion Date:** Sep. 2025
 Replace Carpet in Bedrooms of the facility located at 4125 West Parker Road
 Project FAC-F-00088



EXPENDITURES	Prior Years	Re-Estimate	2024-25	2025-26	2026-27	2027-28	2028-29	Future Yrs	Total
Land	0	0	0	0	0	0	0	0	0
Design	0	0	0	0	0	0	0	0	0
Construction	0	0	0	32,000	0	0	0	0	32,000
Equipment	0	0	0	0	0	0	0	0	0
TOTAL	0	0	0	32,000	0	0	0	0	32,000

REVENUES	Prior Years	Re-Estimate	2024-25	2025-26	2026-27	2027-28	2028-29	Future Yrs	Total
CMF	0	0	0	32,000	0	0	0	0	32,000
N/A	0	0	0	0	0	0	0	0	0
N/A	0	0	0	0	0	0	0	0	0
TOTAL	0	0	0	32,000	0	0	0	0	32,000

OPERATING BUDGET IMPACT	2024-25	2025-26	2026-27	2027-28	2028-29	Future Yrs	Total
	0	0	0	0	0	0	0

CITY OF PLANO

COMMUNITY INVESTMENT PROGRAM

Project Name: 65 - EEC - Caulk joints

Project Number: 356056

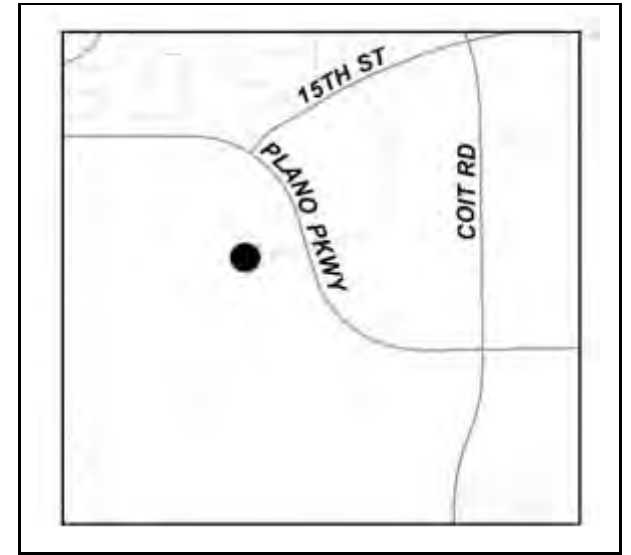
Start Date: Oct. 2023

Description:

Completion Date: Sep. 2026

Caulk joints where wood meets the building on lower rooftop at the facility located at 4116 West Plano Parkway

Project FAC-F-00034



EXPENDITURES	Prior Years	Re-Estimate	2024-25	2025-26	2026-27	2027-28	2028-29	Future Yrs	Total
Land	0	0	0	0	0	0	0	0	0
Design	0	0	0	0	0	0	0	0	0
Construction	0	0	0	750	0	0	0	0	750
Equipment	0	0	0	0	0	0	0	0	0
TOTAL	0	0	0	750	0	0	0	0	750

REVENUES	Prior Years	Re-Estimate	2024-25	2025-26	2026-27	2027-28	2028-29	Future Yrs	Total
CMF	0	0	0	750	0	0	0	0	750
N/A	0	0	0	0	0	0	0	0	0
N/A	0	0	0	0	0	0	0	0	0
TOTAL	0	0	0	750	0	0	0	0	750

OPERATING BUDGET IMPACT	2024-25	2025-26	2026-27	2027-28	2028-29	Future Yrs	Total
	0	0	0	0	0	0	0

CITY OF PLANO

COMMUNITY INVESTMENT PROGRAM

Project Name: 65 - EEC - Exterior storage cabinets

Project Number: 356076

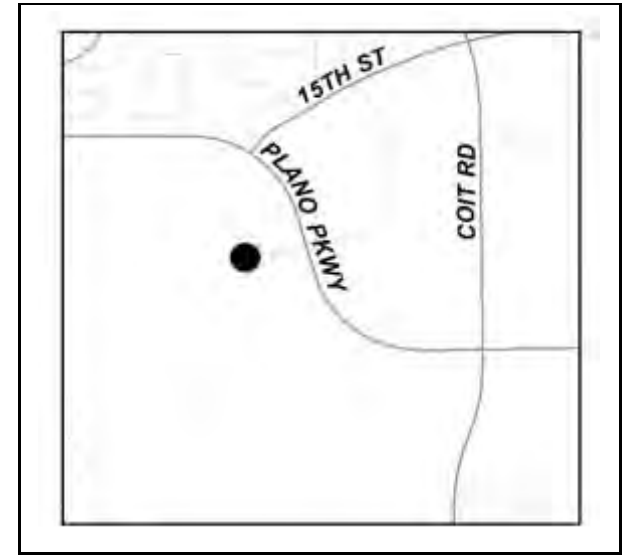
Start Date: Oct. 2023

Description:

Completion Date: Sep. 2026

Restain exterior storage cabinets under demonstration area at the facility located at 4116 West Plano Parkway

Project FAC-F-00049



EXPENDITURES	Prior Years	Re-Estimate	2024-25	2025-26	2026-27	2027-28	2028-29	Future Yrs	Total
Land	0	0	0	0	0	0	0	0	0
Design	0	0	0	0	0	0	0	0	0
Construction	0	0	0	2,000	0	0	0	0	2,000
Equipment	0	0	0	0	0	0	0	0	0
TOTAL	0	0	0	2,000	0	0	0	0	2,000

REVENUES	Prior Years	Re-Estimate	2024-25	2025-26	2026-27	2027-28	2028-29	Future Yrs	Total
CMF	0	0	0	2,000	0	0	0	0	2,000
N/A	0	0	0	0	0	0	0	0	0
N/A	0	0	0	0	0	0	0	0	0
TOTAL	0	0	0	2,000	0	0	0	0	2,000

OPERATING BUDGET IMPACT	2024-25	2025-26	2026-27	2027-28	2028-29	Future Yrs	Total
	0	0	0	0	0	0	0

CITY OF PLANO

COMMUNITY INVESTMENT PROGRAM

Project Name: 65 - EEC - power wash and paint the roof borders and posts

Project Number: 356063

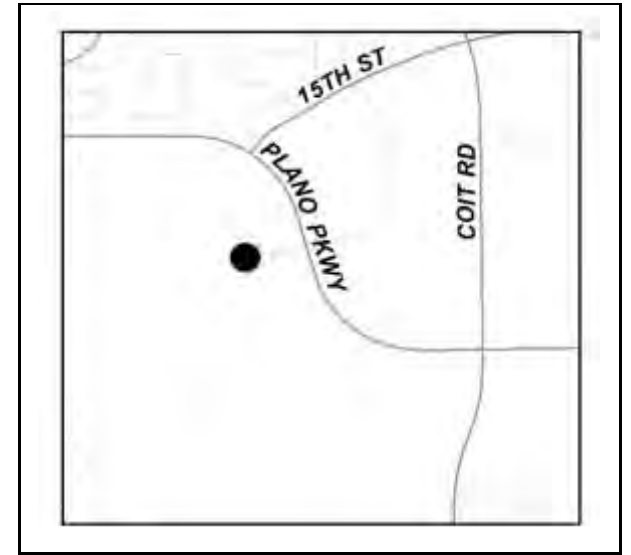
Start Date: Oct. 2023

Description:

Completion Date: Sep. 2026

Power wash and paint the roof borders and posts at the facility located at 4116 West Plano Parkway

Project FAC-F-00040



EXPENDITURES	Prior Years	Re-Estimate	2024-25	2025-26	2026-27	2027-28	2028-29	Future Yrs	Total
Land	0	0	0	0	0	0	0	0	0
Design	0	0	0	0	0	0	0	0	0
Construction	0	0	0	3,760	0	0	0	0	3,760
Equipment	0	0	0	0	0	0	0	0	0
TOTAL	0	0	0	3,760	0	0	0	0	3,760

REVENUES	Prior Years	Re-Estimate	2024-25	2025-26	2026-27	2027-28	2028-29	Future Yrs	Total
CMF	0	0	0	3,760	0	0	0	0	3,760
N/A	0	0	0	0	0	0	0	0	0
N/A	0	0	0	0	0	0	0	0	0
TOTAL	0	0	0	3,760	0	0	0	0	3,760

OPERATING BUDGET IMPACT	2024-25	2025-26	2026-27	2027-28	2028-29	Future Yrs	Total
	0	0	0	0	0	0	0

CITY OF PLANO

COMMUNITY INVESTMENT PROGRAM

Project Name: 65 - EEC - Power wash, stain, seal all wood beams

Project Number: 356067

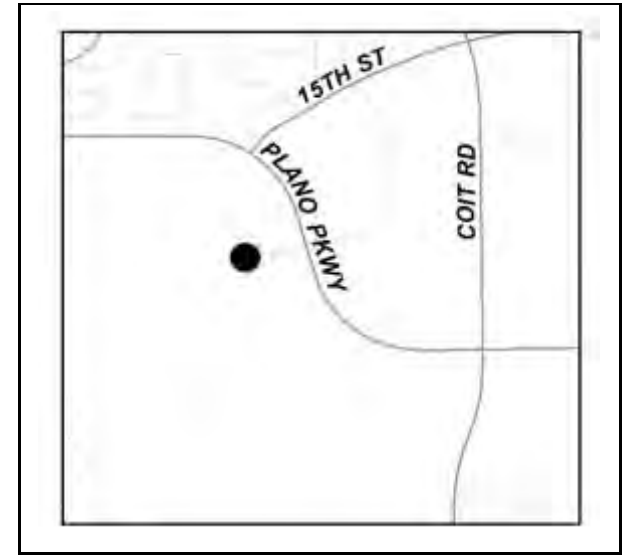
Start Date: Oct. 2023

Description:

Completion Date: Sep. 2026

Power wash, stain or seal all wood beams of the facility located at 4116 West Plano Parkway

Project FAC-F-00044



EXPENDITURES	Prior Years	Re-Estimate	2024-25	2025-26	2026-27	2027-28	2028-29	Future Yrs	Total
Land	0	0	0	0	0	0	0	0	0
Design	0	0	0	0	0	0	0	0	0
Construction	0	0	0	3,100	0	0	0	0	3,100
Equipment	0	0	0	0	0	0	0	0	0
TOTAL	0	0	0	3,100	0	0	0	0	3,100

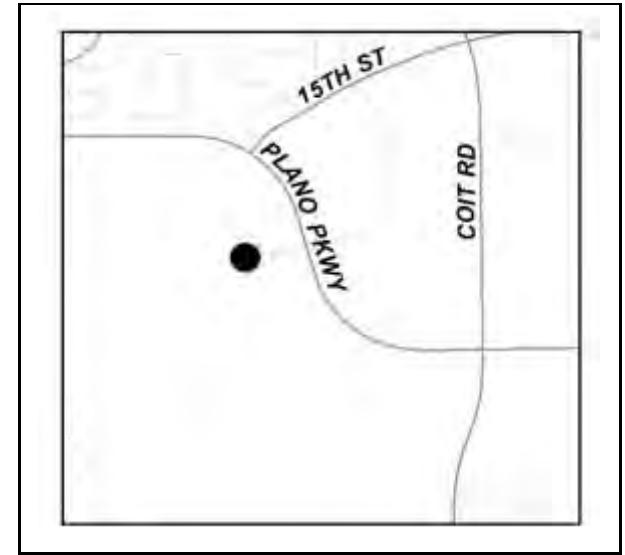
REVENUES	Prior Years	Re-Estimate	2024-25	2025-26	2026-27	2027-28	2028-29	Future Yrs	Total
CMF	0	0	0	3,100	0	0	0	0	3,100
N/A	0	0	0	0	0	0	0	0	0
N/A	0	0	0	0	0	0	0	0	0
TOTAL	0	0	0	3,100	0	0	0	0	3,100

OPERATING BUDGET IMPACT	2024-25	2025-26	2026-27	2027-28	2028-29	Future Yrs	Total
	0	0	0	0	0	0	0

CITY OF PLANO

COMMUNITY INVESTMENT PROGRAM

Project Name: 65 - EEC - Power wash/paint ext back wall
Project Number: 356068 **Start Date:** Oct. 2023
Description: **Completion Date:** Sep. 2026
 Power wash & paint exterior back wall of the facility located at 4116 West Plano Parkway
 Project FAC-F-00045



EXPENDITURES	Prior Years	Re-Estimate	2024-25	2025-26	2026-27	2027-28	2028-29	Future Yrs	Total
Land	0	0	0	0	0	0	0	0	0
Design	0	0	0	0	0	0	0	0	0
Construction	0	0	0	5,000	0	0	0	0	5,000
Equipment	0	0	0	0	0	0	0	0	0
TOTAL	0	0	0	5,000	0	0	0	0	5,000

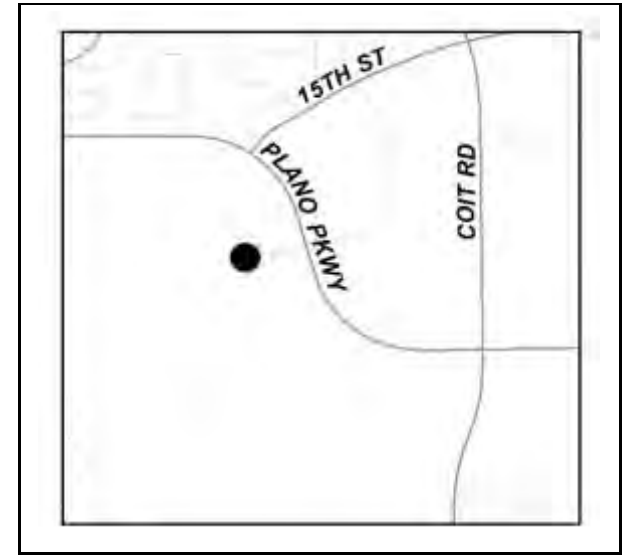
REVENUES	Prior Years	Re-Estimate	2024-25	2025-26	2026-27	2027-28	2028-29	Future Yrs	Total
CMF	0	0	0	5,000	0	0	0	0	5,000
N/A	0	0	0	0	0	0	0	0	0
N/A	0	0	0	0	0	0	0	0	0
TOTAL	0	0	0	5,000	0	0	0	0	5,000

OPERATING BUDGET IMPACT	2024-25	2025-26	2026-27	2027-28	2028-29	Future Yrs	Total
	0	0	0	0	0	0	0

CITY OF PLANO

COMMUNITY INVESTMENT PROGRAM

Project Name: 65 - EEC - Wash and Seal Tile at Entrance
Project Number: 356112 **Start Date:** Oct. 2023
Description: **Completion Date:** Sep. 2026
 Wash and Seal Tile at entrance of the facility located at 4116 West Plano Parkway
 Project FAC-F-00085



EXPENDITURES	Prior Years	Re-Estimate	2024-25	2025-26	2026-27	2027-28	2028-29	Future Yrs	Total
Land	0	0	0	0	0	0	0	0	0
Design	0	0	0	0	0	0	0	0	0
Construction	0	0	0	3,400	0	0	0	0	3,400
Equipment	0	0	0	0	0	0	0	0	0
TOTAL	0	0	0	3,400	0	0	0	0	3,400

REVENUES	Prior Years	Re-Estimate	2024-25	2025-26	2026-27	2027-28	2028-29	Future Yrs	Total
CMF	0	0	0	3,400	0	0	0	0	3,400
N/A	0	0	0	0	0	0	0	0	0
N/A	0	0	0	0	0	0	0	0	0
TOTAL	0	0	0	3,400	0	0	0	0	3,400

OPERATING BUDGET IMPACT	2024-25	2025-26	2026-27	2027-28	2028-29	Future Yrs	Total
	0	0	0	0	0	0	0

CITY OF PLANO

COMMUNITY INVESTMENT PROGRAM

Project Name: 65 - Environmental Education Center

Project Number: 356965

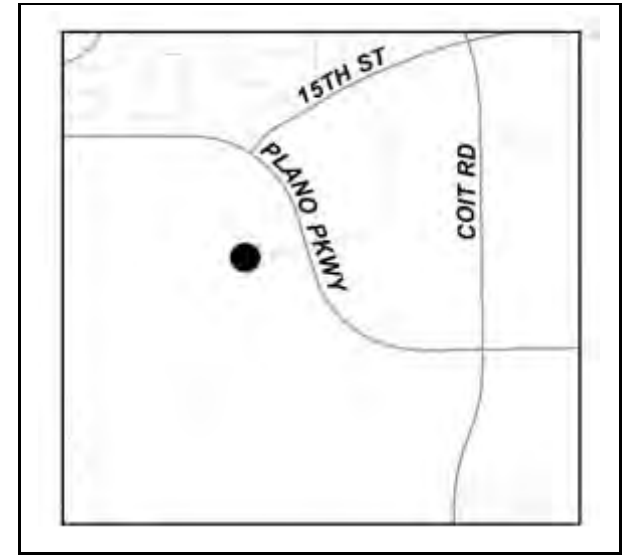
Start Date: Oct. 2026

Description:

Completion Date: Sep. 2028

Future routine repair and maintenance of facility located at 4116 West Plano Parkway that was built in 1998 and covers 2,500 square feet.

Project Numbers TBD



EXPENDITURES	Prior Years	Re-Estimate	2024-25	2025-26	2026-27	2027-28	2028-29	Future Yrs	Total
Land	0	0	0	0	0	0	0	0	0
Design	18,600	0	0	0	0	0	0	0	18,600
Construction	85,803	0	0	0	103,250	131,750	0	0	320,803
Equipment	0	0	0	0	0	0	0	0	0
TOTAL	104,403	0	0	0	103,250	131,750	0	0	339,403

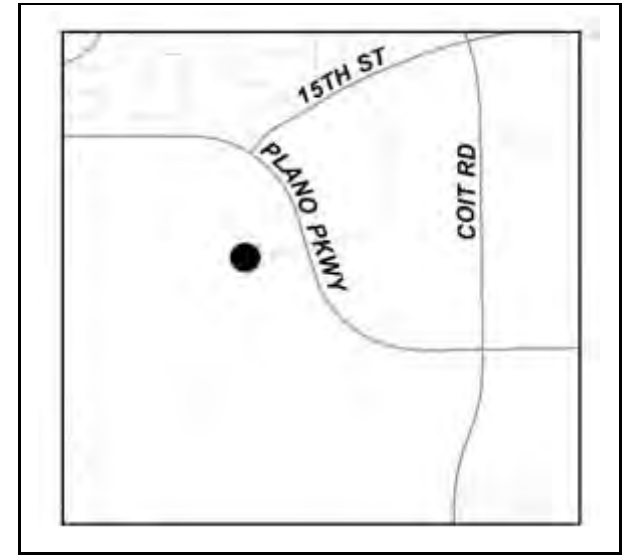
REVENUES	Prior Years	Re-Estimate	2024-25	2025-26	2026-27	2027-28	2028-29	Future Yrs	Total
CMF	104,403	0	0	0	103,250	131,750	0	0	339,403
N/A	0	0	0	0	0	0	0	0	0
N/A	0	0	0	0	0	0	0	0	0
TOTAL	104,403	0	0	0	103,250	131,750	0	0	339,403

OPERATING BUDGET IMPACT	2024-25	2025-26	2026-27	2027-28	2028-29	Future Yrs	Total
	0	0	0	0	0	0	0

CITY OF PLANO

COMMUNITY INVESTMENT PROGRAM

Project Name: 65- EEC- Refinish concrete floors
Project Number: 356119 **Start Date:** Oct. 2023
Description: **Completion Date:** Sep. 2026
 Refinish concrete floors at the facility located at 4116 West Plano Parkway
 Project FAC-F-00092



EXPENDITURES	Prior Years	Re-Estimate	2024-25	2025-26	2026-27	2027-28	2028-29	Future Yrs	Total
Land	0	0	0	0	0	0	0	0	0
Design	0	0	0	0	0	0	0	0	0
Construction	0	0	0	25,000	0	0	0	0	25,000
Equipment	0	0	0	0	0	0	0	0	0
TOTAL	0	0	0	25,000	0	0	0	0	25,000

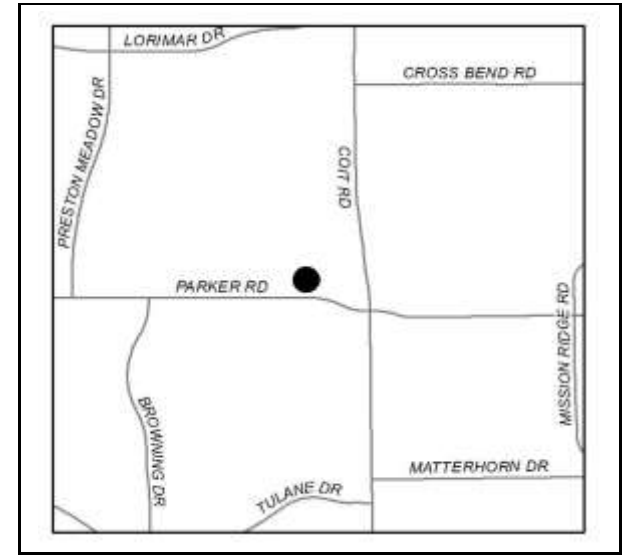
REVENUES	Prior Years	Re-Estimate	2024-25	2025-26	2026-27	2027-28	2028-29	Future Yrs	Total
CMF	0	0	0	25,000	0	0	0	0	25,000
N/A	0	0	0	0	0	0	0	0	0
N/A	0	0	0	0	0	0	0	0	0
TOTAL	0	0	0	25,000	0	0	0	0	25,000

OPERATING BUDGET IMPACT	2024-25	2025-26	2026-27	2027-28	2028-29	Future Yrs	Total
	0	0	0	0	0	0	0

CITY OF PLANO

COMMUNITY INVESTMENT PROGRAM

Project Name: 66 - Emergency Operations Center Data Air
Project Number: 54541 **Start Date:** Jan. 2022
Description: **Completion Date:** Jun. 2024
 Replace data air at this facility located at 4125 West Parker Road
 Project FAC-F-7445



EXPENDITURES	Prior Years	Re-Estimate	2024-25	2025-26	2026-27	2027-28	2028-29	Future Yrs	Total
Land	0	0	0	0	0	0	0	0	0
Design	0	0	0	0	0	0	0	0	0
Construction	16,048	770,003	0	0	0	0	0	0	786,051
Equipment	0	0	0	0	0	0	0	0	0
TOTAL	16,048	770,003	0	0	0	0	0	0	786,051

REVENUES	Prior Years	Re-Estimate	2024-25	2025-26	2026-27	2027-28	2028-29	Future Yrs	Total
CMF	16,048	770,003	0	0	0	0	0	0	786,051
N/A	0	0	0	0	0	0	0	0	0
N/A	0	0	0	0	0	0	0	0	0
TOTAL	16,048	770,003	0	0	0	0	0	0	786,051

OPERATING BUDGET IMPACT	2024-25	2025-26	2026-27	2027-28	2028-29	Future Yrs	Total
	0	0	0	0	0	0	0

CITY OF PLANO

COMMUNITY INVESTMENT PROGRAM

Project Name: 66 - EOC - Replace AC System

Project Number: 356035

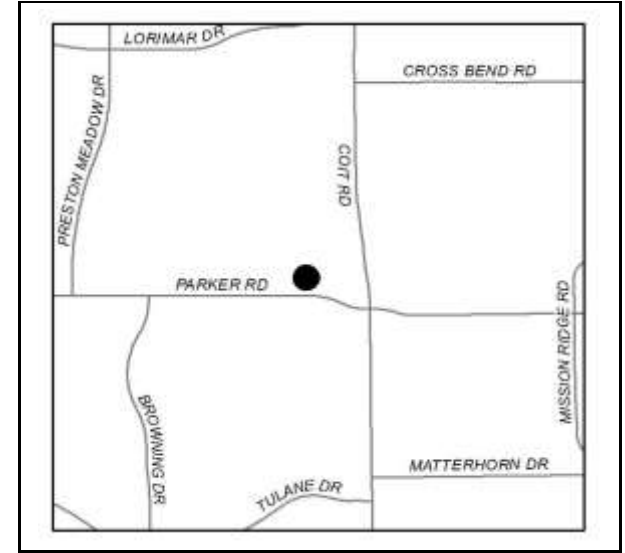
Start Date: Oct. 2023

Description:

Completion Date: Sep. 2025

Replace AC System at the facility located at 4125 West Parker Road

Project FAC-F-00013



EXPENDITURES	Prior Years	Re-Estimate	2024-25	2025-26	2026-27	2027-28	2028-29	Future Yrs	Total
Land	0	0	0	0	0	0	0	0	0
Design	0	0	0	0	0	0	0	0	0
Construction	0	14,400	385,600	0	0	0	0	0	400,000
Equipment	0	0	0	0	0	0	0	0	0
TOTAL	0	14,400	385,600	0	0	0	0	0	400,000

REVENUES	Prior Years	Re-Estimate	2024-25	2025-26	2026-27	2027-28	2028-29	Future Yrs	Total
CMF	0	14,400	385,600	0	0	0	0	0	400,000
N/A	0	0	0	0	0	0	0	0	0
N/A	0	0	0	0	0	0	0	0	0
TOTAL	0	14,400	385,600	0	0	0	0	0	400,000

OPERATING BUDGET IMPACT	2024-25	2025-26	2026-27	2027-28	2028-29	Future Yrs	Total
	0	0	0	0	0	0	0

CITY OF PLANO

COMMUNITY INVESTMENT PROGRAM

Project Name: 66 - EOC - Replace UPS

Project Number: 356101

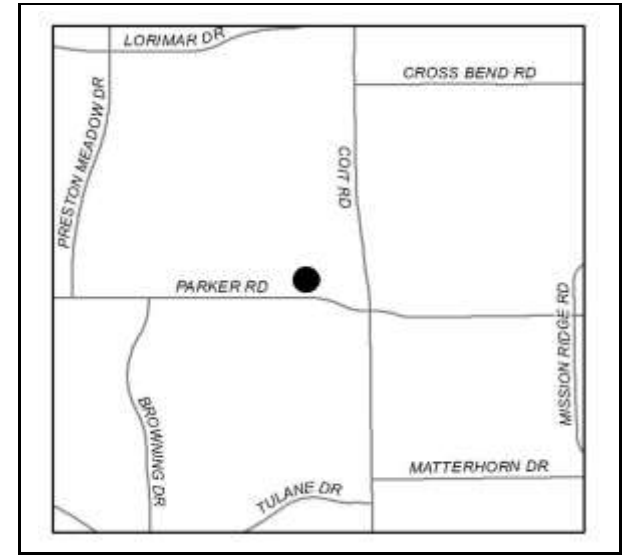
Start Date: Oct. 2023

Description:

Completion Date: Sep. 2024

Replace UPS Unit at the facility located at 4125 West Parker Road

Project FAC-F-00074



EXPENDITURES	Prior Years	Re-Estimate	2024-25	2025-26	2026-27	2027-28	2028-29	Future Yrs	Total
Land	0	0	0	0	0	0	0	0	0
Design	0	8,600	0	0	0	0	0	0	8,600
Construction	0	0	291,400	0	0	0	0	0	291,400
Equipment	0	0	0	0	0	0	0	0	0
TOTAL	0	8,600	291,400	0	0	0	0	0	300,000

REVENUES	Prior Years	Re-Estimate	2024-25	2025-26	2026-27	2027-28	2028-29	Future Yrs	Total
CMF	0	8,600	291,400	0	0	0	0	0	300,000
N/A	0	0	0	0	0	0	0	0	0
N/A	0	0	0	0	0	0	0	0	0
TOTAL	0	8,600	291,400	0	0	0	0	0	300,000

OPERATING BUDGET IMPACT	2024-25	2025-26	2026-27	2027-28	2028-29	Future Yrs	Total
	0	0	0	0	0	0	0

CITY OF PLANO

COMMUNITY INVESTMENT PROGRAM

Project Name: 68 - Warehouse

Project Number: 356963

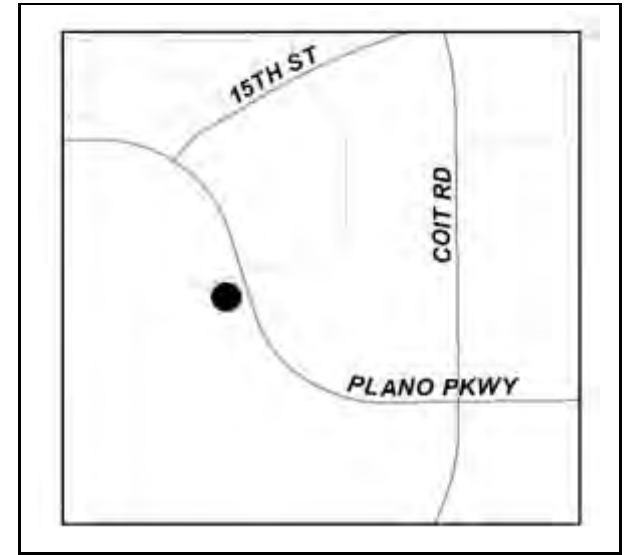
Start Date: Oct. 2025

Description:

Completion Date: Sep. 2027

Future routine repair and maintenance of facility located at 4100 West Plano Parkway that was constructed in 1991 and upgraded in 2003. The warehouse covers 22,600 square feet.

Project Numbers TBD



EXPENDITURES	Prior Years	Re-Estimate	2024-25	2025-26	2026-27	2027-28	2028-29	Future Yrs	Total
Land	0	0	0	0	0	0	0	0	0
Design	43,779	0	0	0	0	0	0	0	43,779
Construction	612,826	0	0	50,000	225,000	0	0	0	887,826
Equipment	26,998	0	0	0	0	0	0	0	26,998
TOTAL	683,603	0	0	50,000	225,000	0	0	0	958,603

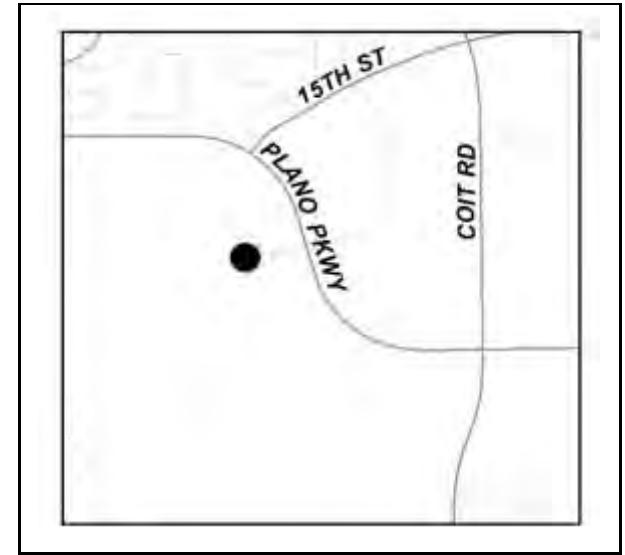
REVENUES	Prior Years	Re-Estimate	2024-25	2025-26	2026-27	2027-28	2028-29	Future Yrs	Total
CMF	471,713	0	0	50,000	225,000	0	0	0	746,713
Insurance Rece	211,890	0	0	0	0	0	0	0	211,890
N/A	0	0	0	0	0	0	0	0	0
TOTAL	683,603	0	0	50,000	225,000	0	0	0	958,603

OPERATING BUDGET IMPACT	2024-25	2025-26	2026-27	2027-28	2028-29	Future Yrs	Total
	0	0	0	0	0	0	0

CITY OF PLANO

COMMUNITY INVESTMENT PROGRAM

Project Name: 68 - Warehouse - Install Ceiling Fans
Project Number: 356129 **Start Date:** Aug. 2023
Description: **Completion Date:** Dec. 2024
 Install overhead fans at the City Warehouse located at 4100 West Plano Parkway.
 Project FAC-F-00103



EXPENDITURES	Prior Years	Re-Estimate	2024-25	2025-26	2026-27	2027-28	2028-29	Future Yrs	Total
Land	0	0	0	0	0	0	0	0	0
Design	0	0	0	0	0	0	0	0	0
Construction	0	22,812	0	0	0	0	0	0	22,812
Equipment	0	0	0	0	0	0	0	0	0
TOTAL	0	22,812	0	0	0	0	0	0	22,812

REVENUES	Prior Years	Re-Estimate	2024-25	2025-26	2026-27	2027-28	2028-29	Future Yrs	Total
CMF	0	22,812	0	0	0	0	0	0	22,812
N/A	0	0	0	0	0	0	0	0	0
N/A	0	0	0	0	0	0	0	0	0
TOTAL	0	22,812	0	0	0	0	0	0	22,812

OPERATING BUDGET IMPACT	2024-25	2025-26	2026-27	2027-28	2028-29	Future Yrs	Total
	0	0	0	0	0	0	0

CITY OF PLANO

COMMUNITY INVESTMENT PROGRAM

Project Name: 69 - Reuse Center

Project Number: 356962

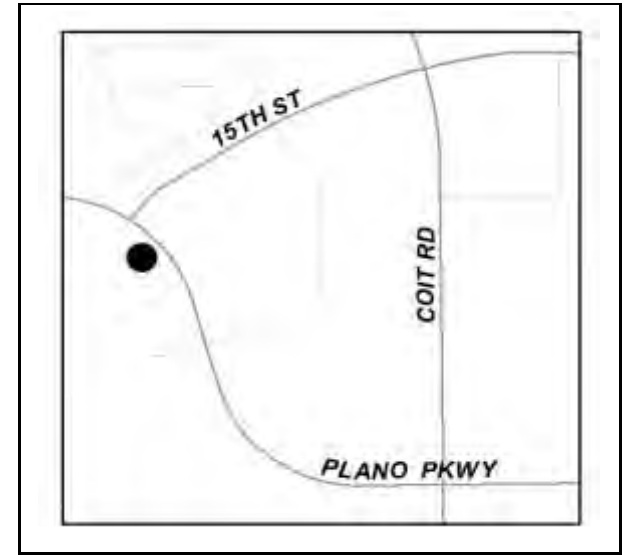
Start Date: Oct. 2026

Description:

Completion Date: Sep. 2029

Future routine repair and maintenance of facility located at 4110 West Plano Parkway that was built in 1997 and covers 650 square feet.

Project Numbers TBD



EXPENDITURES	Prior Years	Re-Estimate	2024-25	2025-26	2026-27	2027-28	2028-29	Future Yrs	Total
Land	0	0	0	0	0	0	0	0	0
Design	0	0	0	0	0	0	0	0	0
Construction	0	0	0	0	0	0	0	0	0
Equipment	0	0	0	0	7,500	0	7,500	0	15,000
TOTAL	0	0	0	0	7,500	0	7,500	0	15,000

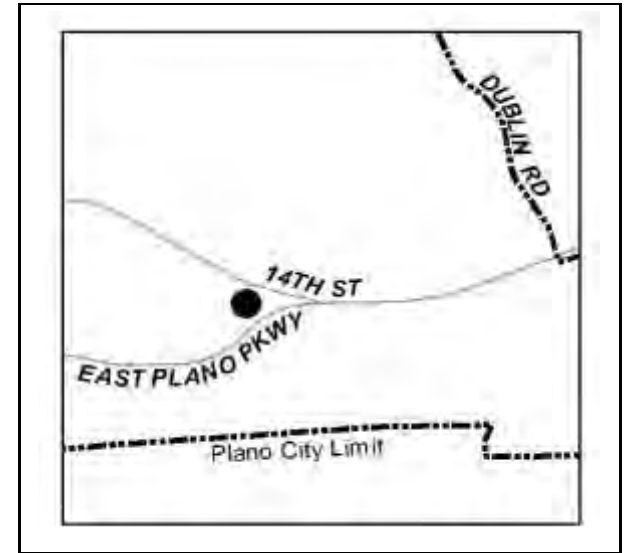
REVENUES	Prior Years	Re-Estimate	2024-25	2025-26	2026-27	2027-28	2028-29	Future Yrs	Total
CMF	0	0	0	0	7,500	0	7,500	0	15,000
N/A	0	0	0	0	0	0	0	0	0
N/A	0	0	0	0	0	0	0	0	0
TOTAL	0	0	0	0	7,500	0	7,500	0	15,000

OPERATING BUDGET IMPACT	2024-25	2025-26	2026-27	2027-28	2028-29	Future Yrs	Total
	0	0	0	0	0	0	0

CITY OF PLANO

COMMUNITY INVESTMENT PROGRAM

Project Name: 70 - Police Training Building - Replace Carpet
Project Number: 356012 **Start Date:** Feb. 2022
Description: **Completion Date:** Sep. 2027
 Replace Carpet at the facility located at 4912 East 14th Street
 Project FAC-F-0070



EXPENDITURES	Prior Years	Re-Estimate	2024-25	2025-26	2026-27	2027-28	2028-29	Future Yrs	Total
Land	0	0	0	0	0	0	0	0	0
Design	0	0	0	0	0	0	0	0	0
Construction	0	0	0	0	50,000	0	0	0	50,000
Equipment	0	0	0	0	0	0	0	0	0
TOTAL	0	0	0	0	50,000	0	0	0	50,000

REVENUES	Prior Years	Re-Estimate	2024-25	2025-26	2026-27	2027-28	2028-29	Future Yrs	Total
CMF	0	0	0	0	50,000	0	0	0	50,000
N/A	0	0	0	0	0	0	0	0	0
N/A	0	0	0	0	0	0	0	0	0
TOTAL	0	0	0	0	50,000	0	0	0	50,000

OPERATING BUDGET IMPACT	2024-25	2025-26	2026-27	2027-28	2028-29	Future Yrs	Total
	0	0	0	0	0	0	0

CITY OF PLANO

COMMUNITY INVESTMENT PROGRAM

Project Name: 70 - Police Training Center

Project Number: 356961

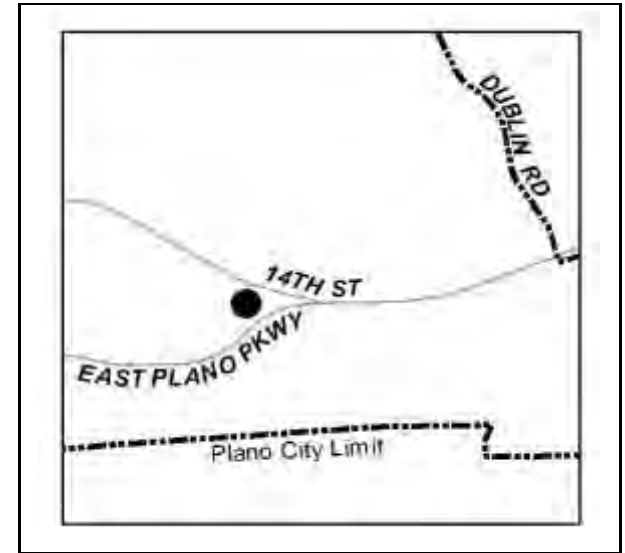
Start Date: Oct. 2025

Description:

Completion Date: Sep. 2027

Future routine repair and maintenance of facility located at 4912 East 14th Street that was constructed in 1990 and upgraded in 2003. The facility covers 32,600 square feet.

Project Numbers TBD



EXPENDITURES	Prior Years	Re-Estimate	2024-25	2025-26	2026-27	2027-28	2028-29	Future Yrs	Total
Land	0	0	0	0	0	0	0	0	0
Design	79,877	0	0	0	0	0	0	0	79,877
Construction	606,189	0	0	210,000	1,283,675	0	0	0	2,099,864
Equipment	0	0	0	0	0	0	0	0	0
TOTAL	686,066	0	0	210,000	1,283,675	0	0	0	2,179,741

REVENUES	Prior Years	Re-Estimate	2024-25	2025-26	2026-27	2027-28	2028-29	Future Yrs	Total
CMF	686,066	0	0	210,000	1,283,675	0	0	0	2,179,741
N/A	0	0	0	0	0	0	0	0	0
N/A	0	0	0	0	0	0	0	0	0
TOTAL	686,066	0	0	210,000	1,283,675	0	0	0	2,179,741

OPERATING BUDGET IMPACT	2024-25	2025-26	2026-27	2027-28	2028-29	Future Yrs	Total
	0	0	0	0	0	0	0

CITY OF PLANO

COMMUNITY INVESTMENT PROGRAM

Project Name: 71 - Municipal Center

Project Number: 356960

Start Date: Oct. 2025

Description:

Completion Date: Sep. 2029

Future routine repair and maintenance of facility located at 1520 K Avenue covering 137,883 square feet over three stories plus a basement.

Project Number TBD



EXPENDITURES	Prior Years	Re-Estimate	2024-25	2025-26	2026-27	2027-28	2028-29	Future Yrs	Total
Land	0	0	0	0	0	0	0	0	0
Design	771,265	0	0	0	0	0	0	0	771,265
Construction	10,976,172	0	0	292,500	1,563,190	1,141,250	781,000	0	14,754,112
Equipment	1,161,345	0	0	0	0	0	0	0	1,161,345
TOTAL	12,908,782	0	0	292,500	1,563,190	1,141,250	781,000	0	16,686,722

REVENUES	Prior Years	Re-Estimate	2024-25	2025-26	2026-27	2027-28	2028-29	Future Yrs	Total
CMF	12,741,777	0	0	292,500	1,563,190	1,141,250	781,000	0	16,519,717
Insurance Rece	167,005	0	0	0	0	0	0	0	167,005
N/A	0	0	0	0	0	0	0	0	0
TOTAL	12,908,782	0	0	292,500	1,563,190	1,141,250	781,000	0	16,686,722

OPERATING BUDGET IMPACT	2024-25	2025-26	2026-27	2027-28	2028-29	Future Yrs	Total
	0	0	0	0	0	0	0

CITY OF PLANO

COMMUNITY INVESTMENT PROGRAM

Project Name: 71 - Municipal Center - 2022-23 Furniture

Project Number: 356023

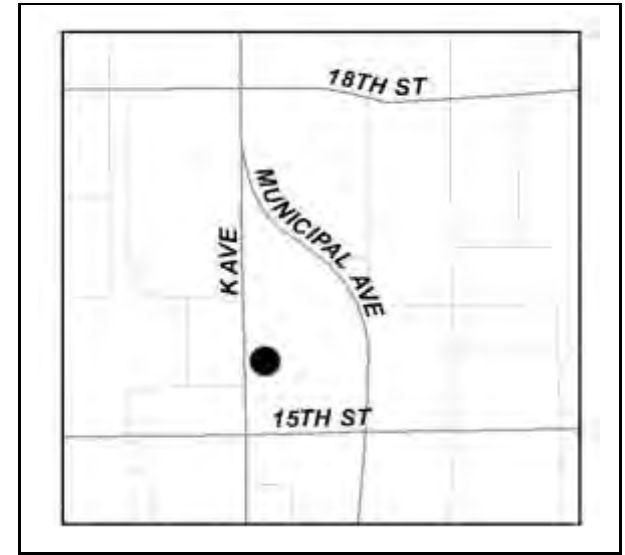
Start Date: Oct. 2022

Description:

Completion Date: Sep. 2024

Replacement of furniture at the facility located at 1520 K Avenue that has reached the end of its useful life

Project FAC-F-7634



EXPENDITURES	Prior Years	Re-Estimate	2024-25	2025-26	2026-27	2027-28	2028-29	Future Yrs	Total
Land	0	0	0	0	0	0	0	0	0
Design	440	0	0	0	0	0	0	0	440
Construction	497,431	690,493	0	0	0	0	0	0	1,187,924
Equipment	298,917	0	0	0	0	0	0	0	298,917
TOTAL	796,788	690,493	0	0	0	0	0	0	1,487,281

REVENUES	Prior Years	Re-Estimate	2024-25	2025-26	2026-27	2027-28	2028-29	Future Yrs	Total
CMF	796,788	690,493	0	0	0	0	0	0	1,487,281
N/A	0	0	0	0	0	0	0	0	0
N/A	0	0	0	0	0	0	0	0	0
TOTAL	796,788	690,493	0	0	0	0	0	0	1,487,281

OPERATING BUDGET IMPACT	2024-25	2025-26	2026-27	2027-28	2028-29	Future Yrs	Total
	0	0	0	0	0	0	0

CITY OF PLANO

COMMUNITY INVESTMENT PROGRAM

Project Name: 71 - Municipal Center - Action Center Security Upgrades

Project Number: 54521

Start Date: Oct. 2021

Description:

Completion Date: Mar. 2025

Installation of protective material at the Municipal Center main reception desk and Neighborhood Police Office.

Project FAC-F-7408



EXPENDITURES	Prior Years	Re-Estimate	2024-25	2025-26	2026-27	2027-28	2028-29	Future Yrs	Total
Land	0	0	0	0	0	0	0	0	0
Design	17,000	0	0	0	0	0	0	0	17,000
Construction	13,741	234,008	0	0	0	0	0	0	247,749
Equipment	0	0	0	0	0	0	0	0	0
TOTAL	30,741	234,008	0	0	0	0	0	0	264,749

REVENUES	Prior Years	Re-Estimate	2024-25	2025-26	2026-27	2027-28	2028-29	Future Yrs	Total
CMF	30,741	234,008	0	0	0	0	0	0	264,749
N/A	0	0	0	0	0	0	0	0	0
N/A	0	0	0	0	0	0	0	0	0
TOTAL	30,741	234,008	0	0	0	0	0	0	264,749

OPERATING BUDGET IMPACT	2024-25	2025-26	2026-27	2027-28	2028-29	Future Yrs	Total
	0	0	0	0	0	0	0

CITY OF PLANO

COMMUNITY INVESTMENT PROGRAM

Project Name: 71 - Municipal Center - Building Inspections wall
Project Number: 356015 **Start Date:** Oct. 2022
Description: **Completion Date:** Sep. 2024
 Building Inspections Wall in facility located at 1520 K Avenue.
 Project FAC-F-00004



EXPENDITURES	Prior Years	Re-Estimate	2024-25	2025-26	2026-27	2027-28	2028-29	Future Yrs	Total
Land	0	0	0	0	0	0	0	0	0
Design	0	0	0	0	0	0	0	0	0
Construction	0	28,528	0	0	0	0	0	0	28,528
Equipment	0	0	0	0	0	0	0	0	0
TOTAL	0	28,528	0	0	0	0	0	0	28,528

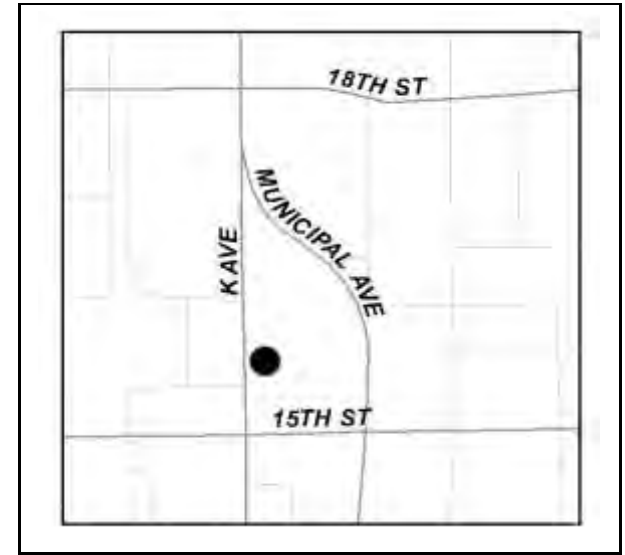
REVENUES	Prior Years	Re-Estimate	2024-25	2025-26	2026-27	2027-28	2028-29	Future Yrs	Total
CMF	0	28,528	0	0	0	0	0	0	28,528
N/A	0	0	0	0	0	0	0	0	0
N/A	0	0	0	0	0	0	0	0	0
TOTAL	0	28,528	0	0	0	0	0	0	28,528

OPERATING BUDGET IMPACT	2024-25	2025-26	2026-27	2027-28	2028-29	Future Yrs	Total
	0	0	0	0	0	0	0

CITY OF PLANO

COMMUNITY INVESTMENT PROGRAM

Project Name: 71 - Municipal Center - Engineering Soundproofing
Project Number: 356080 **Start Date:** Oct. 2023
Description: **Completion Date:** Sep. 2026
 Sound proof office in Engineering Suite near the Transportation Management Center.
 Project FAC-F-00053



EXPENDITURES	Prior Years	Re-Estimate	2024-25	2025-26	2026-27	2027-28	2028-29	Future Yrs	Total
Land	0	0	0	0	0	0	0	0	0
Design	0	0	0	0	0	0	0	0	0
Construction	0	0	0	15,000	0	0	0	0	15,000
Equipment	0	0	0	0	0	0	0	0	0
TOTAL	0	0	0	15,000	0	0	0	0	15,000

REVENUES	Prior Years	Re-Estimate	2024-25	2025-26	2026-27	2027-28	2028-29	Future Yrs	Total
CMF	0	0	0	15,000	0	0	0	0	15,000
N/A	0	0	0	0	0	0	0	0	0
N/A	0	0	0	0	0	0	0	0	0
TOTAL	0	0	0	15,000	0	0	0	0	15,000

OPERATING BUDGET IMPACT	2024-25	2025-26	2026-27	2027-28	2028-29	Future Yrs	Total
	0	0	0	0	0	0	0

CITY OF PLANO

COMMUNITY INVESTMENT PROGRAM

Project Name: 71 - Municipal Center - Furniture for council chamber

Project Number: 356059

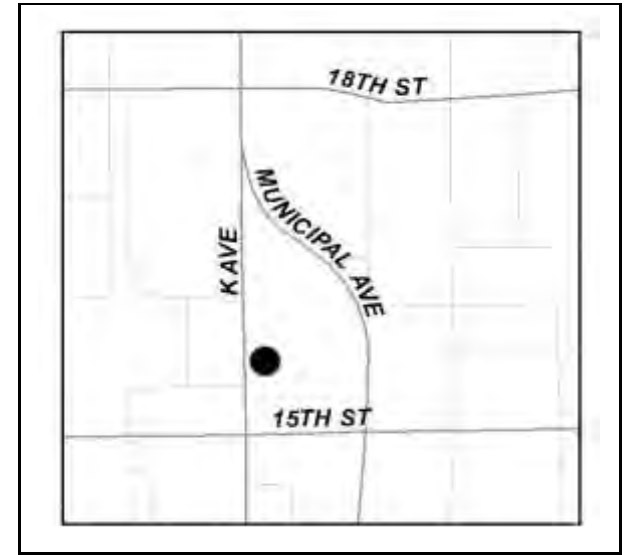
Start Date: Oct. 2023

Description:

Completion Date: Sep. 2025

Furniture for new rooms with council chambers renovation at the facility located at 1520 K Avenue

Project FAC-F-00037



EXPENDITURES	Prior Years	Re-Estimate	2024-25	2025-26	2026-27	2027-28	2028-29	Future Yrs	Total
Land	0	0	0	0	0	0	0	0	0
Design	0	0	15,000	0	0	0	0	0	15,000
Construction	0	0	70,000	0	0	0	0	0	70,000
Equipment	0	0	0	0	0	0	0	0	0
TOTAL	0	0	85,000	0	0	0	0	0	85,000

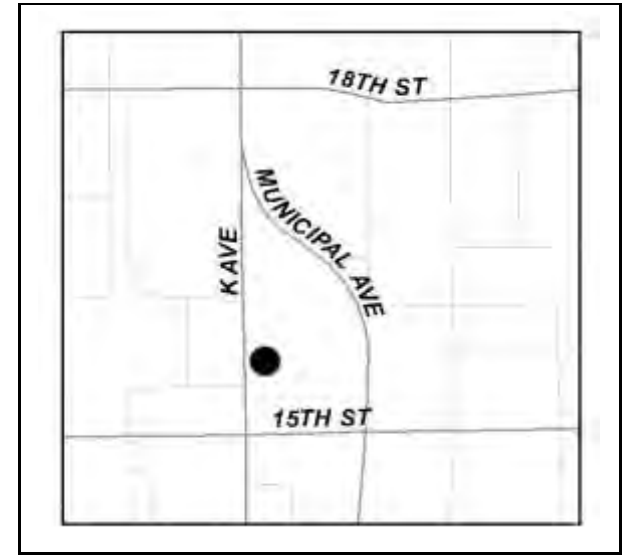
REVENUES	Prior Years	Re-Estimate	2024-25	2025-26	2026-27	2027-28	2028-29	Future Yrs	Total
CMF	0	0	85,000	0	0	0	0	0	85,000
N/A	0	0	0	0	0	0	0	0	0
N/A	0	0	0	0	0	0	0	0	0
TOTAL	0	0	85,000	0	0	0	0	0	85,000

OPERATING BUDGET IMPACT	2024-25	2025-26	2026-27	2027-28	2028-29	Future Yrs	Total
	0	0	0	0	0	0	0

CITY OF PLANO

COMMUNITY INVESTMENT PROGRAM

Project Name: 71 - Municipal Center - Furniture replacement
Project Number: 356060 **Start Date:** Oct. 2023
Description: **Completion Date:** Sep. 2026
 Replacement Office Furniture for the facility located at 1520 K Avenue
 Project FAC-F-00038



EXPENDITURES	Prior Years	Re-Estimate	2024-25	2025-26	2026-27	2027-28	2028-29	Future Yrs	Total
Land	0	0	0	0	0	0	0	0	0
Design	0	0	0	0	0	0	0	0	0
Construction	0	143,282	40,000	401,718	0	0	0	0	585,000
Equipment	0	0	0	0	0	0	0	0	0
TOTAL	0	143,282	40,000	401,718	0	0	0	0	585,000

REVENUES	Prior Years	Re-Estimate	2024-25	2025-26	2026-27	2027-28	2028-29	Future Yrs	Total
CMF	0	143,282	40,000	401,718	0	0	0	0	585,000
N/A	0	0	0	0	0	0	0	0	0
N/A	0	0	0	0	0	0	0	0	0
TOTAL	0	143,282	40,000	401,718	0	0	0	0	585,000

OPERATING BUDGET IMPACT	2024-25	2025-26	2026-27	2027-28	2028-29	Future Yrs	Total
	0	0	0	0	0	0	0

CITY OF PLANO

COMMUNITY INVESTMENT PROGRAM

Project Name: 71 - Municipal Center - HR Flooring

Project Number: 356061

Start Date: Oct. 2023

Description:

Completion Date: Sep. 2024

Change flooring in HR walk spaces at the facility located at 1520 K Avenue

Project FAC-F-00039



EXPENDITURES	Prior Years	Re-Estimate	2024-25	2025-26	2026-27	2027-28	2028-29	Future Yrs	Total
Land	0	0	0	0	0	0	0	0	0
Design	0	0	0	0	0	0	0	0	0
Construction	0	39,559	0	0	0	0	0	0	39,559
Equipment	0	0	0	0	0	0	0	0	0
TOTAL	0	39,559	0	0	0	0	0	0	39,559

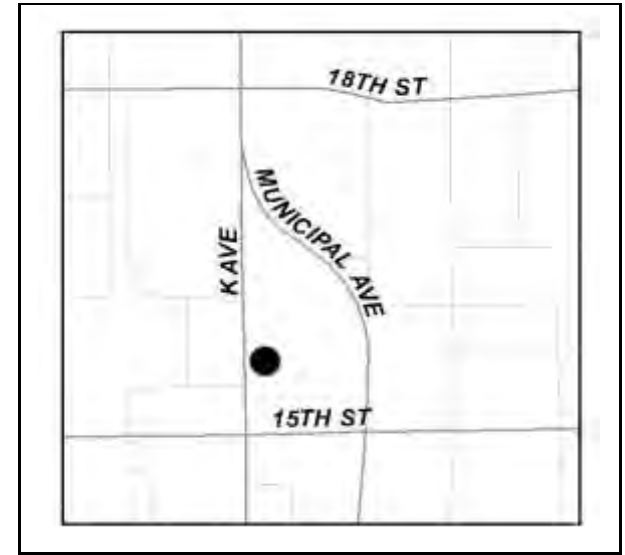
REVENUES	Prior Years	Re-Estimate	2024-25	2025-26	2026-27	2027-28	2028-29	Future Yrs	Total
CMF	0	39,559	0	0	0	0	0	0	39,559
N/A	0	0	0	0	0	0	0	0	0
N/A	0	0	0	0	0	0	0	0	0
TOTAL	0	39,559	0	0	0	0	0	0	39,559

OPERATING BUDGET IMPACT	2024-25	2025-26	2026-27	2027-28	2028-29	Future Yrs	Total
	0	0	0	0	0	0	0

CITY OF PLANO

COMMUNITY INVESTMENT PROGRAM

Project Name: 71 - Municipal Center - Renovate Council Kitchen
Project Number: 356013 **Start Date:** Oct. 2022
Description: **Completion Date:** Sep. 2024
 Renovate Council Kitchen by Risk in facility located at 1520 K Avenue.
 Project FAC-F-0071



EXPENDITURES	Prior Years	Re-Estimate	2024-25	2025-26	2026-27	2027-28	2028-29	Future Yrs	Total
Land	0	0	0	0	0	0	0	0	0
Design	0	0	0	0	0	0	0	0	0
Construction	0	36,398	0	0	0	0	0	0	36,398
Equipment	0	0	0	0	0	0	0	0	0
TOTAL	0	36,398	0	0	0	0	0	0	36,398

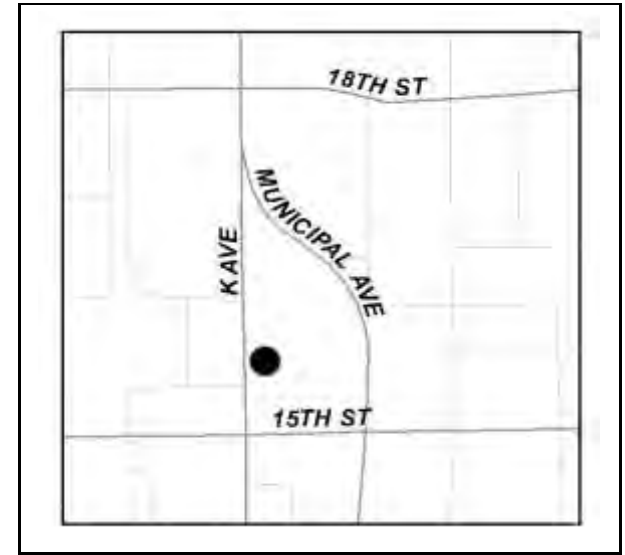
REVENUES	Prior Years	Re-Estimate	2024-25	2025-26	2026-27	2027-28	2028-29	Future Yrs	Total
CMF	0	36,398	0	0	0	0	0	0	36,398
N/A	0	0	0	0	0	0	0	0	0
N/A	0	0	0	0	0	0	0	0	0
TOTAL	0	36,398	0	0	0	0	0	0	36,398

OPERATING BUDGET IMPACT	2024-25	2025-26	2026-27	2027-28	2028-29	Future Yrs	Total
	0	0	0	0	0	0	0

CITY OF PLANO

COMMUNITY INVESTMENT PROGRAM

Project Name: 71 - Municipal Center - Replace Chillers
Project Number: 356036 **Start Date:** Jun. 2023
Description: **Completion Date:** Sep. 2024
 Replace gas absorption chillers and controls at the facility located at 1520 K Avenue
 Project FAC-F-00014



EXPENDITURES	Prior Years	Re-Estimate	2024-25	2025-26	2026-27	2027-28	2028-29	Future Yrs	Total
Land	0	0	0	0	0	0	0	0	0
Design	4,655	0	0	0	0	0	0	0	4,655
Construction	123,028	789,053	0	0	0	0	0	0	912,081
Equipment	0	0	0	0	0	0	0	0	0
TOTAL	127,683	789,053	0	0	0	0	0	0	916,736

REVENUES	Prior Years	Re-Estimate	2024-25	2025-26	2026-27	2027-28	2028-29	Future Yrs	Total
CMF	127,683	789,053	0	0	0	0	0	0	916,736
N/A	0	0	0	0	0	0	0	0	0
N/A	0	0	0	0	0	0	0	0	0
TOTAL	127,683	789,053	0	0	0	0	0	0	916,736

OPERATING BUDGET IMPACT	2024-25	2025-26	2026-27	2027-28	2028-29	Future Yrs	Total
	0	0	0	0	0	0	0

CITY OF PLANO

COMMUNITY INVESTMENT PROGRAM

Project Name: 71 - Municipal Center - Replace UPS in Basement

Project Number: 356110

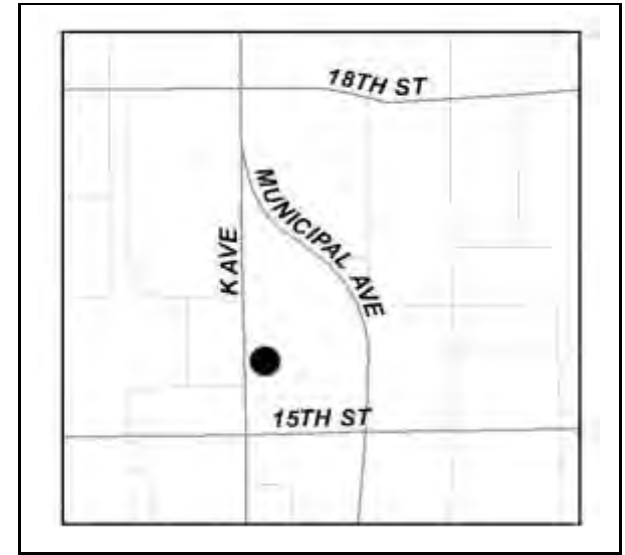
Start Date: Oct. 2023

Description:

Completion Date: Sep. 2024

Replace UPS in Basement to support PTV and Chambers at the facility located at 1520 K Avenue

Project FAC-F-00083



EXPENDITURES	Prior Years	Re-Estimate	2024-25	2025-26	2026-27	2027-28	2028-29	Future Yrs	Total
Land	0	0	0	0	0	0	0	0	0
Design	0	0	0	0	0	0	0	0	0
Construction	0	82,100	0	0	0	0	0	0	82,100
Equipment	0	0	0	0	0	0	0	0	0
TOTAL	0	82,100	0	0	0	0	0	0	82,100

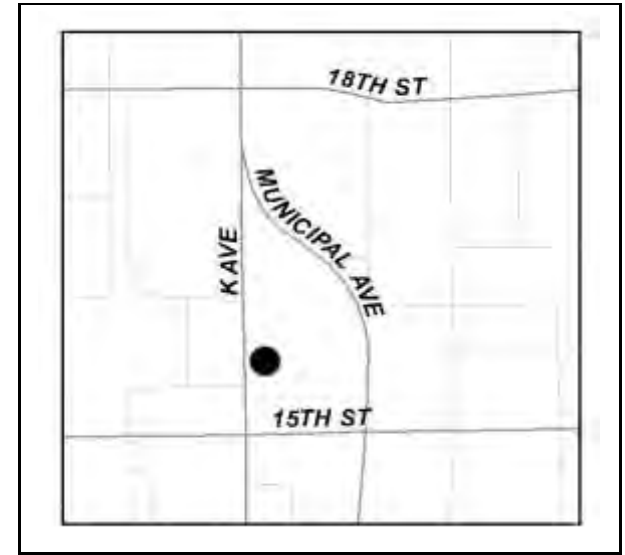
REVENUES	Prior Years	Re-Estimate	2024-25	2025-26	2026-27	2027-28	2028-29	Future Yrs	Total
CMF	0	82,100	0	0	0	0	0	0	82,100
N/A	0	0	0	0	0	0	0	0	0
N/A	0	0	0	0	0	0	0	0	0
TOTAL	0	82,100	0	0	0	0	0	0	82,100

OPERATING BUDGET IMPACT	2024-25	2025-26	2026-27	2027-28	2028-29	Future Yrs	Total
	0	0	0	0	0	0	0

CITY OF PLANO

COMMUNITY INVESTMENT PROGRAM

Project Name: 71 - Municipal Center - Spider lift for Council Chambers
Project Number: 356052 **Start Date:** Oct. 2023
Description: **Completion Date:** Sep. 2024
 Spider lift for Council Chambers in facility located at 1520 K Avenue
 Project FAC-F-00030



EXPENDITURES	Prior Years	Re-Estimate	2024-25	2025-26	2026-27	2027-28	2028-29	Future Yrs	Total
Land	0	0	0	0	0	0	0	0	0
Design	0	0	0	0	0	0	0	0	0
Construction	0	0	0	0	0	0	0	0	0
Equipment	0	197,379	0	0	0	0	0	0	197,379
TOTAL	0	197,379	0	0	0	0	0	0	197,379

REVENUES	Prior Years	Re-Estimate	2024-25	2025-26	2026-27	2027-28	2028-29	Future Yrs	Total
CMF	0	197,379	0	0	0	0	0	0	197,379
N/A	0	0	0	0	0	0	0	0	0
N/A	0	0	0	0	0	0	0	0	0
TOTAL	0	197,379	0	0	0	0	0	0	197,379

OPERATING BUDGET IMPACT	2024-25	2025-26	2026-27	2027-28	2028-29	Future Yrs	Total
	0	0	0	0	0	0	0

CITY OF PLANO

COMMUNITY INVESTMENT PROGRAM

Project Name: 71 - Municipal Center 911 UPS

Project Number: 54575

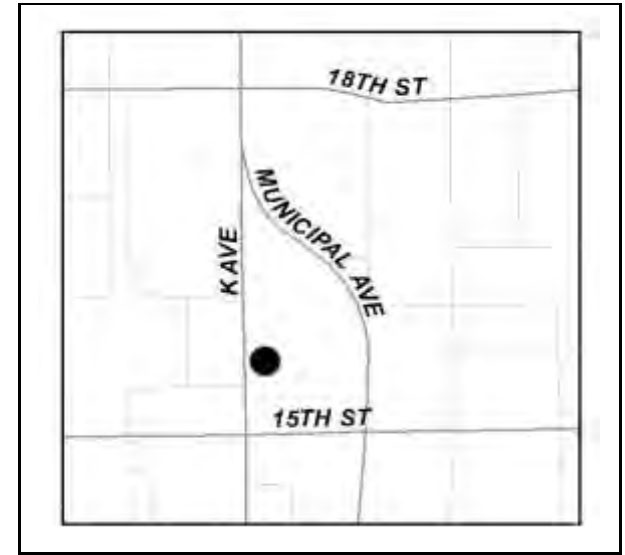
Start Date: Oct. 2022

Description:

Completion Date: Jul. 2025

Replace 911 Uninterruptable Power System at the facility located at 1520 K Ave.

Project #FAC-F-7630



EXPENDITURES	Prior Years	Re-Estimate	2024-25	2025-26	2026-27	2027-28	2028-29	Future Yrs	Total
Land	0	0	0	0	0	0	0	0	0
Design	0	0	0	0	0	0	0	0	0
Construction	0	36,640	113,360	0	0	0	0	0	150,000
Equipment	0	0	0	0	0	0	0	0	0
TOTAL	0	36,640	113,360	0	0	0	0	0	150,000

REVENUES	Prior Years	Re-Estimate	2024-25	2025-26	2026-27	2027-28	2028-29	Future Yrs	Total
CMF	0	36,640	113,360	0	0	0	0	0	150,000
N/A	0	0	0	0	0	0	0	0	0
N/A	0	0	0	0	0	0	0	0	0
TOTAL	0	36,640	113,360	0	0	0	0	0	150,000

OPERATING BUDGET IMPACT	2024-25	2025-26	2026-27	2027-28	2028-29	Future Yrs	Total
	0	0	0	0	0	0	0

CITY OF PLANO

COMMUNITY INVESTMENT PROGRAM

Project Name: 71 - Municipal Center Cooling Tower

Project Number: 54527

Start Date: Oct. 2022

Description:

Completion Date: Sep. 2024

Replacement of the Cooling Tower at the facility located at 1520 K Avenue.

Project FAC-F-7407



EXPENDITURES	Prior Years	Re-Estimate	2024-25	2025-26	2026-27	2027-28	2028-29	Future Yrs	Total
Land	0	0	0	0	0	0	0	0	0
Design	1,000	0	0	0	0	0	0	0	1,000
Construction	0	400,190	0	0	0	0	0	0	400,190
Equipment	0	0	0	0	0	0	0	0	0
TOTAL	1,000	400,190	0	0	0	0	0	0	401,190

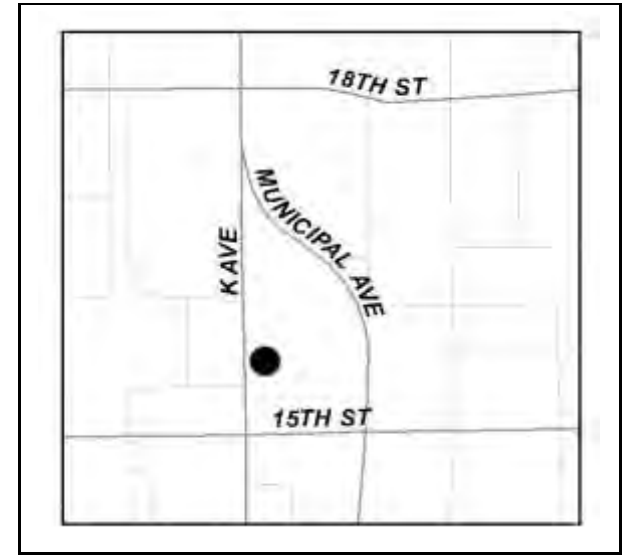
REVENUES	Prior Years	Re-Estimate	2024-25	2025-26	2026-27	2027-28	2028-29	Future Yrs	Total
CMF	1,000	400,190	0	0	0	0	0	0	401,190
N/A	0	0	0	0	0	0	0	0	0
N/A	0	0	0	0	0	0	0	0	0
TOTAL	1,000	400,190	0	0	0	0	0	0	401,190

OPERATING BUDGET IMPACT	2024-25	2025-26	2026-27	2027-28	2028-29	Future Yrs	Total
	0	0	0	0	0	0	0

CITY OF PLANO

COMMUNITY INVESTMENT PROGRAM

Project Name: 71 - Municipal Center Data & IT Room A/C Units
Project Number: 54576 **Start Date:** Oct. 2022
Description: **Completion Date:** Sep. 2024
 Replace IT and Data Room A/C units at the facility located at 1520 K Ave.
 Project FAC-F-7631



EXPENDITURES	Prior Years	Re-Estimate	2024-25	2025-26	2026-27	2027-28	2028-29	Future Yrs	Total
Land	0	0	0	0	0	0	0	0	0
Design	0	0	0	0	0	0	0	0	0
Construction	0	49,009	0	0	0	0	0	0	49,009
Equipment	0	0	0	0	0	0	0	0	0
TOTAL	0	49,009	0	0	0	0	0	0	49,009

REVENUES	Prior Years	Re-Estimate	2024-25	2025-26	2026-27	2027-28	2028-29	Future Yrs	Total
CMF	0	49,009	0	0	0	0	0	0	49,009
N/A	0	0	0	0	0	0	0	0	0
N/A	0	0	0	0	0	0	0	0	0
TOTAL	0	49,009	0	0	0	0	0	0	49,009

OPERATING BUDGET IMPACT	2024-25	2025-26	2026-27	2027-28	2028-29	Future Yrs	Total
	0	0	0	0	0	0	0

CITY OF PLANO

COMMUNITY INVESTMENT PROGRAM

Project Name: 71 - Municipal Center Door Locks & Panic Hardware

Project Number: 54578

Start Date: Oct. 2022

Description:

Completion Date: Jun. 2024

Replace door lock hardware & panic hardware at the facility located at 1520 K Ave.

Project FAC-F-7633



EXPENDITURES	Prior Years	Re-Estimate	2024-25	2025-26	2026-27	2027-28	2028-29	Future Yrs	Total
Land	0	0	0	0	0	0	0	0	0
Design	0	0	0	0	0	0	0	0	0
Construction	0	2,259	0	0	97,741	0	0	0	100,000
Equipment	0	0	0	0	0	0	0	0	0
TOTAL	0	2,259	0	0	97,741	0	0	0	100,000

REVENUES	Prior Years	Re-Estimate	2024-25	2025-26	2026-27	2027-28	2028-29	Future Yrs	Total
CMF	0	2,259	0	0	97,741	0	0	0	100,000
N/A	0	0	0	0	0	0	0	0	0
N/A	0	0	0	0	0	0	0	0	0
TOTAL	0	2,259	0	0	97,741	0	0	0	100,000

OPERATING BUDGET IMPACT	2024-25	2025-26	2026-27	2027-28	2028-29	Future Yrs	Total
	0	0	0	0	0	0	0

CITY OF PLANO

COMMUNITY INVESTMENT PROGRAM

Project Name: 71 - Municipal Center Generator

Project Number: 54559

Start Date: Oct. 2022

Description:

Completion Date: Nov. 2026

Replace generator at back dock at the facility located at 1520 K Avenue.

Project FAC-F-7607



EXPENDITURES	Prior Years	Re-Estimate	2024-25	2025-26	2026-27	2027-28	2028-29	Future Yrs	Total
Land	0	0	0	0	0	0	0	0	0
Design	0	0	0	0	0	0	0	0	0
Construction	0	22,066	142,256	205,678	0	0	0	0	370,000
Equipment	0	0	0	0	0	0	0	0	0
TOTAL	0	22,066	142,256	205,678	0	0	0	0	370,000

REVENUES	Prior Years	Re-Estimate	2024-25	2025-26	2026-27	2027-28	2028-29	Future Yrs	Total
CMF	0	22,066	142,256	205,678	0	0	0	0	370,000
N/A	0	0	0	0	0	0	0	0	0
N/A	0	0	0	0	0	0	0	0	0
TOTAL	0	22,066	142,256	205,678	0	0	0	0	370,000

OPERATING BUDGET IMPACT	2024-25	2025-26	2026-27	2027-28	2028-29	Future Yrs	Total
	0	0	0	0	0	0	0

CITY OF PLANO

COMMUNITY INVESTMENT PROGRAM

Project Name: 71 - Municipal Center HVAC Controls

Project Number: 54577

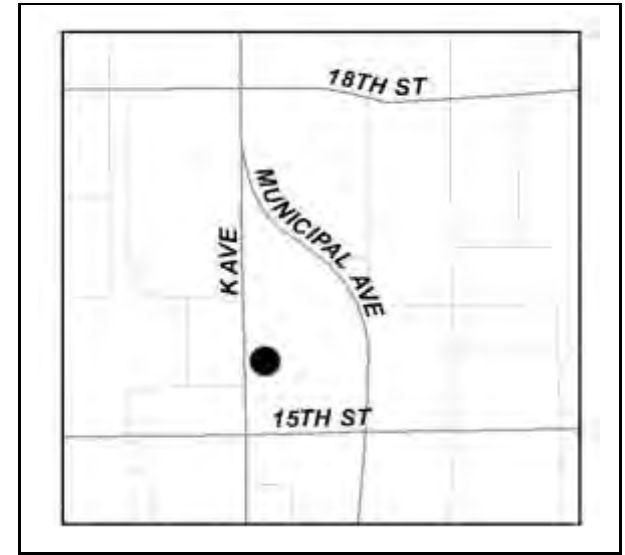
Start Date: Oct. 2022

Description:

Completion Date: Sep. 2024

Upgrade HVAC Controls at the facility located at 1520 K Ave to newer generation of Metasys.

Project FAC-F-7632



EXPENDITURES	Prior Years	Re-Estimate	2024-25	2025-26	2026-27	2027-28	2028-29	Future Yrs	Total
Land	0	0	0	0	0	0	0	0	0
Design	0	0	0	0	0	0	0	0	0
Construction	0	90,000	0	0	0	0	0	0	90,000
Equipment	0	0	0	0	0	0	0	0	0
TOTAL	0	90,000	0	0	0	0	0	0	90,000

REVENUES	Prior Years	Re-Estimate	2024-25	2025-26	2026-27	2027-28	2028-29	Future Yrs	Total
CMF	0	90,000	0	0	0	0	0	0	90,000
N/A	0	0	0	0	0	0	0	0	0
N/A	0	0	0	0	0	0	0	0	0
TOTAL	0	90,000	0	0	0	0	0	0	90,000

OPERATING BUDGET IMPACT	2024-25	2025-26	2026-27	2027-28	2028-29	Future Yrs	Total
	0	0	0	0	0	0	0

CITY OF PLANO

COMMUNITY INVESTMENT PROGRAM

Project Name: 71 - Municipal Center Legal Suite

Project Number: 356131

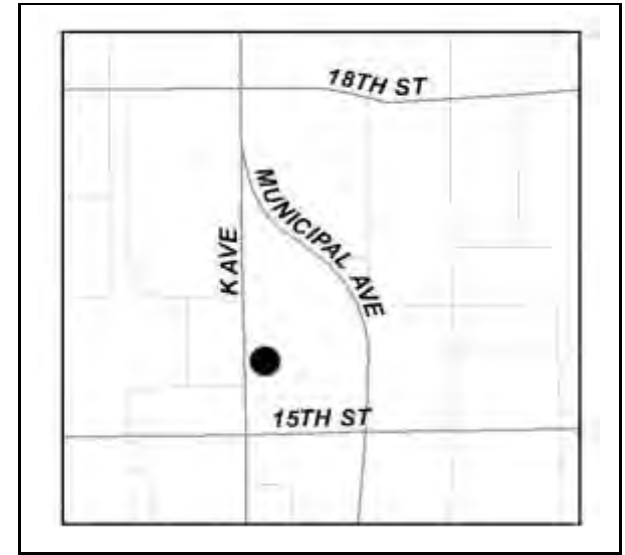
Start Date: Oct. 2023

Description:

Completion Date: Sep. 2024

Reconfigure floor plan at the facility located at 1520 K Avenue to move to move personnel from open areas to office spaces, increase efficiency of layout, and allow room for future growth.

Project FAC-F-00105



EXPENDITURES	Prior Years	Re-Estimate	2024-25	2025-26	2026-27	2027-28	2028-29	Future Yrs	Total
Land	0	0	0	0	0	0	0	0	0
Design	0	0	0	0	0	0	0	0	0
Construction	0	29,299	0	0	0	0	0	0	29,299
Equipment	0	0	0	0	0	0	0	0	0
TOTAL	0	29,299	0	0	0	0	0	0	29,299

REVENUES	Prior Years	Re-Estimate	2024-25	2025-26	2026-27	2027-28	2028-29	Future Yrs	Total
CMF	0	29,299	0	0	0	0	0	0	29,299
N/A	0	0	0	0	0	0	0	0	0
N/A	0	0	0	0	0	0	0	0	0
TOTAL	0	29,299	0	0	0	0	0	0	29,299

OPERATING BUDGET IMPACT	2024-25	2025-26	2026-27	2027-28	2028-29	Future Yrs	Total
	0	0	0	0	0	0	0

CITY OF PLANO

COMMUNITY INVESTMENT PROGRAM

Project Name: 71 - Municipal Center Special Projects Suite Reno

Project Number: 356132

Start Date: Oct. 2023

Description:

Completion Date: Sep. 2024

Addition of office space to the Special Projects area.at the facility located at 1520 K Avenue to accommodate relocation of existing personnel.

Project FAC-F-00106



EXPENDITURES	Prior Years	Re-Estimate	2024-25	2025-26	2026-27	2027-28	2028-29	Future Yrs	Total
Land	0	0	0	0	0	0	0	0	0
Design	0	0	0	0	0	0	0	0	0
Construction	0	35,343	0	0	0	0	0	0	35,343
Equipment	0	0	0	0	0	0	0	0	0
TOTAL	0	35,343	0	0	0	0	0	0	35,343

REVENUES	Prior Years	Re-Estimate	2024-25	2025-26	2026-27	2027-28	2028-29	Future Yrs	Total
CMF	0	35,343	0	0	0	0	0	0	35,343
N/A	0	0	0	0	0	0	0	0	0
N/A	0	0	0	0	0	0	0	0	0
TOTAL	0	35,343	0	0	0	0	0	0	35,343

OPERATING BUDGET IMPACT	2024-25	2025-26	2026-27	2027-28	2028-29	Future Yrs	Total
	0	0	0	0	0	0	0

CITY OF PLANO

COMMUNITY INVESTMENT PROGRAM

Project Name: 73 - Ridgeview Pump Station

Project Number: 356959

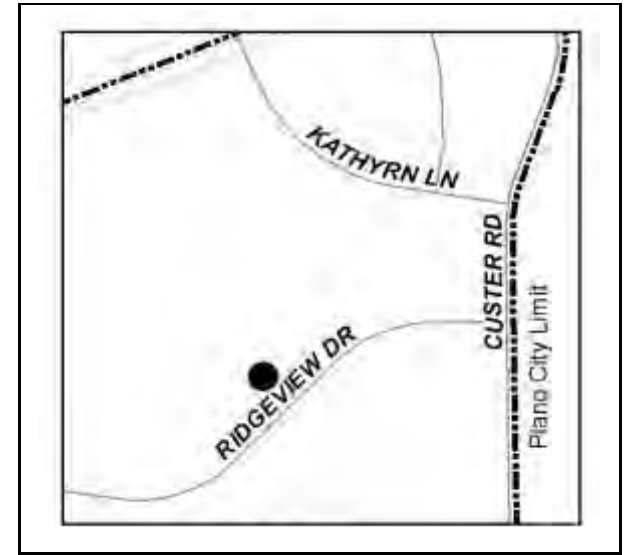
Start Date: Oct. 2025

Description:

Completion Date: Sep. 2026

Future routine repair and maintenance of facility located at 2501 Ridgeview that was built in 2006 and covers 18,028 square feet.

Project Numbers TBD



EXPENDITURES	Prior Years	Re-Estimate	2024-25	2025-26	2026-27	2027-28	2028-29	Future Yrs	Total
Land	0	0	0	0	0	0	0	0	0
Design	40,950	0	0	0	0	0	0	0	40,950
Construction	383,047	0	0	35,000	0	0	0	0	418,047
Equipment	2,438	0	0	0	0	0	0	0	2,438
TOTAL	426,435	0	0	35,000	0	0	0	0	461,435

REVENUES	Prior Years	Re-Estimate	2024-25	2025-26	2026-27	2027-28	2028-29	Future Yrs	Total
CMF	426,435	0	0	35,000	0	0	0	0	461,435
N/A	0	0	0	0	0	0	0	0	0
N/A	0	0	0	0	0	0	0	0	0
TOTAL	426,435	0	0	35,000	0	0	0	0	461,435

OPERATING BUDGET IMPACT	2024-25	2025-26	2026-27	2027-28	2028-29	Future Yrs	Total
	0	0	0	0	0	0	0

CITY OF PLANO

COMMUNITY INVESTMENT PROGRAM

Project Name: 73 - Ridgeview Pump Station - Lighting Replacements
Project Number: 356066 **Start Date:** Oct. 2023
Description: **Completion Date:** Sep. 2026
 Replace interior lights at the facility located at 2501 Ridgeview Dr with LED
 Project FAC-F-00043



EXPENDITURES	Prior Years	Re-Estimate	2024-25	2025-26	2026-27	2027-28	2028-29	Future Yrs	Total
Land	0	0	0	0	0	0	0	0	0
Design	0	0	0	20,000	0	0	0	0	20,000
Construction	0	0	0	80,000	0	0	0	0	80,000
Equipment	0	0	0	0	0	0	0	0	0
TOTAL	0	0	0	100,000	0	0	0	0	100,000

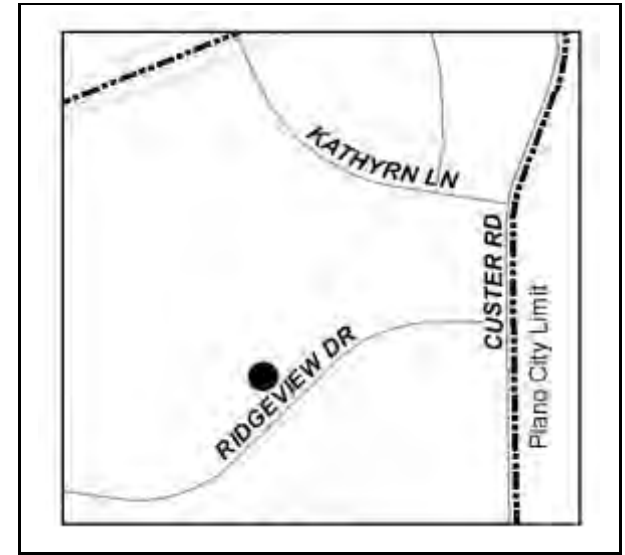
REVENUES	Prior Years	Re-Estimate	2024-25	2025-26	2026-27	2027-28	2028-29	Future Yrs	Total
CMF	0	0	0	100,000	0	0	0	0	100,000
N/A	0	0	0	0	0	0	0	0	0
N/A	0	0	0	0	0	0	0	0	0
TOTAL	0	0	0	100,000	0	0	0	0	100,000

OPERATING BUDGET IMPACT	2024-25	2025-26	2026-27	2027-28	2028-29	Future Yrs	Total
	0	0	0	0	0	0	0

CITY OF PLANO

COMMUNITY INVESTMENT PROGRAM

Project Name: 73 - Ridgeview Pump Station - Replace radiant heaters
Project Number: 356047 **Start Date:** Oct. 2023
Description: **Completion Date:** Sep. 2024
 Replace radiant heaters at the facility located at 2501 Ridgeview
 Project FAC-F-00025



EXPENDITURES	Prior Years	Re-Estimate	2024-25	2025-26	2026-27	2027-28	2028-29	Future Yrs	Total
Land	0	0	0	0	0	0	0	0	0
Design	0	0	0	0	0	0	0	0	0
Construction	0	35,610	0	0	0	0	0	0	35,610
Equipment	0	0	0	0	0	0	0	0	0
TOTAL	0	35,610	0	0	0	0	0	0	35,610

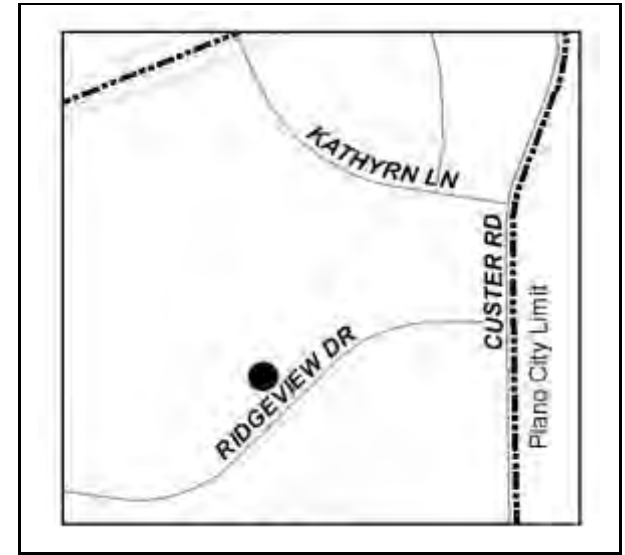
REVENUES	Prior Years	Re-Estimate	2024-25	2025-26	2026-27	2027-28	2028-29	Future Yrs	Total
CMF	0	35,610	0	0	0	0	0	0	35,610
N/A	0	0	0	0	0	0	0	0	0
N/A	0	0	0	0	0	0	0	0	0
TOTAL	0	35,610	0	0	0	0	0	0	35,610

OPERATING BUDGET IMPACT	2024-25	2025-26	2026-27	2027-28	2028-29	Future Yrs	Total
	0	0	0	0	0	0	0

CITY OF PLANO

COMMUNITY INVESTMENT PROGRAM

Project Name: 73 - Ridgeview Pump Station - Replace sanitary sewer line
Project Number: 356016 **Start Date:** Oct. 2022
Description: **Completion Date:** Sep. 2024
 Replace sanitary sewer line at the facility located at 2501 Ridgeview
 Project FAC-F-0089



EXPENDITURES	Prior Years	Re-Estimate	2024-25	2025-26	2026-27	2027-28	2028-29	Future Yrs	Total
Land	0	0	0	0	0	0	0	0	0
Design	0	0	0	0	0	0	0	0	0
Construction	0	27,334	0	0	0	0	0	0	27,334
Equipment	0	0	0	0	0	0	0	0	0
TOTAL	0	27,334	0	0	0	0	0	0	27,334

REVENUES	Prior Years	Re-Estimate	2024-25	2025-26	2026-27	2027-28	2028-29	Future Yrs	Total
CMF	0	27,334	0	0	0	0	0	0	27,334
N/A	0	0	0	0	0	0	0	0	0
N/A	0	0	0	0	0	0	0	0	0
TOTAL	0	27,334	0	0	0	0	0	0	27,334

OPERATING BUDGET IMPACT	2024-25	2025-26	2026-27	2027-28	2028-29	Future Yrs	Total
	0	0	0	0	0	0	0

CITY OF PLANO

COMMUNITY INVESTMENT PROGRAM

Project Name: 73 - Ridgeview Pump Station Generator

Project Number: 54546

Start Date: Feb. 2022

Description:

Completion Date: Feb. 2026

Replacement of three (3) Generators & Diesel Fuel Tank at facility located at 2501 Ridgeview.

Project FAC-F-7328



EXPENDITURES	Prior Years	Re-Estimate	2024-25	2025-26	2026-27	2027-28	2028-29	Future Yrs	Total
Land	0	0	0	0	0	0	0	0	0
Design	16,650	0	0	0	0	0	0	0	16,650
Construction	0	116,877	0	5,066,473	0	0	0	0	5,183,350
Equipment	0	0	0	0	0	0	0	0	0
TOTAL	16,650	116,877	0	5,066,473	0	0	0	0	5,200,000

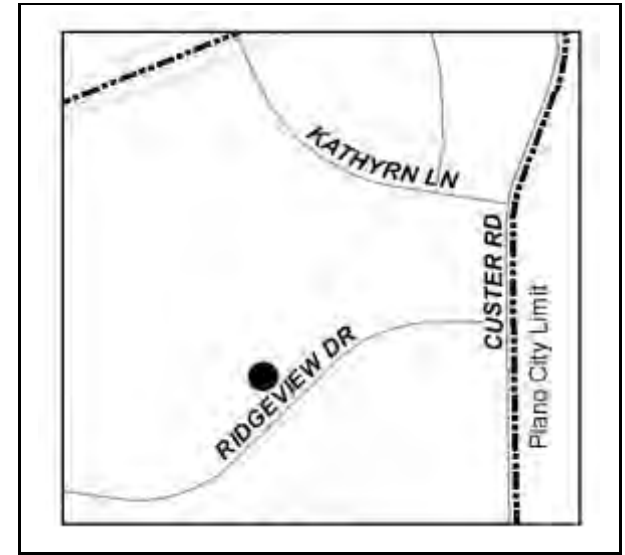
REVENUES	Prior Years	Re-Estimate	2024-25	2025-26	2026-27	2027-28	2028-29	Future Yrs	Total
CMF	16,650	116,877	0	5,066,473	0	0	0	0	5,200,000
N/A	0	0	0	0	0	0	0	0	0
N/A	0	0	0	0	0	0	0	0	0
TOTAL	16,650	116,877	0	5,066,473	0	0	0	0	5,200,000

OPERATING BUDGET IMPACT	2024-25	2025-26	2026-27	2027-28	2028-29	Future Yrs	Total
	0	0	0	0	0	0	0

CITY OF PLANO

COMMUNITY INVESTMENT PROGRAM

Project Name: 73 - Ridgeview Pump Stn - Replace HVAC Units
Project Number: 356029 **Start Date:** Oct. 2023
Description: **Completion Date:** Sep. 2024
 HVAC replacement at the facility located at 2501 Ridgeview
 Project FAC-F-00008



EXPENDITURES	Prior Years	Re-Estimate	2024-25	2025-26	2026-27	2027-28	2028-29	Future Yrs	Total
Land	0	0	0	0	0	0	0	0	0
Design	0	0	0	0	0	0	0	0	0
Construction	0	45,362	0	0	0	0	0	0	45,362
Equipment	0	0	0	0	0	0	0	0	0
TOTAL	0	45,362	0	0	0	0	0	0	45,362

REVENUES	Prior Years	Re-Estimate	2024-25	2025-26	2026-27	2027-28	2028-29	Future Yrs	Total
CMF	0	45,362	0	0	0	0	0	0	45,362
N/A	0	0	0	0	0	0	0	0	0
N/A	0	0	0	0	0	0	0	0	0
TOTAL	0	45,362	0	0	0	0	0	0	45,362

OPERATING BUDGET IMPACT	2024-25	2025-26	2026-27	2027-28	2028-29	Future Yrs	Total
	0	0	0	0	0	0	0

CITY OF PLANO

COMMUNITY INVESTMENT PROGRAM

Project Name: 74 - Parkway Operations

Project Number: 356958

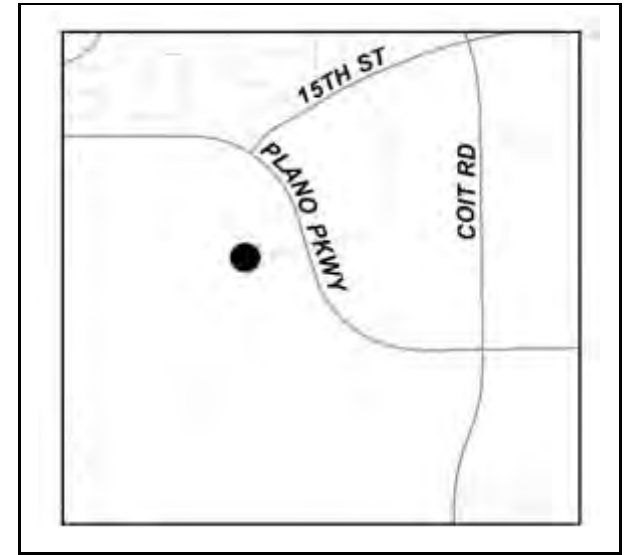
Start Date: Oct. 2025

Description:

Completion Date: Sep. 2026

Future routine repair and maintenance of facility located at 4120 West Plano Parkway that was built in 1991 and covers 40,900 square feet.

Project Numbers TBD



EXPENDITURES	Prior Years	Re-Estimate	2024-25	2025-26	2026-27	2027-28	2028-29	Future Yrs	Total
Land	0	0	0	0	0	0	0	0	0
Design	104,128	0	0	0	0	0	0	0	104,128
Construction	1,199,880	0	0	20,000	0	0	0	0	1,219,880
Equipment	79,525	0	0	60,000	0	0	0	0	139,525
TOTAL	1,383,533	0	0	80,000	0	0	0	0	1,463,533

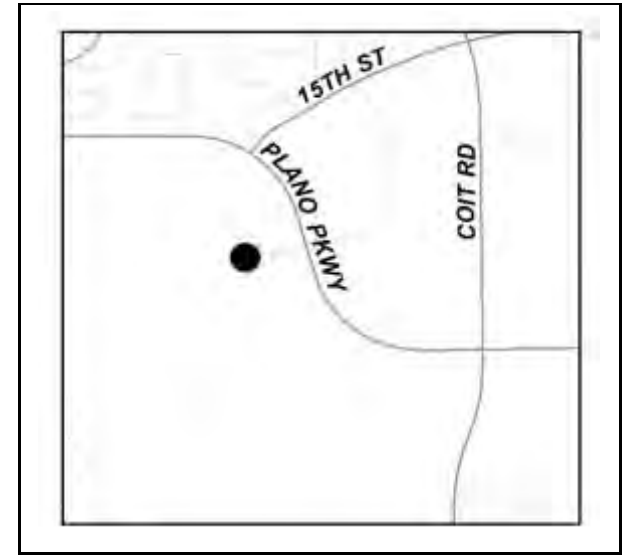
REVENUES	Prior Years	Re-Estimate	2024-25	2025-26	2026-27	2027-28	2028-29	Future Yrs	Total
CMF	1,107,084	0	0	80,000	0	0	0	0	1,187,084
Insurance Rece	276,449	0	0	0	0	0	0	0	276,449
N/A	0	0	0	0	0	0	0	0	0
TOTAL	1,383,533	0	0	80,000	0	0	0	0	1,463,533

OPERATING BUDGET IMPACT	2024-25	2025-26	2026-27	2027-28	2028-29	Future Yrs	Total
	0	0	0	0	0	0	0

CITY OF PLANO

COMMUNITY INVESTMENT PROGRAM

Project Name: 74 - Parkway Operations - 200 kW generator
Project Number: 356025 **Start Date:** Oct. 2021
Description: **Completion Date:** Nov. 2024
 Install 175 kW generator at the facility located at 4120 West Plano Parkway
 Project FAC-F-00006



EXPENDITURES	Prior Years	Re-Estimate	2024-25	2025-26	2026-27	2027-28	2028-29	Future Yrs	Total
Land	0	0	0	0	0	0	0	0	0
Design	0	0	0	0	0	0	0	0	0
Construction	85,037	160,476	0	0	0	0	0	0	245,513
Equipment	0	0	0	0	0	0	0	0	0
TOTAL	85,037	160,476	0	0	0	0	0	0	245,513

REVENUES	Prior Years	Re-Estimate	2024-25	2025-26	2026-27	2027-28	2028-29	Future Yrs	Total
CMF	85,037	160,476	0	0	0	0	0	0	245,513
N/A	0	0	0	0	0	0	0	0	0
N/A	0	0	0	0	0	0	0	0	0
TOTAL	85,037	160,476	0	0	0	0	0	0	245,513

OPERATING BUDGET IMPACT	2024-25	2025-26	2026-27	2027-28	2028-29	Future Yrs	Total
	0	0	0	0	0	0	0

CITY OF PLANO

COMMUNITY INVESTMENT PROGRAM

Project Name: 74 - Parkway Operations & Fleet Renovations

Project Number: 356028

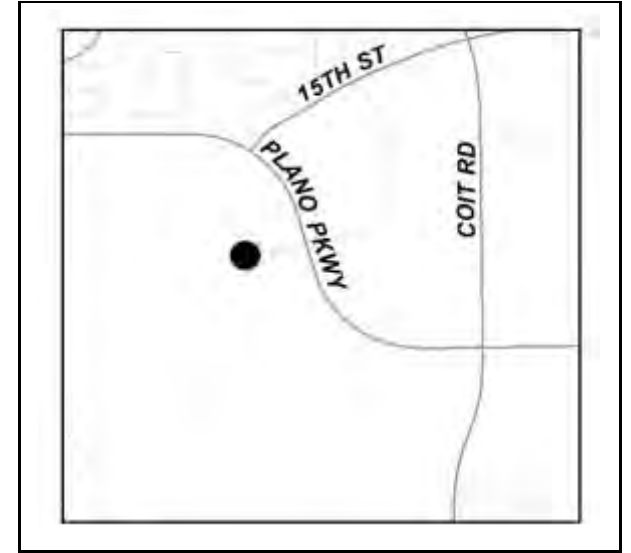
Start Date: Oct. 2022

Description:

Completion Date: Jun. 2026

Parkway Operations and Fleet Services Renovations, replace RTU's of facilities located at 4120 & 4200 West Plano Parkway

Project FAC-F-7266



EXPENDITURES	Prior Years	Re-Estimate	2024-25	2025-26	2026-27	2027-28	2028-29	Future Yrs	Total
Land	0	0	0	0	0	0	0	0	0
Design	0	0	0	0	0	0	0	0	0
Construction	11,281	167,640	200,000	500,000	0	0	0	0	878,921
Equipment	0	0	0	0	0	0	0	0	0
TOTAL	11,281	167,640	200,000	500,000	0	0	0	0	878,921

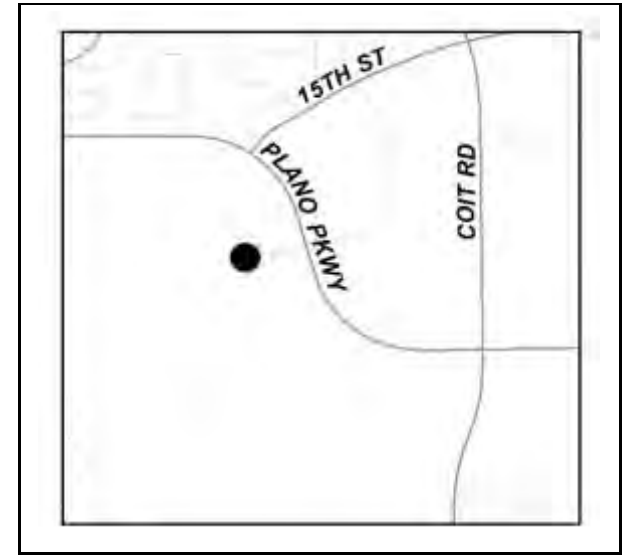
REVENUES	Prior Years	Re-Estimate	2024-25	2025-26	2026-27	2027-28	2028-29	Future Yrs	Total
CMF	11,281	167,640	200,000	500,000	0	0	0	0	878,921
N/A	0	0	0	0	0	0	0	0	0
N/A	0	0	0	0	0	0	0	0	0
TOTAL	11,281	167,640	200,000	500,000	0	0	0	0	878,921

OPERATING BUDGET IMPACT	2024-25	2025-26	2026-27	2027-28	2028-29	Future Yrs	Total
	0	0	0	0	0	0	0

CITY OF PLANO

COMMUNITY INVESTMENT PROGRAM

Project Name: 74 - Parkway Ops - Parking Lot Lighting
Project Number: 356108 **Start Date:** Oct. 2023
Description: **Completion Date:** Sep. 2026
 Add Parking Lot Lighting in Oncor Easement at the facility located at 4120 West Plano Parkway
 Project FAC-F-00081



EXPENDITURES	Prior Years	Re-Estimate	2024-25	2025-26	2026-27	2027-28	2028-29	Future Yrs	Total
Land	0	0	0	0	0	0	0	0	0
Design	0	0	0	25,000	0	0	0	0	25,000
Construction	0	0	0	125,000	0	0	0	0	125,000
Equipment	0	0	0	0	0	0	0	0	0
TOTAL	0	0	0	150,000	0	0	0	0	150,000

REVENUES	Prior Years	Re-Estimate	2024-25	2025-26	2026-27	2027-28	2028-29	Future Yrs	Total
CMF	0	0	0	150,000	0	0	0	0	150,000
N/A	0	0	0	0	0	0	0	0	0
N/A	0	0	0	0	0	0	0	0	0
TOTAL	0	0	0	150,000	0	0	0	0	150,000

OPERATING BUDGET IMPACT	2024-25	2025-26	2026-27	2027-28	2028-29	Future Yrs	Total
	0	0	0	0	0	0	0

CITY OF PLANO

COMMUNITY INVESTMENT PROGRAM

Project Name: 77 - Fire Admin - Interior paint

Project Number: 356081

Start Date: Oct. 2023

Description:

Completion Date: Sep. 2026

Interior paint - main entrance, conf rooms and weight room at the facility located at 1901 K Avenue

Project FAC-F-00054



EXPENDITURES	Prior Years	Re-Estimate	2024-25	2025-26	2026-27	2027-28	2028-29	Future Yrs	Total
Land	0	0	0	0	0	0	0	0	0
Design	0	0	0	0	0	0	0	0	0
Construction	0	0	0	10,000	0	0	0	0	10,000
Equipment	0	0	0	0	0	0	0	0	0
TOTAL	0	0	0	10,000	0	0	0	0	10,000

REVENUES	Prior Years	Re-Estimate	2024-25	2025-26	2026-27	2027-28	2028-29	Future Yrs	Total
CMF	0	0	0	10,000	0	0	0	0	10,000
N/A	0	0	0	0	0	0	0	0	0
N/A	0	0	0	0	0	0	0	0	0
TOTAL	0	0	0	10,000	0	0	0	0	10,000

OPERATING BUDGET IMPACT	2024-25	2025-26	2026-27	2027-28	2028-29	Future Yrs	Total
	0	0	0	0	0	0	0

CITY OF PLANO

COMMUNITY INVESTMENT PROGRAM

Project Name: 77 - Fire Administration - upgrade Metasys Controls
Project Number: 356037 **Start Date:** Oct. 2023
Description: **Completion Date:** Sep. 2024
 Metasys Control Upgrade at the facility located at 1901 K Avenue
 Project FAC-F-00015



EXPENDITURES	Prior Years	Re-Estimate	2024-25	2025-26	2026-27	2027-28	2028-29	Future Yrs	Total
Land	0	0	0	0	0	0	0	0	0
Design	0	0	0	0	0	0	0	0	0
Construction	0	15,285	0	0	0	0	0	0	15,285
Equipment	0	0	0	0	0	0	0	0	0
TOTAL	0	15,285	0	0	0	0	0	0	15,285

REVENUES	Prior Years	Re-Estimate	2024-25	2025-26	2026-27	2027-28	2028-29	Future Yrs	Total
CMF	0	15,285	0	0	0	0	0	0	15,285
N/A	0	0	0	0	0	0	0	0	0
N/A	0	0	0	0	0	0	0	0	0
TOTAL	0	15,285	0	0	0	0	0	0	15,285

OPERATING BUDGET IMPACT	2024-25	2025-26	2026-27	2027-28	2028-29	Future Yrs	Total
	0	0	0	0	0	0	0

CITY OF PLANO

COMMUNITY INVESTMENT PROGRAM

Project Name: 77 - Fire Station #1

Project Number: 356956

Start Date: Oct. 2025

Description:

Completion Date: Sep. 2028

Future routine repair and maintenance of facility located at 1901 K Avenue built in 1994. This fire station covers 11,077 square feet with four apparatus bays and can accommodate up to 14 personnel.

Project Numbers TBD



EXPENDITURES	Prior Years	Re-Estimate	2024-25	2025-26	2026-27	2027-28	2028-29	Future Yrs	Total
Land	0	0	0	0	0	0	0	0	0
Design	163,815	0	0	0	0	0	0	0	163,815
Construction	2,223,737	0	0	31,200	0	7,500	0	0	2,262,437
Equipment	4,981	0	0	0	0	0	0	0	4,981
TOTAL	2,392,533	0	0	31,200	0	7,500	0	0	2,431,233

REVENUES	Prior Years	Re-Estimate	2024-25	2025-26	2026-27	2027-28	2028-29	Future Yrs	Total
CMF	2,392,533	0	0	31,200	0	7,500	0	0	2,431,233
N/A	0	0	0	0	0	0	0	0	0
N/A	0	0	0	0	0	0	0	0	0
TOTAL	2,392,533	0	0	31,200	0	7,500	0	0	2,431,233

OPERATING BUDGET IMPACT	2024-25	2025-26	2026-27	2027-28	2028-29	Future Yrs	Total
	0	0	0	0	0	0	0

CITY OF PLANO

COMMUNITY INVESTMENT PROGRAM

Project Name: 77 - Fire Station #1 - Kitchen Cabinets

Project Number: 356072

Start Date: Oct. 2023

Description:

Completion Date: Sep. 2024

Replace kitchen cabinets and drawers showing wear at the facility located at 1901 K Avenue

Project FAC-F-00046



EXPENDITURES	Prior Years	Re-Estimate	2024-25	2025-26	2026-27	2027-28	2028-29	Future Yrs	Total
Land	0	0	0	0	0	0	0	0	0
Design	0	0	0	0	0	0	0	0	0
Construction	0	8,500	0	0	0	0	0	0	8,500
Equipment	0	0	0	0	0	0	0	0	0
TOTAL	0	8,500	0	0	0	0	0	0	8,500

REVENUES	Prior Years	Re-Estimate	2024-25	2025-26	2026-27	2027-28	2028-29	Future Yrs	Total
CMF	0	8,500	0	0	0	0	0	0	8,500
N/A	0	0	0	0	0	0	0	0	0
N/A	0	0	0	0	0	0	0	0	0
TOTAL	0	8,500	0	0	0	0	0	0	8,500

OPERATING BUDGET IMPACT	2024-25	2025-26	2026-27	2027-28	2028-29	Future Yrs	Total
	0	0	0	0	0	0	0

CITY OF PLANO

COMMUNITY INVESTMENT PROGRAM

Project Name: 77 - Fire Station #1 - Misc Interior Paint

Project Number: 356098

Start Date: Oct. 2023

Description:

Completion Date: Sep. 2026

Paint ceiling adjacent to doors leading from the bay into the station and hall outside officer's quarters at the facility located at 1901 K Avenue

Project FAC-F-00071



EXPENDITURES	Prior Years	Re-Estimate	2024-25	2025-26	2026-27	2027-28	2028-29	Future Yrs	Total
Land	0	0	0	0	0	0	0	0	0
Design	0	0	0	0	0	0	0	0	0
Construction	0	0	0	2,500	0	0	0	0	2,500
Equipment	0	0	0	0	0	0	0	0	0
TOTAL	0	0	0	2,500	0	0	0	0	2,500

REVENUES	Prior Years	Re-Estimate	2024-25	2025-26	2026-27	2027-28	2028-29	Future Yrs	Total
CMF	0	0	0	2,500	0	0	0	0	2,500
N/A	0	0	0	0	0	0	0	0	0
N/A	0	0	0	0	0	0	0	0	0
TOTAL	0	0	0	2,500	0	0	0	0	2,500

OPERATING BUDGET IMPACT	2024-25	2025-26	2026-27	2027-28	2028-29	Future Yrs	Total
	0	0	0	0	0	0	0

CITY OF PLANO

COMMUNITY INVESTMENT PROGRAM

Project Name: 77 - Fire Station #1 - Repair tape and bed
Project Number: 356079 **Start Date:** Oct. 2023
Description: **Completion Date:** Sep. 2024
 Repair tape and bed in bunker gear storage area at the facility located at 1901 K Avenue
 Project FAC-F-00052



EXPENDITURES	Prior Years	Re-Estimate	2024-25	2025-26	2026-27	2027-28	2028-29	Future Yrs	Total
Land	0	0	0	0	0	0	0	0	0
Design	0	0	0	0	0	0	0	0	0
Construction	0	875	0	0	0	0	0	0	875
Equipment	0	0	0	0	0	0	0	0	0
TOTAL	0	875	0	0	0	0	0	0	875

REVENUES	Prior Years	Re-Estimate	2024-25	2025-26	2026-27	2027-28	2028-29	Future Yrs	Total
CMF	0	875	0	0	0	0	0	0	875
N/A	0	0	0	0	0	0	0	0	0
N/A	0	0	0	0	0	0	0	0	0
TOTAL	0	875	0	0	0	0	0	0	875

OPERATING BUDGET IMPACT	2024-25	2025-26	2026-27	2027-28	2028-29	Future Yrs	Total
	0	0	0	0	0	0	0

CITY OF PLANO

COMMUNITY INVESTMENT PROGRAM

Project Name: 78 - Day Labor - Replace shingle roof

Project Number: 356053

Start Date: Oct. 2023

Description:

Completion Date: Sep. 2025

Replace shingle roof of the facility located at 805 Ozark Drive

Project FAC-F-00031



EXPENDITURES	Prior Years	Re-Estimate	2024-25	2025-26	2026-27	2027-28	2028-29	Future Yrs	Total
Land	0	0	0	0	0	0	0	0	0
Design	0	0	0	0	0	0	0	0	0
Construction	0	11,300	3,700	0	0	0	0	0	15,000
Equipment	0	0	0	0	0	0	0	0	0
TOTAL	0	11,300	3,700	0	0	0	0	0	15,000

REVENUES	Prior Years	Re-Estimate	2024-25	2025-26	2026-27	2027-28	2028-29	Future Yrs	Total
CMF	0	11,300	3,700	0	0	0	0	0	15,000
N/A	0	0	0	0	0	0	0	0	0
N/A	0	0	0	0	0	0	0	0	0
TOTAL	0	11,300	3,700	0	0	0	0	0	15,000

OPERATING BUDGET IMPACT	2024-25	2025-26	2026-27	2027-28	2028-29	Future Yrs	Total
	0	0	0	0	0	0	0

CITY OF PLANO

COMMUNITY INVESTMENT PROGRAM

Project Name: 78 - Day Labor Center

Project Number: 356955

Start Date: Oct. 2026

Description:

Completion Date: Sep. 2028

Future routine repair and maintenance of facility located at 805 Ozark Drive, which was built in 1994 and covers 3,470 square feet.

Project Numbers TBD



EXPENDITURES	Prior Years	Re-Estimate	2024-25	2025-26	2026-27	2027-28	2028-29	Future Yrs	Total
Land	0	0	0	0	0	0	0	0	0
Design	2,048	0	0	0	0	0	0	0	2,048
Construction	106,041	0	0	0	45,000	25,000	0	0	176,041
Equipment	0	0	0	0	0	0	0	0	0
TOTAL	108,089	0	0	0	45,000	25,000	0	0	178,089

REVENUES	Prior Years	Re-Estimate	2024-25	2025-26	2026-27	2027-28	2028-29	Future Yrs	Total
CMF	108,089	0	0	0	45,000	25,000	0	0	178,089
N/A	0	0	0	0	0	0	0	0	0
N/A	0	0	0	0	0	0	0	0	0
TOTAL	108,089	0	0	0	45,000	25,000	0	0	178,089

OPERATING BUDGET IMPACT	2024-25	2025-26	2026-27	2027-28	2028-29	Future Yrs	Total
	0	0	0	0	0	0	0

CITY OF PLANO

COMMUNITY INVESTMENT PROGRAM

Project Name: 79 - Fire Station 8 Generator

Project Number: 54554

Start Date: Oct. 2021

Description:

Completion Date: Sep. 2024

Replace existing generator at facility located at 4621 Hedgcoxe with new 55 kW natural gas generator, replace existing ATS with new service entrance rated 400 Amp automatic transfer switch.

Project FAC-F-7441



EXPENDITURES	Prior Years	Re-Estimate	2024-25	2025-26	2026-27	2027-28	2028-29	Future Yrs	Total
Land	0	0	0	0	0	0	0	0	0
Design	16,788	0	0	0	0	0	0	0	16,788
Construction	39,692	129,943	0	0	0	0	0	0	169,635
Equipment	0	0	0	0	0	0	0	0	0
TOTAL	56,480	129,943	0	0	0	0	0	0	186,423

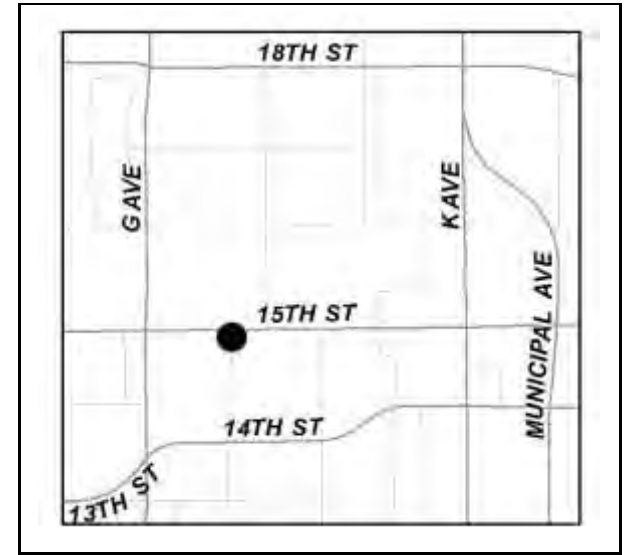
REVENUES	Prior Years	Re-Estimate	2024-25	2025-26	2026-27	2027-28	2028-29	Future Yrs	Total
CMF	56,480	129,943	0	0	0	0	0	0	186,423
N/A	0	0	0	0	0	0	0	0	0
N/A	0	0	0	0	0	0	0	0	0
TOTAL	56,480	129,943	0	0	0	0	0	0	186,423

OPERATING BUDGET IMPACT	2024-25	2025-26	2026-27	2027-28	2028-29	Future Yrs	Total
	0	0	0	0	0	0	0

CITY OF PLANO

COMMUNITY INVESTMENT PROGRAM

Project Name: 82 - Justice Center - Upgrade door control
Project Number: 356045 **Start Date:** Oct. 2023
Description: **Completion Date:** Sep. 2025
 Upgrade jail door control system at the facility located at 900 East 15th Street
 Project FAC-F-00023



EXPENDITURES	Prior Years	Re-Estimate	2024-25	2025-26	2026-27	2027-28	2028-29	Future Yrs	Total
Land	0	0	0	0	0	0	0	0	0
Design	3,615	20,485	0	0	0	0	0	0	24,100
Construction	0	0	325,900	0	0	0	0	0	325,900
Equipment	0	0	0	0	0	0	0	0	0
TOTAL	3,615	20,485	325,900	0	0	0	0	0	350,000

REVENUES	Prior Years	Re-Estimate	2024-25	2025-26	2026-27	2027-28	2028-29	Future Yrs	Total
CMF	3,615	20,485	325,900	0	0	0	0	0	350,000
N/A	0	0	0	0	0	0	0	0	0
N/A	0	0	0	0	0	0	0	0	0
TOTAL	3,615	20,485	325,900	0	0	0	0	0	350,000

OPERATING BUDGET IMPACT	2024-25	2025-26	2026-27	2027-28	2028-29	Future Yrs	Total
	0	0	0	0	0	0	0

CITY OF PLANO

COMMUNITY INVESTMENT PROGRAM

Project Name: 82 - Robinson Justice Center

Project Number: 356954

Start Date: Oct. 2024

Description:

Completion Date: Sep. 2029

Future routine repair and maintenance of facility located at 900 East 15th Street that was built in 2003 and covers 60,681 square feet.

Project Numbers TBD



EXPENDITURES	Prior Years	Re-Estimate	2024-25	2025-26	2026-27	2027-28	2028-29	Future Yrs	Total
Land	0	0	0	0	0	0	0	0	0
Design	87,155	0	0	0	0	0	0	0	87,155
Construction	2,508,353	0	101,350	1,171,772	314,350	680,900	1,145,469	0	5,922,194
Equipment	20	0	0	0	0	0	0	0	20
TOTAL	2,595,528	0	101,350	1,171,772	314,350	680,900	1,145,469	0	6,009,369

REVENUES	Prior Years	Re-Estimate	2024-25	2025-26	2026-27	2027-28	2028-29	Future Yrs	Total
CMF	2,595,528	0	101,350	1,171,772	314,350	680,900	1,145,469	0	6,009,369
N/A	0	0	0	0	0	0	0	0	0
N/A	0	0	0	0	0	0	0	0	0
TOTAL	2,595,528	0	101,350	1,171,772	314,350	680,900	1,145,469	0	6,009,369

OPERATING BUDGET IMPACT	2024-25	2025-26	2026-27	2027-28	2028-29	Future Yrs	Total
	0	0	0	0	0	0	0

CITY OF PLANO

COMMUNITY INVESTMENT PROGRAM

Project Name: 83 - Deerfield Archway

Project Number: 356953

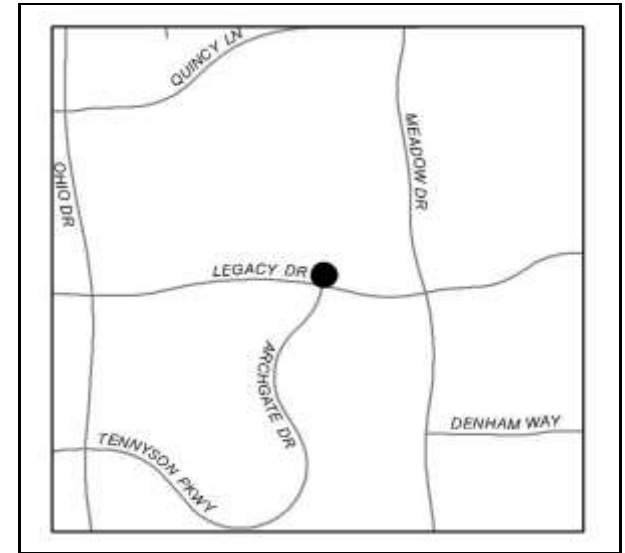
Start Date: Oct. 2028

Description:

Completion Date: Sep. 2029

Future routine repair and maintenance of archways across Colonnade Drive and Archgate Drive north of Legacy Drive that serve as entrances to the Deerfield Neighborhood.

Project Numbers TBD



EXPENDITURES	Prior Years	Re-Estimate	2024-25	2025-26	2026-27	2027-28	2028-29	Future Yrs	Total
Land	0	0	0	0	0	0	0	0	0
Design	25,750	0	0	0	0	0	0	0	25,750
Construction	212,435	0	0	0	0	0	90,000	0	302,435
Equipment	851	0	0	0	0	0	0	0	851
TOTAL	239,036	0	0	0	0	0	90,000	0	329,036

REVENUES	Prior Years	Re-Estimate	2024-25	2025-26	2026-27	2027-28	2028-29	Future Yrs	Total
Endowment	239,036	0	0	0	0	0	90,000	0	329,036
N/A	0	0	0	0	0	0	0	0	0
N/A	0	0	0	0	0	0	0	0	0
TOTAL	239,036	0	0	0	0	0	90,000	0	329,036

OPERATING BUDGET IMPACT	2024-25	2025-26	2026-27	2027-28	2028-29	Future Yrs	Total
	0	0	0	0	0	0	0

CITY OF PLANO

COMMUNITY INVESTMENT PROGRAM

Project Name: 84 - Parkway Communications Tower

Project Number: 356952

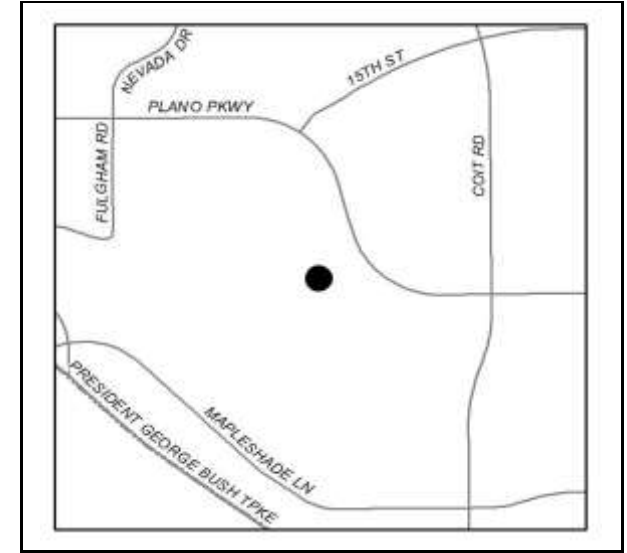
Start Date: Oct. 2025

Description:

Completion Date: Sep. 2027

Future routine repair and maintenance of the 250 foot radio tower located 4200 West Plano Parkway.

Project Numbers TBD



EXPENDITURES	Prior Years	Re-Estimate	2024-25	2025-26	2026-27	2027-28	2028-29	Future Yrs	Total
Land	0	0	0	0	0	0	0	0	0
Design	0	0	0	0	0	0	0	0	0
Construction	13,225	0	0	67,000	25,000	0	0	0	105,225
Equipment	10,220	0	0	0	0	0	0	0	10,220
TOTAL	23,445	0	0	67,000	25,000	0	0	0	115,445

REVENUES	Prior Years	Re-Estimate	2024-25	2025-26	2026-27	2027-28	2028-29	Future Yrs	Total
CMF	23,445	0	0	67,000	25,000	0	0	0	115,445
N/A	0	0	0	0	0	0	0	0	0
N/A	0	0	0	0	0	0	0	0	0
TOTAL	23,445	0	0	67,000	25,000	0	0	0	115,445

OPERATING BUDGET IMPACT	2024-25	2025-26	2026-27	2027-28	2028-29	Future Yrs	Total
	0	0	0	0	0	0	0

CITY OF PLANO

COMMUNITY INVESTMENT PROGRAM

Project Name: 84 - Parkway Radio Tower Generator

Project Number: 54555

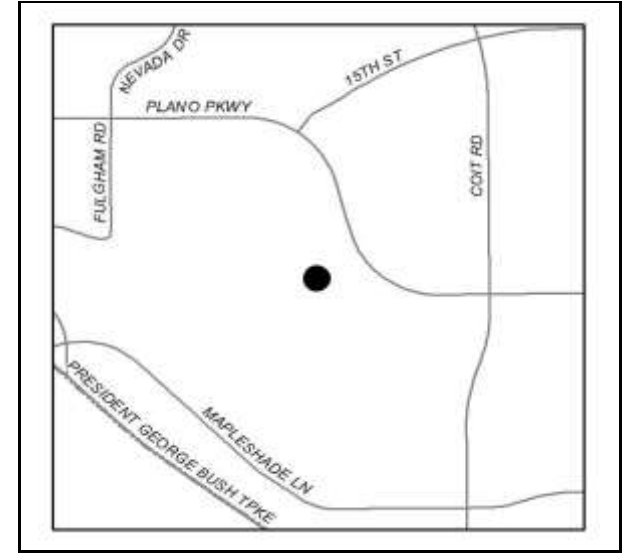
Start Date: Nov. 2021

Description:

Completion Date: Nov. 2025

Replace generator for the radio tower located 4200 West Plano Parkway.

Project FAC-F-7606



EXPENDITURES	Prior Years	Re-Estimate	2024-25	2025-26	2026-27	2027-28	2028-29	Future Yrs	Total
Land	0	0	0	0	0	0	0	0	0
Design	0	0	0	0	0	0	0	0	0
Construction	0	103,724	138,958	0	0	0	0	0	242,682
Equipment	0	0	0	0	0	0	0	0	0
TOTAL	0	103,724	138,958	0	0	0	0	0	242,682

REVENUES	Prior Years	Re-Estimate	2024-25	2025-26	2026-27	2027-28	2028-29	Future Yrs	Total
CMF	0	103,724	138,958	0	0	0	0	0	242,682
N/A	0	0	0	0	0	0	0	0	0
N/A	0	0	0	0	0	0	0	0	0
TOTAL	0	103,724	138,958	0	0	0	0	0	242,682

OPERATING BUDGET IMPACT	2024-25	2025-26	2026-27	2027-28	2028-29	Future Yrs	Total
	0	0	0	0	0	0	0

CITY OF PLANO

COMMUNITY INVESTMENT PROGRAM

Project Name: 86 - Police Gun Range

Project Number: 356951

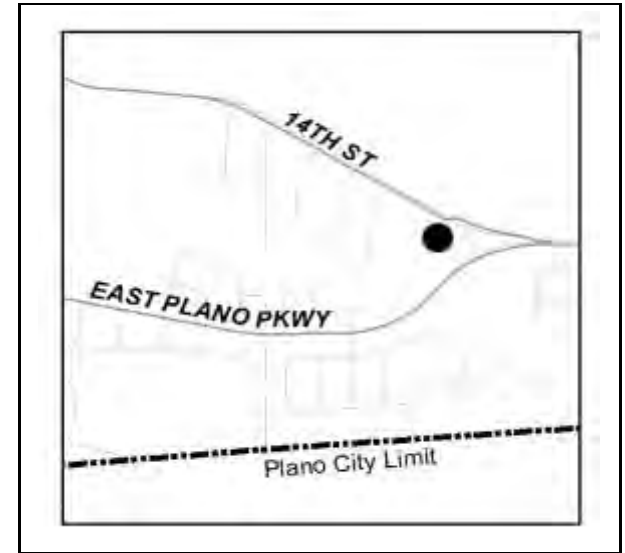
Start Date: Oct. 2028

Description:

Completion Date: Sep. 2029

Future routine repair and maintenance of facility located at 4840 East Plano Parkway that was constructed in 1991 and covered in 2015. The facility is 3,052 square feet.

Project Numbers TBD



EXPENDITURES	Prior Years	Re-Estimate	2024-25	2025-26	2026-27	2027-28	2028-29	Future Yrs	Total
Land	0	0	0	0	0	0	0	0	0
Design	233,342	0	0	0	0	0	0	0	233,342
Construction	138,135	0	0	0	0	0	80,000	0	218,135
Equipment	37,378	0	0	0	0	0	0	0	37,378
TOTAL	408,855	0	0	0	0	0	80,000	0	488,855

REVENUES	Prior Years	Re-Estimate	2024-25	2025-26	2026-27	2027-28	2028-29	Future Yrs	Total
CMF	368,855	0	0	0	0	0	80,000	0	448,855
Intergovernme	40,000	0	0	0	0	0	0	0	40,000
N/A	0	0	0	0	0	0	0	0	0
TOTAL	408,855	0	0	0	0	0	80,000	0	488,855

OPERATING BUDGET IMPACT	2024-25	2025-26	2026-27	2027-28	2028-29	Future Yrs	Total
	0	0	0	0	0	0	0

CITY OF PLANO

COMMUNITY INVESTMENT PROGRAM

Project Name: 88 - Douglass Daycare / Senior Annex

Project Number: 356950

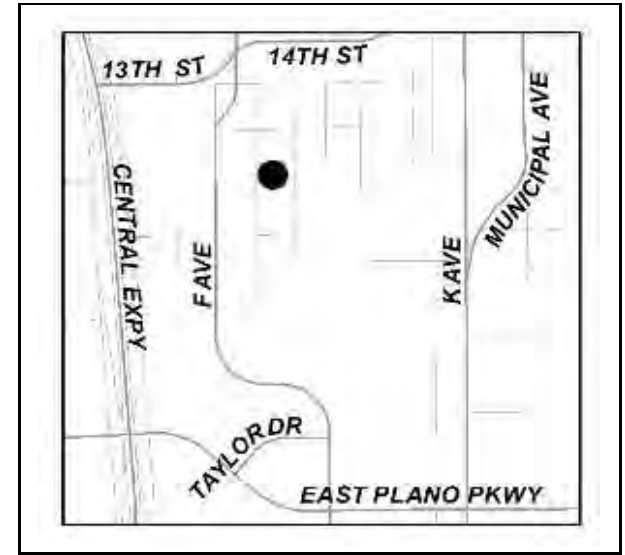
Start Date: Oct. 2026

Description:

Completion Date: Sep. 2028

Future routine repair and maintenance of facility located at 1111 H Avenue built in 1984 and upgraded in 2008. This facility covers 4,600 square feet.

Project Numbers TBD



EXPENDITURES	Prior Years	Re-Estimate	2024-25	2025-26	2026-27	2027-28	2028-29	Future Yrs	Total
Land	0	0	0	0	0	0	0	0	0
Design	20,211	0	0	0	0	0	0	0	20,211
Construction	441,830	0	0	0	0	125,000	0	0	566,830
Equipment	0	0	0	0	25,000	0	0	0	25,000
TOTAL	462,041	0	0	0	25,000	125,000	0	0	612,041

REVENUES	Prior Years	Re-Estimate	2024-25	2025-26	2026-27	2027-28	2028-29	Future Yrs	Total
CMF	462,041	0	0	0	25,000	125,000	0	0	612,041
N/A	0	0	0	0	0	0	0	0	0
N/A	0	0	0	0	0	0	0	0	0
TOTAL	462,041	0	0	0	25,000	125,000	0	0	612,041

OPERATING BUDGET IMPACT	2024-25	2025-26	2026-27	2027-28	2028-29	Future Yrs	Total
	0	0	0	0	0	0	0

CITY OF PLANO

COMMUNITY INVESTMENT PROGRAM

Project Name: 89 - Davis Library

Project Number: 356949

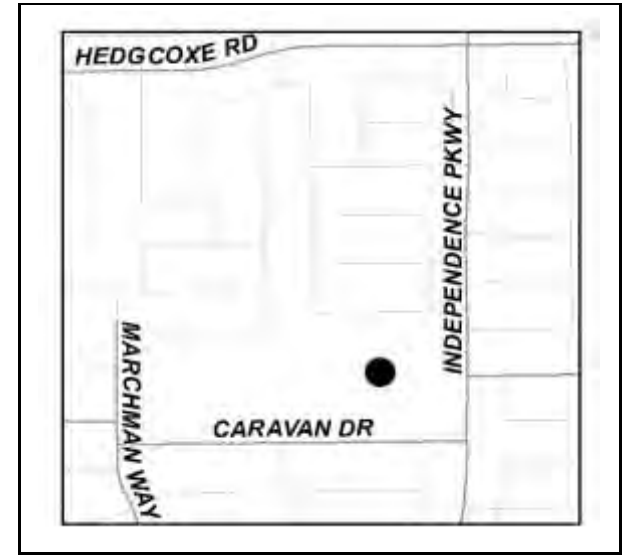
Start Date: Oct. 2026

Description:

Completion Date: Sep. 2028

Future routine repair and maintenance of facility located at 7501 N. Independence that was built in 1997 and covers 30,000 square feet.

Project Numbers TBD



EXPENDITURES	Prior Years	Re-Estimate	2024-25	2025-26	2026-27	2027-28	2028-29	Future Yrs	Total
Land	0	0	0	0	0	0	0	0	0
Design	20,870	0	0	0	0	0	0	0	20,870
Construction	770,261	0	0	0	79,500	382,500	0	0	1,232,261
Equipment	9,062	0	0	0	0	0	0	0	9,062
TOTAL	800,193	0	0	0	79,500	382,500	0	0	1,262,193

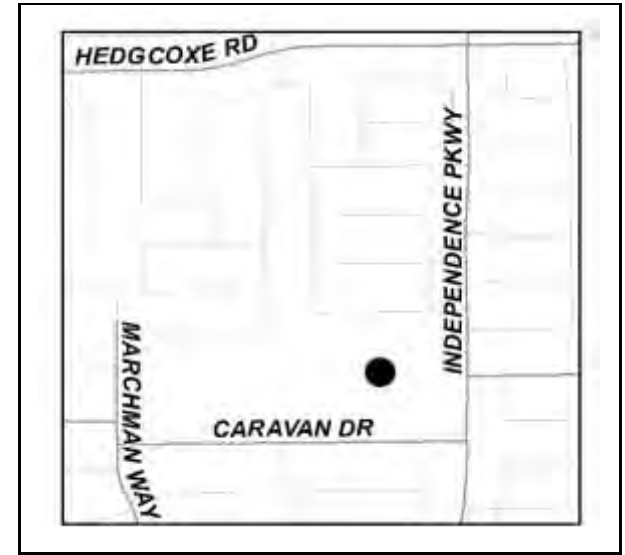
REVENUES	Prior Years	Re-Estimate	2024-25	2025-26	2026-27	2027-28	2028-29	Future Yrs	Total
CMF	800,193	0	0	0	79,500	382,500	0	0	1,262,193
N/A	0	0	0	0	0	0	0	0	0
N/A	0	0	0	0	0	0	0	0	0
TOTAL	800,193	0	0	0	79,500	382,500	0	0	1,262,193

OPERATING BUDGET IMPACT	2024-25	2025-26	2026-27	2027-28	2028-29	Future Yrs	Total
	0	0	0	0	0	0	0

CITY OF PLANO

COMMUNITY INVESTMENT PROGRAM

Project Name: 89 - Davis Library - Roof Drain Relocate
Project Number: 356128 **Start Date:** Aug. 2023
Description: **Completion Date:** Sep. 2024
 Relocated existing roof drains from the ADA path on the east side of the facility.
 Project FAC-B-00001



EXPENDITURES	Prior Years	Re-Estimate	2024-25	2025-26	2026-27	2027-28	2028-29	Future Yrs	Total
Land	0	0	0	0	0	0	0	0	0
Design	0	0	0	0	0	0	0	0	0
Construction	0	31,991	0	0	0	0	0	0	31,991
Equipment	0	0	0	0	0	0	0	0	0
TOTAL	0	31,991	0	0	0	0	0	0	31,991

REVENUES	Prior Years	Re-Estimate	2024-25	2025-26	2026-27	2027-28	2028-29	Future Yrs	Total
CMF	0	31,991	0	0	0	0	0	0	31,991
N/A	0	0	0	0	0	0	0	0	0
N/A	0	0	0	0	0	0	0	0	0
TOTAL	0	31,991	0	0	0	0	0	0	31,991

OPERATING BUDGET IMPACT	2024-25	2025-26	2026-27	2027-28	2028-29	Future Yrs	Total
	0	0	0	0	0	0	0

CITY OF PLANO

COMMUNITY INVESTMENT PROGRAM

Project Name: 89 - Davis Library Front Awning

Project Number: 356139

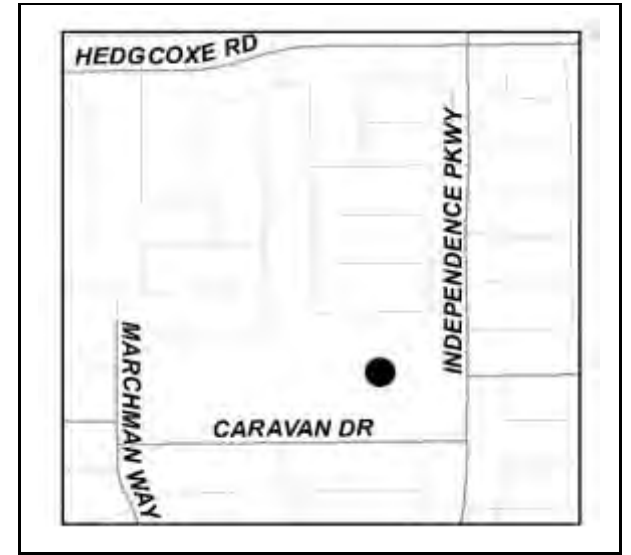
Start Date: Oct. 2023

Description:

Completion Date: Sep. 2026

Repair Overhead Connector (Awning) between Davis Library, located at 7501 N. Independence Pkwy, and the Joint Use Facility so that internal lights are operational and the roofing protects patrons/staff and belongings between buildings.

Project FAC-F-00113



EXPENDITURES	Prior Years	Re-Estimate	2024-25	2025-26	2026-27	2027-28	2028-29	Future Yrs	Total
Land	0	0	0	0	0	0	0	0	0
Design	0	0	0	12,250	0	0	0	0	12,250
Construction	0	0	0	110,250	0	0	0	0	110,250
Equipment	0	0	0	0	0	0	0	0	0
TOTAL	0	0	0	122,500	0	0	0	0	122,500

REVENUES	Prior Years	Re-Estimate	2024-25	2025-26	2026-27	2027-28	2028-29	Future Yrs	Total
CMF	0	0	0	122,500	0	0	0	0	122,500
N/A	0	0	0	0	0	0	0	0	0
N/A	0	0	0	0	0	0	0	0	0
TOTAL	0	0	0	122,500	0	0	0	0	122,500

OPERATING BUDGET IMPACT	2024-25	2025-26	2026-27	2027-28	2028-29	Future Yrs	Total
	0	0	0	0	0	0	0

CITY OF PLANO

COMMUNITY INVESTMENT PROGRAM

Project Name: 89 - Davis Library Porch Concrete Replacement

Project Number: 356138

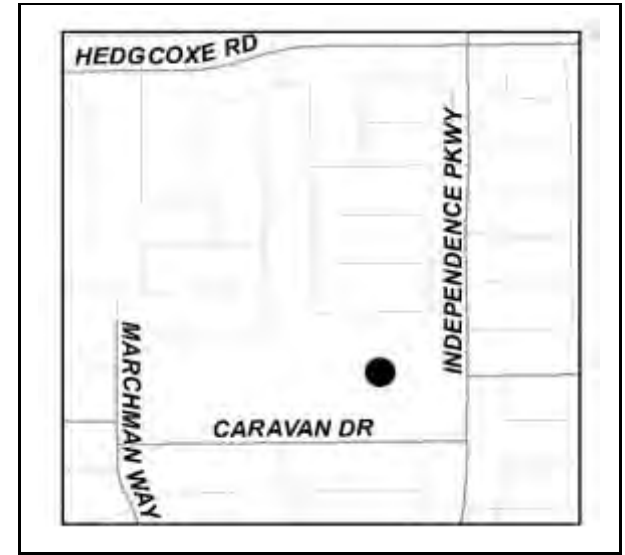
Start Date: Oct. 2023

Description:

Completion Date: Sep. 2026

Replacement of the concrete tiling at the front entrance of the facility located at 7501 N. Independence Pkwy. The current entryway concretet has cracked and shifted significantly over time, the appearance is worn, and the uneven gaps between concrete slabs pose a tripping hazard.

Project FAC-F-00112



EXPENDITURES	Prior Years	Re-Estimate	2024-25	2025-26	2026-27	2027-28	2028-29	Future Yrs	Total
Land	0	0	0	0	0	0	0	0	0
Design	0	0	0	50,000	0	0	0	0	50,000
Construction	0	0	0	257,500	0	0	0	0	257,500
Equipment	0	0	0	0	0	0	0	0	0
TOTAL	0	0	0	307,500	0	0	0	0	307,500

REVENUES	Prior Years	Re-Estimate	2024-25	2025-26	2026-27	2027-28	2028-29	Future Yrs	Total
CMF	0	0	0	307,500	0	0	0	0	307,500
N/A	0	0	0	0	0	0	0	0	0
N/A	0	0	0	0	0	0	0	0	0
TOTAL	0	0	0	307,500	0	0	0	0	307,500

OPERATING BUDGET IMPACT	2024-25	2025-26	2026-27	2027-28	2028-29	Future Yrs	Total
	0	0	0	0	0	0	0

CITY OF PLANO

COMMUNITY INVESTMENT PROGRAM

Project Name: 9 - Schimelpfenig - Metasys Replace Controller
Project Number: 356039 **Start Date:** Oct. 2023
Description: **Completion Date:** Sep. 2024
 Replace Metasys Controller at the facility located at 5024 Custer Road
 Project FAC-F-00017



EXPENDITURES	Prior Years	Re-Estimate	2024-25	2025-26	2026-27	2027-28	2028-29	Future Yrs	Total
Land	0	0	0	0	0	0	0	0	0
Design	0	0	0	0	0	0	0	0	0
Construction	0	20,642	0	0	0	0	0	0	20,642
Equipment	0	0	0	0	0	0	0	0	0
TOTAL	0	20,642	0	0	0	0	0	0	20,642

REVENUES	Prior Years	Re-Estimate	2024-25	2025-26	2026-27	2027-28	2028-29	Future Yrs	Total
CMF	0	20,642	0	0	0	0	0	0	20,642
N/A	0	0	0	0	0	0	0	0	0
N/A	0	0	0	0	0	0	0	0	0
TOTAL	0	20,642	0	0	0	0	0	0	20,642

OPERATING BUDGET IMPACT	2024-25	2025-26	2026-27	2027-28	2028-29	Future Yrs	Total
	0	0	0	0	0	0	0

CITY OF PLANO

COMMUNITY INVESTMENT PROGRAM

Project Name: 9 - Schimelpfenig Library

Project Number: 356995

Start Date: Oct. 2025

Description:

Completion Date: Sep. 2029

Future routine repair and maintenance of facility located at 5024 Custer Road that was built in 1980 and upgraded in 1997. The facility covers 30,169 square feet over two floors.

Project Numbers TBD



EXPENDITURES	Prior Years	Re-Estimate	2024-25	2025-26	2026-27	2027-28	2028-29	Future Yrs	Total
Land	0	0	0	0	0	0	0	0	0
Design	562,583	0	0	0	0	0	0	0	562,583
Construction	1,242,501	0	0	168,000	604,500	0	196,619	0	2,211,620
Equipment	0	0	0	0	0	0	0	0	0
TOTAL	1,805,084	0	0	168,000	604,500	0	196,619	0	2,774,203

REVENUES	Prior Years	Re-Estimate	2024-25	2025-26	2026-27	2027-28	2028-29	Future Yrs	Total
CMF	1,805,084	0	0	168,000	604,500	0	196,619	0	2,774,203
N/A	0	0	0	0	0	0	0	0	0
N/A	0	0	0	0	0	0	0	0	0
TOTAL	1,805,084	0	0	168,000	604,500	0	196,619	0	2,774,203

OPERATING BUDGET IMPACT	2024-25	2025-26	2026-27	2027-28	2028-29	Future Yrs	Total
	0	0	0	0	0	0	0

CITY OF PLANO

COMMUNITY INVESTMENT PROGRAM

Project Name: 90 - Fire Station #9

Project Number: 356948

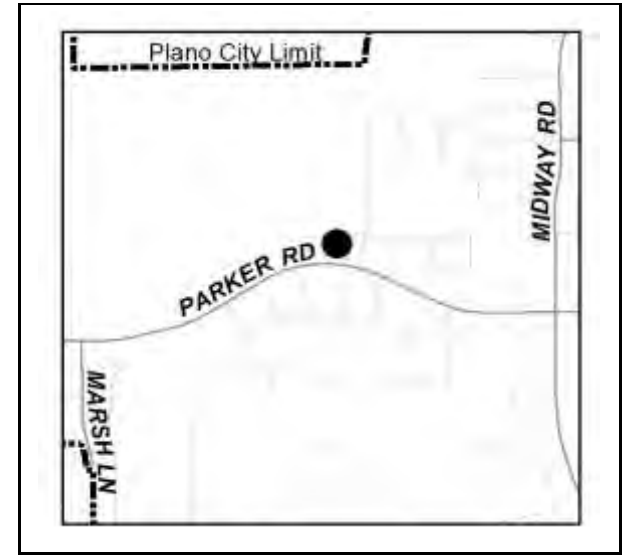
Start Date: Oct. 2026

Description:

Completion Date: Sep. 2029

Future routine repair and maintenance of facility located at 6625 Parker Road built in 1998. This fire station covers 8,204 square feet with two apparatus bays and accomodates 8 personnel.

Project Numbers TBD



EXPENDITURES	Prior Years	Re-Estimate	2024-25	2025-26	2026-27	2027-28	2028-29	Future Yrs	Total
Land	0	0	0	0	0	0	0	0	0
Design	26,360	0	0	0	0	0	0	0	26,360
Construction	317,158	0	0	0	50,000	147,500	150,000	0	664,658
Equipment	0	0	0	0	0	0	0	0	0
TOTAL	343,518	0	0	0	50,000	147,500	150,000	0	691,018

REVENUES	Prior Years	Re-Estimate	2024-25	2025-26	2026-27	2027-28	2028-29	Future Yrs	Total
CMF	343,518	0	0	0	50,000	147,500	150,000	0	691,018
N/A	0	0	0	0	0	0	0	0	0
N/A	0	0	0	0	0	0	0	0	0
TOTAL	343,518	0	0	0	50,000	147,500	150,000	0	691,018

OPERATING BUDGET IMPACT	2024-25	2025-26	2026-27	2027-28	2028-29	Future Yrs	Total
	0	0	0	0	0	0	0

CITY OF PLANO

COMMUNITY INVESTMENT PROGRAM

Project Name: 90 - Fire Station #9 - Interior Paint

Project Number: 356093

Start Date: Oct. 2023

Description:

Completion Date: Sep. 2026

Interior Paint at the facility located at 6625 Parker Road

Project FAC-F-00066



EXPENDITURES	Prior Years	Re-Estimate	2024-25	2025-26	2026-27	2027-28	2028-29	Future Yrs	Total
Land	0	0	0	0	0	0	0	0	0
Design	0	0	0	0	0	0	0	0	0
Construction	0	4,910	0	15,090	0	0	0	0	20,000
Equipment	0	0	0	0	0	0	0	0	0
TOTAL	0	4,910	0	15,090	0	0	0	0	20,000

REVENUES	Prior Years	Re-Estimate	2024-25	2025-26	2026-27	2027-28	2028-29	Future Yrs	Total
CMF	0	4,910	0	15,090	0	0	0	0	20,000
N/A	0	0	0	0	0	0	0	0	0
N/A	0	0	0	0	0	0	0	0	0
TOTAL	0	4,910	0	15,090	0	0	0	0	20,000

OPERATING BUDGET IMPACT	2024-25	2025-26	2026-27	2027-28	2028-29	Future Yrs	Total
	0	0	0	0	0	0	0

CITY OF PLANO

COMMUNITY INVESTMENT PROGRAM

Project Name: 90 - Fire Station #9 - Replace tile

Project Number: 356086

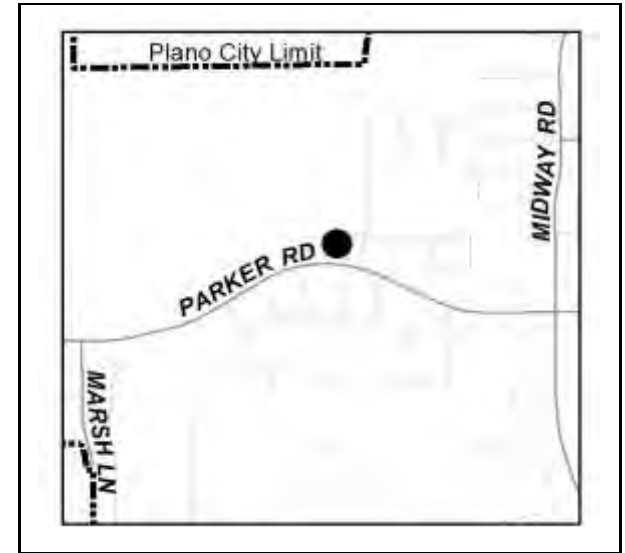
Start Date: Oct. 2023

Description:

Completion Date: Sep. 2026

Replace tile in kitchen and entry of the facility located at 3520 Sherrye Drive

Project FAC-F-00059



EXPENDITURES	Prior Years	Re-Estimate	2024-25	2025-26	2026-27	2027-28	2028-29	Future Yrs	Total
Land	0	0	0	0	0	0	0	0	0
Design	0	0	0	0	0	0	0	0	0
Construction	0	0	0	8,500	0	0	0	0	8,500
Equipment	0	0	0	0	0	0	0	0	0
TOTAL	0	0	0	8,500	0	0	0	0	8,500

REVENUES	Prior Years	Re-Estimate	2024-25	2025-26	2026-27	2027-28	2028-29	Future Yrs	Total
CMF	0	0	0	8,500	0	0	0	0	8,500
N/A	0	0	0	0	0	0	0	0	0
N/A	0	0	0	0	0	0	0	0	0
TOTAL	0	0	0	8,500	0	0	0	0	8,500

OPERATING BUDGET IMPACT	2024-25	2025-26	2026-27	2027-28	2028-29	Future Yrs	Total
	0	0	0	0	0	0	0

CITY OF PLANO

COMMUNITY INVESTMENT PROGRAM

Project Name: 90 - Fire Station 9 Generator

Project Number: 54549

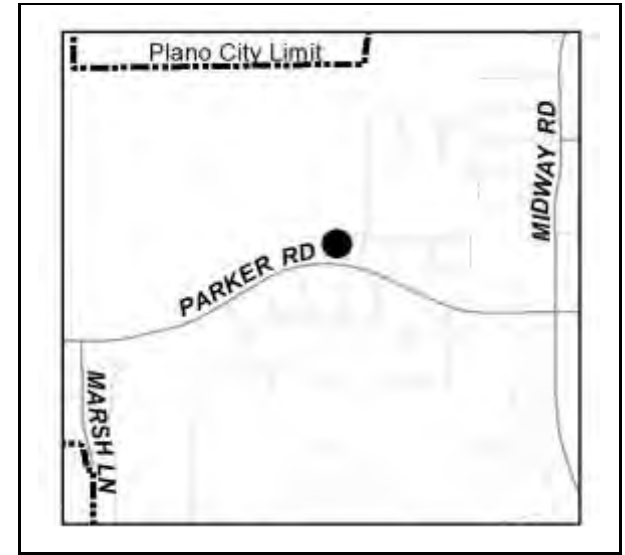
Start Date: Oct. 2021

Description:

Completion Date: Jun. 2024

Replace ATS and re-utilize generator to service entire fire station located at 6625 Parker Road.

Project FAC-F-7426



EXPENDITURES	Prior Years	Re-Estimate	2024-25	2025-26	2026-27	2027-28	2028-29	Future Yrs	Total
Land	0	0	0	0	0	0	0	0	0
Design	11,120	0	0	0	0	0	0	0	11,120
Construction	10,868	2,780	0	0	0	0	0	0	13,648
Equipment	0	0	0	0	0	0	0	0	0
TOTAL	21,988	2,780	0	0	0	0	0	0	24,768

REVENUES	Prior Years	Re-Estimate	2024-25	2025-26	2026-27	2027-28	2028-29	Future Yrs	Total
CMF	21,988	2,780	0	0	0	0	0	0	24,768
N/A	0	0	0	0	0	0	0	0	0
N/A	0	0	0	0	0	0	0	0	0
TOTAL	21,988	2,780	0	0	0	0	0	0	24,768

OPERATING BUDGET IMPACT	2024-25	2025-26	2026-27	2027-28	2028-29	Future Yrs	Total
	0	0	0	0	0	0	0

CITY OF PLANO

COMMUNITY INVESTMENT PROGRAM

Project Name: 92 - Oak Point Rec Center

Project Number: 356947

Start Date: Oct. 2025

Description:

Completion Date: Sep. 2029

Future routine repair and maintenance of facility located at 6000 Jupiter Road that was built in 2000 and covers 88,129 square feet over 2 floors.

Project Numbers TBD



EXPENDITURES	Prior Years	Re-Estimate	2024-25	2025-26	2026-27	2027-28	2028-29	Future Yrs	Total
Land	0	0	0	0	0	0	0	0	0
Design	161,758	0	0	0	0	0	0	0	161,758
Construction	5,796,531	0	0	150,000	290,000	180,000	1,020,000	0	7,436,531
Equipment	750	0	0	0	0	0	0	0	750
TOTAL	5,959,039	0	0	150,000	290,000	180,000	1,020,000	0	7,599,039

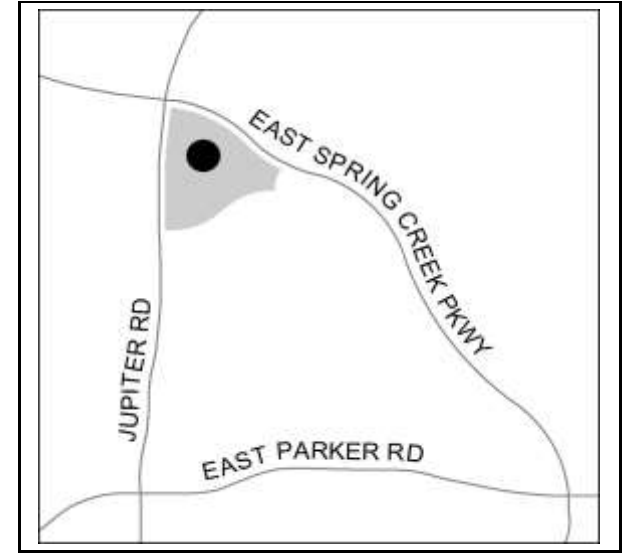
REVENUES	Prior Years	Re-Estimate	2024-25	2025-26	2026-27	2027-28	2028-29	Future Yrs	Total
CMF	5,804,842	0	0	150,000	290,000	180,000	1,020,000	0	7,444,842
Insurance Rece	154,197	0	0	0	0	0	0	0	154,197
N/A	0	0	0	0	0	0	0	0	0
TOTAL	5,959,039	0	0	150,000	290,000	180,000	1,020,000	0	7,599,039

OPERATING BUDGET IMPACT	2024-25	2025-26	2026-27	2027-28	2028-29	Future Yrs	Total
	0	0	0	0	0	0	0

CITY OF PLANO

COMMUNITY INVESTMENT PROGRAM

Project Name: 92 - Oak Point Rec Center - Replace Metasys Controller
Project Number: 356038 **Start Date:** Oct. 2023
Description: **Completion Date:** Sep. 2024
 Replace Metasys Controller at the facility located at 6000 Jupiter Road
 Project FAC-F-00016



EXPENDITURES	Prior Years	Re-Estimate	2024-25	2025-26	2026-27	2027-28	2028-29	Future Yrs	Total
Land	0	0	0	0	0	0	0	0	0
Design	0	0	0	0	0	0	0	0	0
Construction	0	20,642	0	0	0	0	0	0	20,642
Equipment	0	0	0	0	0	0	0	0	0
TOTAL	0	20,642	0	0	0	0	0	0	20,642

REVENUES	Prior Years	Re-Estimate	2024-25	2025-26	2026-27	2027-28	2028-29	Future Yrs	Total
CMF	0	20,642	0	0	0	0	0	0	20,642
N/A	0	0	0	0	0	0	0	0	0
N/A	0	0	0	0	0	0	0	0	0
TOTAL	0	20,642	0	0	0	0	0	0	20,642

OPERATING BUDGET IMPACT	2024-25	2025-26	2026-27	2027-28	2028-29	Future Yrs	Total
	0	0	0	0	0	0	0

CITY OF PLANO

COMMUNITY INVESTMENT PROGRAM

Project Name: 92 - Oak Point Rec Center Generator

Project Number: 54560

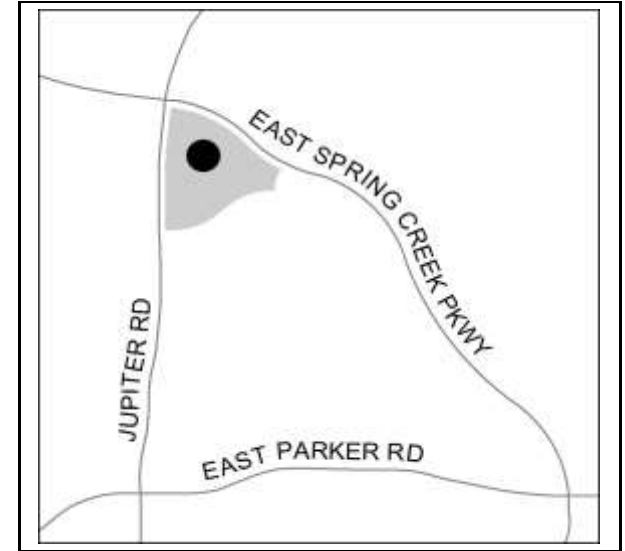
Start Date: Oct. 2022

Description:

Completion Date: Sep. 2026

Install 700 kW generator replacing CHP at the facility located at 6000 Jupiter Road.

Project FAC-F-7612



EXPENDITURES	Prior Years	Re-Estimate	2024-25	2025-26	2026-27	2027-28	2028-29	Future Yrs	Total
Land	0	0	0	0	0	0	0	0	0
Design	4,000	0	0	0	0	0	0	0	4,000
Construction	0	0	0	696,000	0	0	0	0	696,000
Equipment	0	0	0	0	0	0	0	0	0
TOTAL	4,000	0	0	696,000	0	0	0	0	700,000

REVENUES	Prior Years	Re-Estimate	2024-25	2025-26	2026-27	2027-28	2028-29	Future Yrs	Total
CMF	4,000	0	0	696,000	0	0	0	0	700,000
N/A	0	0	0	0	0	0	0	0	0
N/A	0	0	0	0	0	0	0	0	0
TOTAL	4,000	0	0	696,000	0	0	0	0	700,000

OPERATING BUDGET IMPACT	2024-25	2025-26	2026-27	2027-28	2028-29	Future Yrs	Total
	0	0	0	0	0	0	0

CITY OF PLANO

COMMUNITY INVESTMENT PROGRAM

Project Name: 92 - Oak Point Rec Ctr Ceiling

Project Number: 54583

Start Date: Oct. 2022

Description:

Completion Date: Apr. 2024

Resurface main lobby ceiling acoustical finish at the facility located at 6000 Jupiter Rd.

Project FAC-F-7636



EXPENDITURES	Prior Years	Re-Estimate	2024-25	2025-26	2026-27	2027-28	2028-29	Future Yrs	Total
Land	0	0	0	0	0	0	0	0	0
Design	0	0	0	0	0	0	0	0	0
Construction	0	83,792	0	0	0	0	0	0	83,792
Equipment	0	0	0	0	0	0	0	0	0
TOTAL	0	83,792	0	0	0	0	0	0	83,792

REVENUES	Prior Years	Re-Estimate	2024-25	2025-26	2026-27	2027-28	2028-29	Future Yrs	Total
CMF	0	83,792	0	0	0	0	0	0	83,792
N/A	0	0	0	0	0	0	0	0	0
N/A	0	0	0	0	0	0	0	0	0
TOTAL	0	83,792	0	0	0	0	0	0	83,792

OPERATING BUDGET IMPACT	2024-25	2025-26	2026-27	2027-28	2028-29	Future Yrs	Total
	0	0	0	0	0	0	0

CITY OF PLANO

COMMUNITY INVESTMENT PROGRAM

Project Name: 92 - Oak Point Rec Ctr LEDs

Project Number: 54584

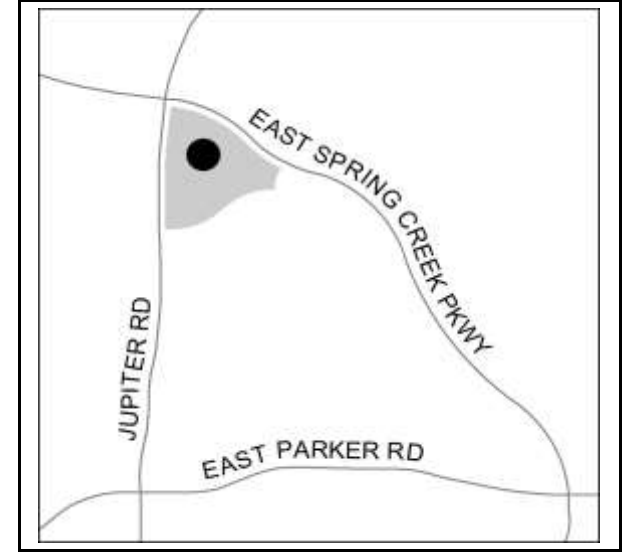
Start Date: Oct. 2022

Description:

Completion Date: Sep. 2024

Replace LED fixtures at the facility located at 6000 Jupiter Rd

Project FAC-F-7636



EXPENDITURES	Prior Years	Re-Estimate	2024-25	2025-26	2026-27	2027-28	2028-29	Future Yrs	Total
Land	0	0	0	0	0	0	0	0	0
Design	0	0	0	0	0	0	0	0	0
Construction	0	93,409	0	0	0	0	0	0	93,409
Equipment	0	0	0	0	0	0	0	0	0
TOTAL	0	93,409	0	0	0	0	0	0	93,409

REVENUES	Prior Years	Re-Estimate	2024-25	2025-26	2026-27	2027-28	2028-29	Future Yrs	Total
CMF	0	93,409	0	0	0	0	0	0	93,409
N/A	0	0	0	0	0	0	0	0	0
N/A	0	0	0	0	0	0	0	0	0
TOTAL	0	93,409	0	0	0	0	0	0	93,409

OPERATING BUDGET IMPACT	2024-25	2025-26	2026-27	2027-28	2028-29	Future Yrs	Total
	0	0	0	0	0	0	0

CITY OF PLANO

COMMUNITY INVESTMENT PROGRAM

Project Name: 93 - Sam Johnson Rec Center VAV

Project Number: 54567

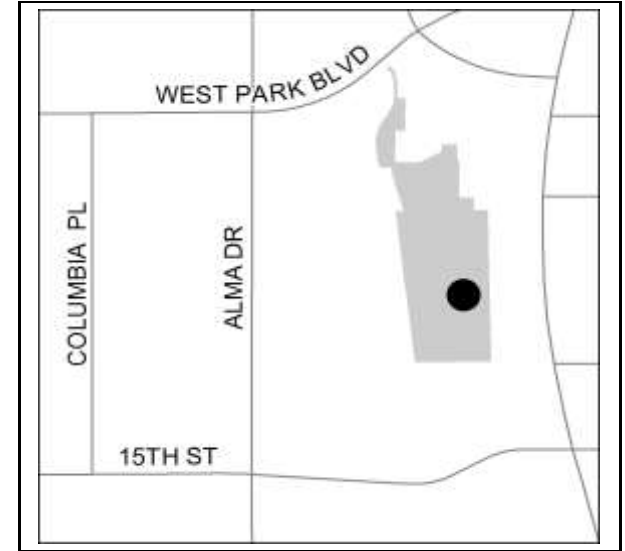
Start Date: Oct. 2022

Description:

Completion Date: Jan. 2024

Replace HVAC Variable Air Volume Devices in the Lonestar Ballroom at the facility located at 401 W. 16th Street.

Project FAC-F-7616



EXPENDITURES	Prior Years	Re-Estimate	2024-25	2025-26	2026-27	2027-28	2028-29	Future Yrs	Total
Land	0	0	0	0	0	0	0	0	0
Design	6,990	0	0	0	0	0	0	0	6,990
Construction	0	174,666	0	0	0	0	0	0	174,666
Equipment	0	0	0	0	0	0	0	0	0
TOTAL	6,990	174,666	0	0	0	0	0	0	181,656

REVENUES	Prior Years	Re-Estimate	2024-25	2025-26	2026-27	2027-28	2028-29	Future Yrs	Total
CMF	6,990	174,666	0	0	0	0	0	0	181,656
N/A	0	0	0	0	0	0	0	0	0
N/A	0	0	0	0	0	0	0	0	0
TOTAL	6,990	174,666	0	0	0	0	0	0	181,656

OPERATING BUDGET IMPACT	2024-25	2025-26	2026-27	2027-28	2028-29	Future Yrs	Total
	0	0	0	0	0	0	0

CITY OF PLANO

COMMUNITY INVESTMENT PROGRAM

Project Name: 93 - Sam Johnson Recreation Center

Project Number: 356946

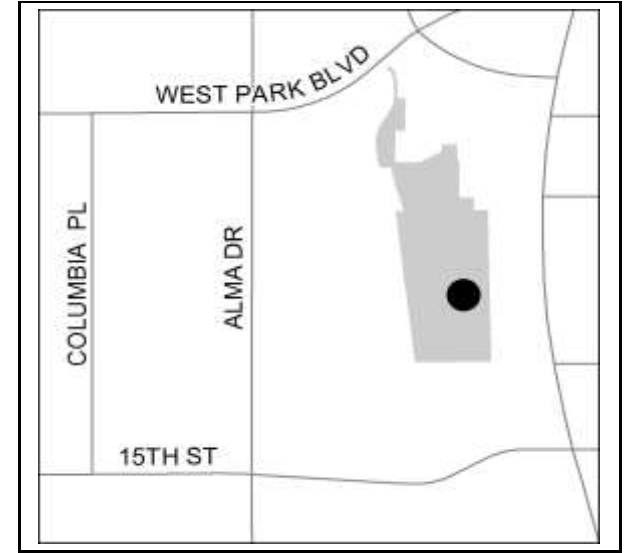
Start Date: Oct. 2025

Description:

Completion Date: Sep. 2029

Future routine repair and maintenance of facility located at 401 West 16th Street that was built in 1997 and covers 21,723 square feet.

Project Numbers TBD



EXPENDITURES	Prior Years	Re-Estimate	2024-25	2025-26	2026-27	2027-28	2028-29	Future Yrs	Total
Land	0	0	0	0	0	0	0	0	0
Design	116,667	0	0	0	0	0	0	0	116,667
Construction	2,247,331	0	0	53,750	291,250	0	330,000	0	2,922,331
Equipment	0	0	0	0	0	0	0	0	0
TOTAL	2,363,998	0	0	53,750	291,250	0	330,000	0	3,038,998

REVENUES	Prior Years	Re-Estimate	2024-25	2025-26	2026-27	2027-28	2028-29	Future Yrs	Total
CMF	2,166,846	0	0	53,750	291,250	0	330,000	0	2,841,846
Insurance Rece	197,152	0	0	0	0	0	0	0	197,152
N/A	0	0	0	0	0	0	0	0	0
TOTAL	2,363,998	0	0	53,750	291,250	0	330,000	0	3,038,998

OPERATING BUDGET IMPACT	2024-25	2025-26	2026-27	2027-28	2028-29	Future Yrs	Total
	0	0	0	0	0	0	0

CITY OF PLANO

COMMUNITY INVESTMENT PROGRAM

Project Name: 94 - Fire Station #10 - Ceiling repair

Project Number: 356074

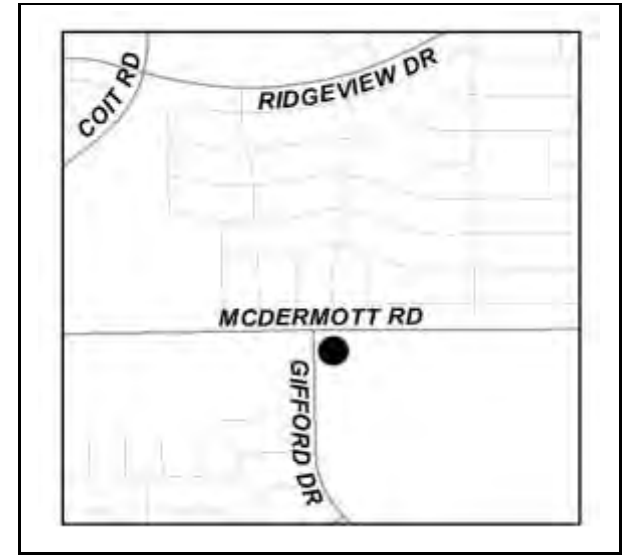
Start Date: Oct. 2023

Description:

Completion Date: Sep. 2026

Repair ceiling in men's bathroom at the facility located at 3540 McDermott Road

Project FAC-F-00047



EXPENDITURES	Prior Years	Re-Estimate	2024-25	2025-26	2026-27	2027-28	2028-29	Future Yrs	Total
Land	0	0	0	0	0	0	0	0	0
Design	0	0	0	0	0	0	0	0	0
Construction	0	0	0	2,870	0	0	0	0	2,870
Equipment	0	0	0	0	0	0	0	0	0
TOTAL	0	0	0	2,870	0	0	0	0	2,870

REVENUES	Prior Years	Re-Estimate	2024-25	2025-26	2026-27	2027-28	2028-29	Future Yrs	Total
CMF	0	0	0	2,870	0	0	0	0	2,870
N/A	0	0	0	0	0	0	0	0	0
N/A	0	0	0	0	0	0	0	0	0
TOTAL	0	0	0	2,870	0	0	0	0	2,870

OPERATING BUDGET IMPACT	2024-25	2025-26	2026-27	2027-28	2028-29	Future Yrs	Total
	0	0	0	0	0	0	0

CITY OF PLANO

COMMUNITY INVESTMENT PROGRAM

Project Name: 94 - Fire Station #10 - Interior Paint

Project Number: 356089

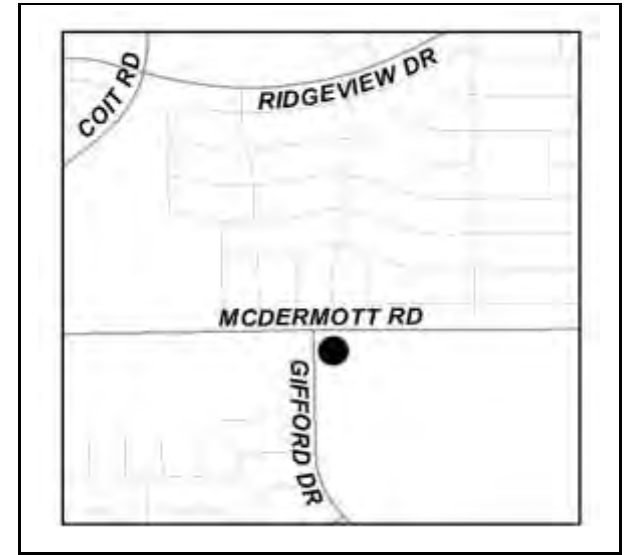
Start Date: Oct. 2023

Description:

Completion Date: Sep. 2026

Interior paint at the facility located at 3540 McDermott Road

Project FAC-F-00062



EXPENDITURES	Prior Years	Re-Estimate	2024-25	2025-26	2026-27	2027-28	2028-29	Future Yrs	Total
Land	0	0	0	0	0	0	0	0	0
Design	0	0	0	0	0	0	0	0	0
Construction	0	0	0	70,000	0	0	0	0	70,000
Equipment	0	0	0	0	0	0	0	0	0
TOTAL	0	0	0	70,000	0	0	0	0	70,000

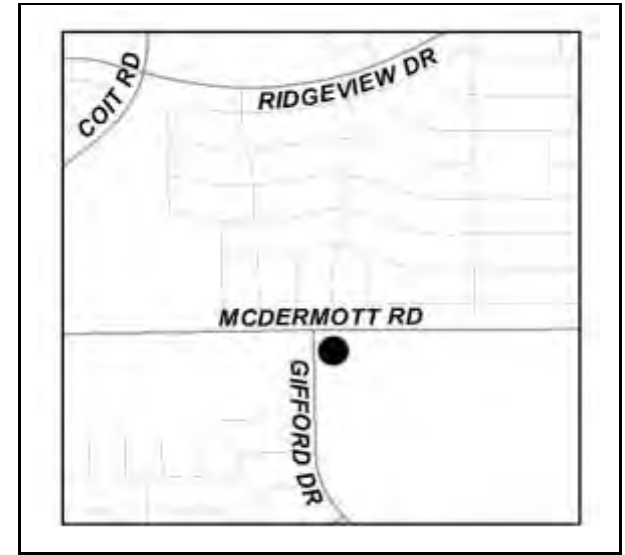
REVENUES	Prior Years	Re-Estimate	2024-25	2025-26	2026-27	2027-28	2028-29	Future Yrs	Total
CMF	0	0	0	70,000	0	0	0	0	70,000
N/A	0	0	0	0	0	0	0	0	0
N/A	0	0	0	0	0	0	0	0	0
TOTAL	0	0	0	70,000	0	0	0	0	70,000

OPERATING BUDGET IMPACT	2024-25	2025-26	2026-27	2027-28	2028-29	Future Yrs	Total
	0	0	0	0	0	0	0

CITY OF PLANO

COMMUNITY INVESTMENT PROGRAM

Project Name: 94 - Fire Station #10 - Repair ceiling tiles app bay
Project Number: 356075 **Start Date:** Oct. 2023
Description: **Completion Date:** Sep. 2024
 Repair ceiling tiles in the apparatus bay of the facility located at 3540 McDermott Road
 Project FAC-F-00048



EXPENDITURES	Prior Years	Re-Estimate	2024-25	2025-26	2026-27	2027-28	2028-29	Future Yrs	Total
Land	0	0	0	0	0	0	0	0	0
Design	0	0	0	0	0	0	0	0	0
Construction	0	23,718	0	0	0	0	0	0	23,718
Equipment	0	0	0	0	0	0	0	0	0
TOTAL	0	23,718	0	0	0	0	0	0	23,718

REVENUES	Prior Years	Re-Estimate	2024-25	2025-26	2026-27	2027-28	2028-29	Future Yrs	Total
CMF	0	23,718	0	0	0	0	0	0	23,718
N/A	0	0	0	0	0	0	0	0	0
N/A	0	0	0	0	0	0	0	0	0
TOTAL	0	23,718	0	0	0	0	0	0	23,718

OPERATING BUDGET IMPACT	2024-25	2025-26	2026-27	2027-28	2028-29	Future Yrs	Total
	0	0	0	0	0	0	0

CITY OF PLANO

COMMUNITY INVESTMENT PROGRAM

Project Name: 94 - Fire Station #10 - Replace carpet

Project Number: 356084

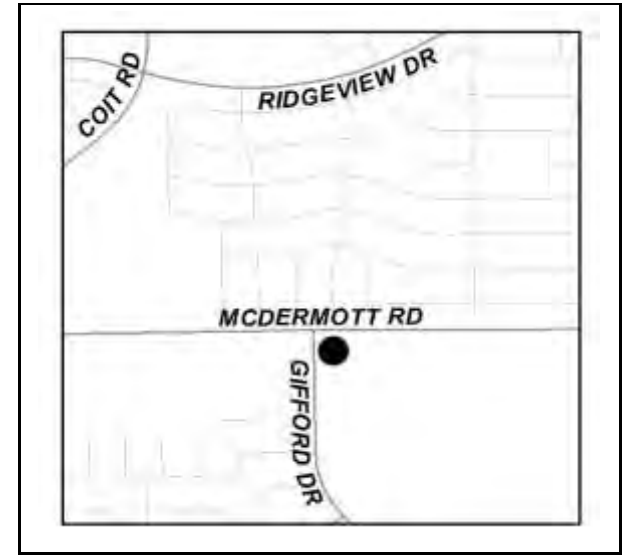
Start Date: Oct. 2023

Description:

Completion Date: Sep. 2026

Replace carpet at the facility located at 3540 McDermott Road

Project FAC-F-00057



EXPENDITURES	Prior Years	Re-Estimate	2024-25	2025-26	2026-27	2027-28	2028-29	Future Yrs	Total
Land	0	0	0	0	0	0	0	0	0
Design	0	0	0	15,000	0	0	0	0	15,000
Construction	0	0	0	60,000	0	0	0	0	60,000
Equipment	0	0	0	0	0	0	0	0	0
TOTAL	0	0	0	75,000	0	0	0	0	75,000

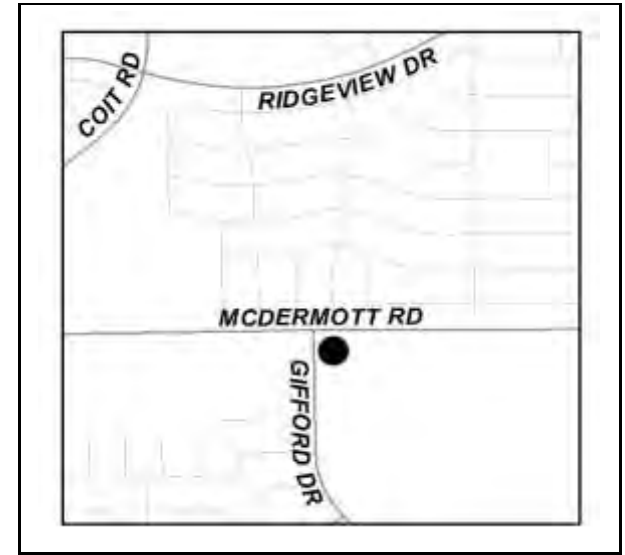
REVENUES	Prior Years	Re-Estimate	2024-25	2025-26	2026-27	2027-28	2028-29	Future Yrs	Total
CMF	0	0	0	75,000	0	0	0	0	75,000
N/A	0	0	0	0	0	0	0	0	0
N/A	0	0	0	0	0	0	0	0	0
TOTAL	0	0	0	75,000	0	0	0	0	75,000

OPERATING BUDGET IMPACT	2024-25	2025-26	2026-27	2027-28	2028-29	Future Yrs	Total
	0	0	0	0	0	0	0

CITY OF PLANO

COMMUNITY INVESTMENT PROGRAM

Project Name: 94 - Fire Station #10 - Replace Fire Alarm System
Project Number: 356021 **Start Date:** Oct. 2022
Description: **Completion Date:** Sep. 2024
 Replace Fire Alarm System at the fire station located at 3540 McDermott Road
 Project FAC-F-0094



EXPENDITURES	Prior Years	Re-Estimate	2024-25	2025-26	2026-27	2027-28	2028-29	Future Yrs	Total
Land	0	0	0	0	0	0	0	0	0
Design	0	0	0	0	0	0	0	0	0
Construction	0	24,014	0	0	0	0	0	0	24,014
Equipment	0	0	0	0	0	0	0	0	0
TOTAL	0	24,014	0	0	0	0	0	0	24,014

REVENUES	Prior Years	Re-Estimate	2024-25	2025-26	2026-27	2027-28	2028-29	Future Yrs	Total
CMF	0	24,014	0	0	0	0	0	0	24,014
N/A	0	0	0	0	0	0	0	0	0
N/A	0	0	0	0	0	0	0	0	0
TOTAL	0	24,014	0	0	0	0	0	0	24,014

OPERATING BUDGET IMPACT	2024-25	2025-26	2026-27	2027-28	2028-29	Future Yrs	Total
	0	0	0	0	0	0	0

CITY OF PLANO

COMMUNITY INVESTMENT PROGRAM

Project Name: 94 - Fire Station 10

Project Number: 356945

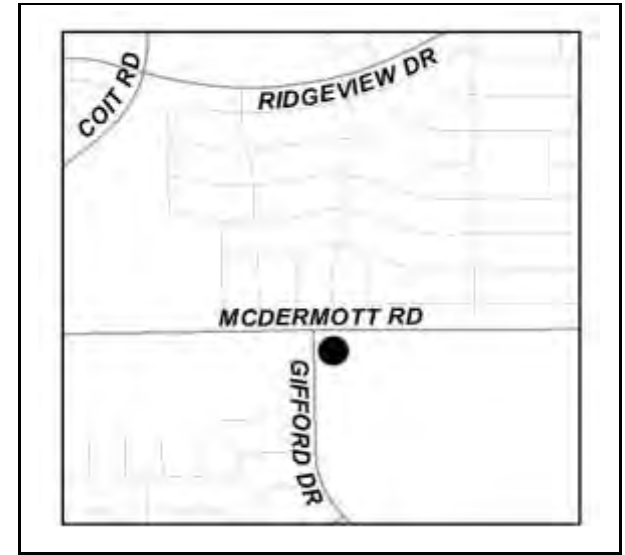
Start Date: Oct. 2025

Description:

Completion Date: Sep. 2029

Future routine repair and maintenance of fire station located at 3540 McDermott Road which was built in 1999. This facility covers 8,304 square feet with two apparatus bays and accomodates up to 8 personnel.

Project Numbers TBD



EXPENDITURES	Prior Years	Re-Estimate	2024-25	2025-26	2026-27	2027-28	2028-29	Future Yrs	Total
Land	0	0	0	0	0	0	0	0	0
Design	41,995	0	0	0	0	0	0	0	41,995
Construction	346,286	0	0	15,000	100,000	38,000	97,500	0	596,786
Equipment	12,759	0	0	0	0	0	0	0	12,759
TOTAL	401,040	0	0	15,000	100,000	38,000	97,500	0	651,540

REVENUES	Prior Years	Re-Estimate	2024-25	2025-26	2026-27	2027-28	2028-29	Future Yrs	Total
CMF	401,040	0	0	15,000	100,000	38,000	97,500	0	651,540
N/A	0	0	0	0	0	0	0	0	0
N/A	0	0	0	0	0	0	0	0	0
TOTAL	401,040	0	0	15,000	100,000	38,000	97,500	0	651,540

OPERATING BUDGET IMPACT	2024-25	2025-26	2026-27	2027-28	2028-29	Future Yrs	Total
	0	0	0	0	0	0	0

CITY OF PLANO

COMMUNITY INVESTMENT PROGRAM

Project Name: 94 - Fire Station 10 Generator

Project Number: 54548

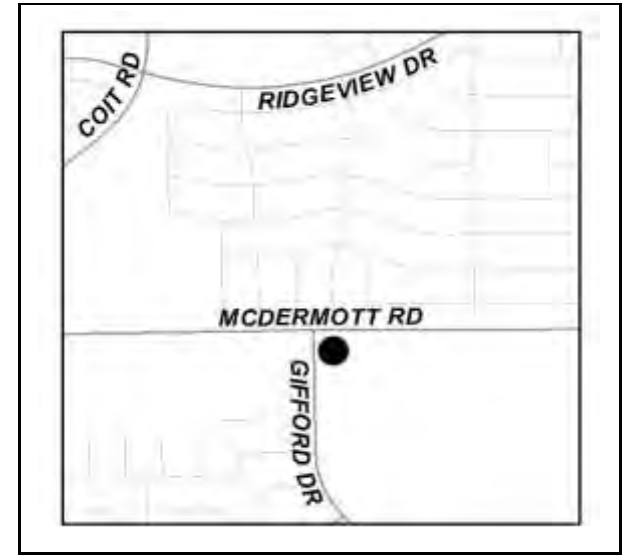
Start Date: Oct. 2021

Description:

Completion Date: Jun. 2024

Replace ATS and re-utilize generator to service entire fire station located at 3540 McDermott Road.

Project FAC-F-7427



EXPENDITURES	Prior Years	Re-Estimate	2024-25	2025-26	2026-27	2027-28	2028-29	Future Yrs	Total
Land	0	0	0	0	0	0	0	0	0
Design	0	0	0	0	0	0	0	0	0
Construction	19,802	2,780	0	0	0	0	0	0	22,582
Equipment	0	0	0	0	0	0	0	0	0
TOTAL	19,802	2,780	0	0	0	0	0	0	22,582

REVENUES	Prior Years	Re-Estimate	2024-25	2025-26	2026-27	2027-28	2028-29	Future Yrs	Total
CMF	19,802	2,780	0	0	0	0	0	0	22,582
N/A	0	0	0	0	0	0	0	0	0
N/A	0	0	0	0	0	0	0	0	0
TOTAL	19,802	2,780	0	0	0	0	0	0	22,582

OPERATING BUDGET IMPACT	2024-25	2025-26	2026-27	2027-28	2028-29	Future Yrs	Total
	0	0	0	0	0	0	0

CITY OF PLANO

COMMUNITY INVESTMENT PROGRAM

Project Name: 97 - Parr Library

Project Number: 356943

Start Date: Oct. 2026

Description:

Completion Date: Sep. 2028

Future routine repair and maintenance of facility located at 6200 Windhaven Parkway that was built in 2001 and covers 29,153 square feet.

Project Numbers TBD



EXPENDITURES	Prior Years	Re-Estimate	2024-25	2025-26	2026-27	2027-28	2028-29	Future Yrs	Total
Land	0	0	0	0	0	0	0	0	0
Design	45,170	0	0	0	0	0	0	0	45,170
Construction	236,687	0	0	0	60,000	340,000	0	0	636,687
Equipment	235,461	0	0	0	0	0	0	0	235,461
TOTAL	517,318	0	0	0	60,000	340,000	0	0	917,318

REVENUES	Prior Years	Re-Estimate	2024-25	2025-26	2026-27	2027-28	2028-29	Future Yrs	Total
CMF	517,318	0	0	0	60,000	340,000	0	0	917,318
N/A	0	0	0	0	0	0	0	0	0
N/A	0	0	0	0	0	0	0	0	0
TOTAL	517,318	0	0	0	60,000	340,000	0	0	917,318

OPERATING BUDGET IMPACT	2024-25	2025-26	2026-27	2027-28	2028-29	Future Yrs	Total
	0	0	0	0	0	0	0

CITY OF PLANO

COMMUNITY INVESTMENT PROGRAM

Project Name: 97 - Parr Library - Upgrade HVAC Controls
Project Number: 356022 **Start Date:** Oct. 2022
Description: **Completion Date:** Sep. 2024
 Upgrade HVAC Controls at the facility located at 6200 Windhaven Parkway
 Project FAC-F-0097



EXPENDITURES	Prior Years	Re-Estimate	2024-25	2025-26	2026-27	2027-28	2028-29	Future Yrs	Total
Land	0	0	0	0	0	0	0	0	0
Design	0	0	0	0	0	0	0	0	0
Construction	0	80,310	0	0	0	0	0	0	80,310
Equipment	0	0	0	0	0	0	0	0	0
TOTAL	0	80,310	0	0	0	0	0	0	80,310

REVENUES	Prior Years	Re-Estimate	2024-25	2025-26	2026-27	2027-28	2028-29	Future Yrs	Total
CMF	0	80,310	0	0	0	0	0	0	80,310
N/A	0	0	0	0	0	0	0	0	0
N/A	0	0	0	0	0	0	0	0	0
TOTAL	0	80,310	0	0	0	0	0	0	80,310

OPERATING BUDGET IMPACT	2024-25	2025-26	2026-27	2027-28	2028-29	Future Yrs	Total
	0	0	0	0	0	0	0

CITY OF PLANO

COMMUNITY INVESTMENT PROGRAM

Project Name: Access Control Systems

Project Number: 54518

Start Date: Oct. 2017

Description:

Completion Date: Sep. 2027

Upgrade Access Control Systems at various City of Plano facilities.

2021-22: Card Reader boards & software



EXPENDITURES	Prior Years	Re-Estimate	2024-25	2025-26	2026-27	2027-28	2028-29	Future Yrs	Total
Land	0	0	0	0	0	0	0	0	0
Design	4,130	0	0	0	0	0	0	0	4,130
Construction	603,049	0	0	0	0	0	0	0	603,049
Equipment	0	104,127	0	0	0	0	0	0	104,127
TOTAL	607,179	104,127	0	0	0	0	0	0	711,306

REVENUES	Prior Years	Re-Estimate	2024-25	2025-26	2026-27	2027-28	2028-29	Future Yrs	Total
CMF	607,179	104,127	0	0	0	0	0	0	711,306
N/A	0	0	0	0	0	0	0	0	0
N/A	0	0	0	0	0	0	0	0	0
TOTAL	607,179	104,127	0	0	0	0	0	0	711,306

OPERATING BUDGET IMPACT	2024-25	2025-26	2026-27	2027-28	2028-29	Future Yrs	Total
	0	0	0	0	0	0	0

CITY OF PLANO

COMMUNITY INVESTMENT PROGRAM

Project Name: Bldg #138 - Visit Plano

Project Number: 356934

Start Date: Oct. 2028

Description:

Completion Date: Sep. 2029

Future routine repair and maintenance of facility located at 7600 Windrose Ave, Suite G110

Project Numbers TBD



EXPENDITURES	Prior Years	Re-Estimate	2024-25	2025-26	2026-27	2027-28	2028-29	Future Yrs	Total
Land	0	0	0	0	0	0	0	0	0
Design	0	0	0	0	0	0	0	0	0
Construction	0	0	0	0	0	0	72,000	0	72,000
Equipment	0	0	0	0	0	0	0	0	0
TOTAL	0	0	0	0	0	0	72,000	0	72,000

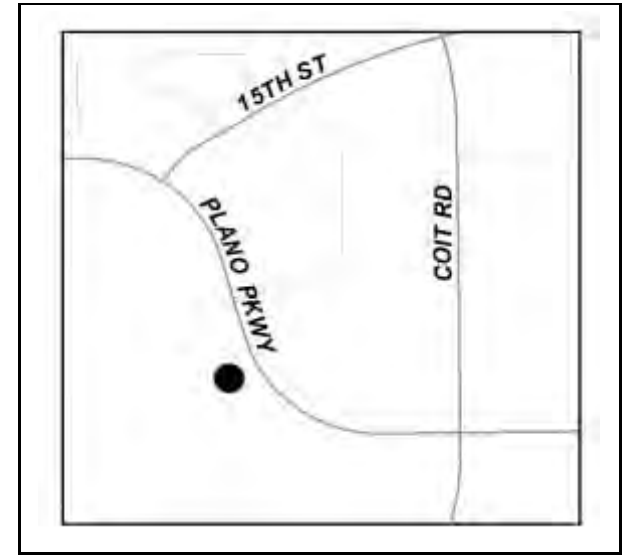
REVENUES	Prior Years	Re-Estimate	2024-25	2025-26	2026-27	2027-28	2028-29	Future Yrs	Total
CMF	0	0	0	0	0	0	72,000	0	72,000
N/A	0	0	0	0	0	0	0	0	0
N/A	0	0	0	0	0	0	0	0	0
TOTAL	0	0	0	0	0	0	72,000	0	72,000

OPERATING BUDGET IMPACT	2024-25	2025-26	2026-27	2027-28	2028-29	Future Yrs	Total
	0	0	0	0	0	0	0

CITY OF PLANO

COMMUNITY INVESTMENT PROGRAM

Project Name: Bldg #30 - Animal Shelter - Improve Drainage at Play Yard
Project Number: 356153 **Start Date:** Feb. 2024
Description: **Completion Date:** Sep. 2024
 Project FAC-F-00126



EXPENDITURES	Prior Years	Re-Estimate	2024-25	2025-26	2026-27	2027-28	2028-29	Future Yrs	Total
Land	0	0	0	0	0	0	0	0	0
Design	0	0	0	0	0	0	0	0	0
Construction	0	8,518	0	0	0	0	0	0	8,518
Equipment	0	0	0	0	0	0	0	0	0
TOTAL	0	8,518	0	0	0	0	0	0	8,518

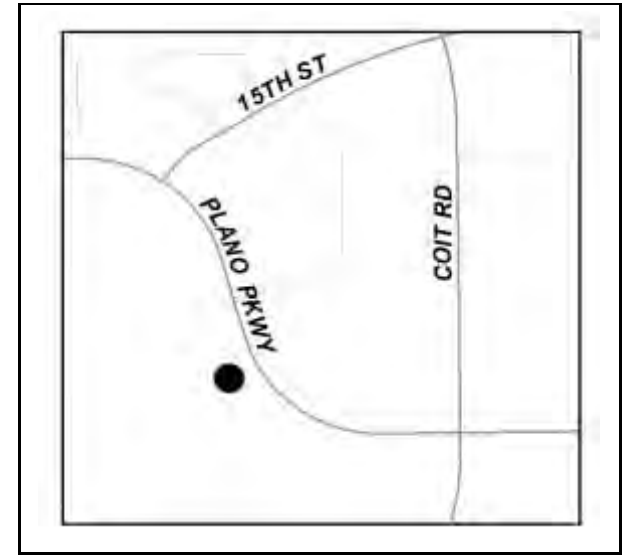
REVENUES	Prior Years	Re-Estimate	2024-25	2025-26	2026-27	2027-28	2028-29	Future Yrs	Total
CMF	0	8,518	0	0	0	0	0	0	8,518
N/A	0	0	0	0	0	0	0	0	0
N/A	0	0	0	0	0	0	0	0	0
TOTAL	0	8,518	0	0	0	0	0	0	8,518

OPERATING BUDGET IMPACT	2024-25	2025-26	2026-27	2027-28	2028-29	Future Yrs	Total
	0	0	0	0	0	0	0

CITY OF PLANO

COMMUNITY INVESTMENT PROGRAM

Project Name: Bldg #30 - Animal Shelter - Replace Incinerator Refractory
Project Number: 356150 **Start Date:** Feb. 2024
Description: **Completion Date:** Sep. 2024
 Replace Refractory
 Project FAC-F-00123



EXPENDITURES	Prior Years	Re-Estimate	2024-25	2025-26	2026-27	2027-28	2028-29	Future Yrs	Total
Land	0	0	0	0	0	0	0	0	0
Design	0	0	0	0	0	0	0	0	0
Construction	0	20,000	0	0	0	0	0	0	20,000
Equipment	0	0	0	0	0	0	0	0	0
TOTAL	0	20,000	0	0	0	0	0	0	20,000

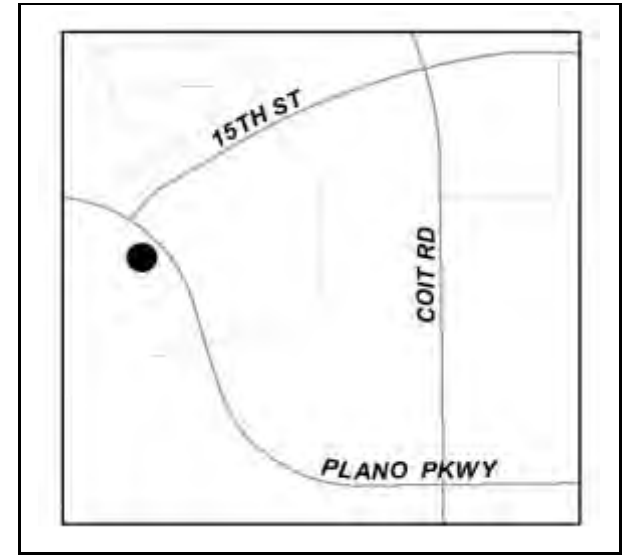
REVENUES	Prior Years	Re-Estimate	2024-25	2025-26	2026-27	2027-28	2028-29	Future Yrs	Total
CMF	0	20,000	0	0	0	0	0	0	20,000
N/A	0	0	0	0	0	0	0	0	0
N/A	0	0	0	0	0	0	0	0	0
TOTAL	0	20,000	0	0	0	0	0	0	20,000

OPERATING BUDGET IMPACT	2024-25	2025-26	2026-27	2027-28	2028-29	Future Yrs	Total
	0	0	0	0	0	0	0

CITY OF PLANO

COMMUNITY INVESTMENT PROGRAM

Project Name: Bldg #4 - Equip Serv - SEED - Office Furn
Project Number: 356161 **Start Date:** Apr. 2024
Description: **Completion Date:** Sep. 2024
 New Office Furniture
 Project FAC-F-00143



EXPENDITURES	Prior Years	Re-Estimate	2024-25	2025-26	2026-27	2027-28	2028-29	Future Yrs	Total
Land	0	0	0	0	0	0	0	0	0
Design	0	0	0	0	0	0	0	0	0
Construction	0	0	0	0	0	0	0	0	0
Equipment	0	12,013	0	0	0	0	0	0	12,013
TOTAL	0	12,013	0	0	0	0	0	0	12,013

REVENUES	Prior Years	Re-Estimate	2024-25	2025-26	2026-27	2027-28	2028-29	Future Yrs	Total
CMF	0	12,013	0	0	0	0	0	0	12,013
N/A	0	0	0	0	0	0	0	0	0
N/A	0	0	0	0	0	0	0	0	0
TOTAL	0	12,013	0	0	0	0	0	0	12,013

OPERATING BUDGET IMPACT	2024-25	2025-26	2026-27	2027-28	2028-29	Future Yrs	Total
	0	0	0	0	0	0	0

CITY OF PLANO

COMMUNITY INVESTMENT PROGRAM

Project Name: Bldg #45 - Liberty Recreation Center - Waterproofing

Project Number: 356158

Start Date: Apr. 2024

Description:

Completion Date: Sep. 2024

Water proofing improvements at East End

Project FAC-F-00131



EXPENDITURES	Prior Years	Re-Estimate	2024-25	2025-26	2026-27	2027-28	2028-29	Future Yrs	Total
Land	0	0	0	0	0	0	0	0	0
Design	0	0	0	0	0	0	0	0	0
Construction	0	21,189	0	0	0	0	0	0	21,189
Equipment	0	0	0	0	0	0	0	0	0
TOTAL	0	21,189	0	0	0	0	0	0	21,189

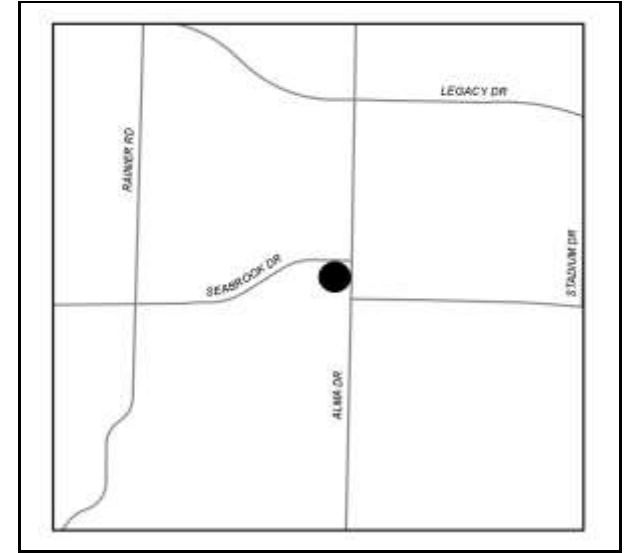
REVENUES	Prior Years	Re-Estimate	2024-25	2025-26	2026-27	2027-28	2028-29	Future Yrs	Total
CMF	0	21,189	0	0	0	0	0	0	21,189
N/A	0	0	0	0	0	0	0	0	0
N/A	0	0	0	0	0	0	0	0	0
TOTAL	0	21,189	0	0	0	0	0	0	21,189

OPERATING BUDGET IMPACT	2024-25	2025-26	2026-27	2027-28	2028-29	Future Yrs	Total
	0	0	0	0	0	0	0

CITY OF PLANO

COMMUNITY INVESTMENT PROGRAM

Project Name: Bldg #48 - Fire Stn 6 - Replace Water Heater
Project Number: 356144 **Start Date:** Nov. 2023
Description: Unplanned Project to replace water Heater **Completion Date:** Apr. 2024
 Project FAC-F-00117



EXPENDITURES	Prior Years	Re-Estimate	2024-25	2025-26	2026-27	2027-28	2028-29	Future Yrs	Total
Land	0	0	0	0	0	0	0	0	0
Design	0	0	0	0	0	0	0	0	0
Construction	0	11,484	0	0	0	0	0	0	11,484
Equipment	0	0	0	0	0	0	0	0	0
TOTAL	0	11,484	0	0	0	0	0	0	11,484

REVENUES	Prior Years	Re-Estimate	2024-25	2025-26	2026-27	2027-28	2028-29	Future Yrs	Total
CMF	0	11,484	0	0	0	0	0	0	11,484
N/A	0	0	0	0	0	0	0	0	0
N/A	0	0	0	0	0	0	0	0	0
TOTAL	0	11,484	0	0	0	0	0	0	11,484

OPERATING BUDGET IMPACT	2024-25	2025-26	2026-27	2027-28	2028-29	Future Yrs	Total
	0	0	0	0	0	0	0

CITY OF PLANO

COMMUNITY INVESTMENT PROGRAM

Project Name: Bldg #53 - Melissa Compost Facility

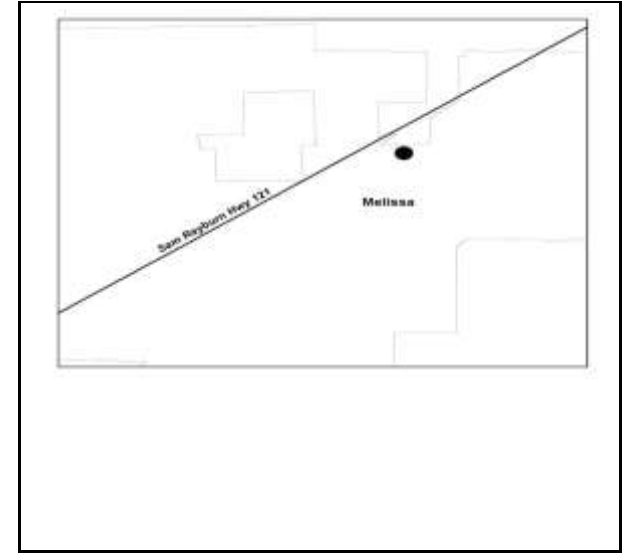
Project Number: 356975

Start Date: Oct. 2021

Description:

Completion Date: Sep. 2027

Routine repair and maintenance of facility located at 3820 Sam Rayburn Highway that was built in 2010 and covers 500 square feet.



EXPENDITURES	Prior Years	Re-Estimate	2024-25	2025-26	2026-27	2027-28	2028-29	Future Yrs	Total
Land	0	0	0	0	0	0	0	0	0
Design	0	0	0	0	0	0	0	0	0
Construction	0	0	0	0	1,000	0	0	0	1,000
Equipment	0	0	0	0	0	0	0	0	0
TOTAL	0	0	0	0	1,000	0	0	0	1,000

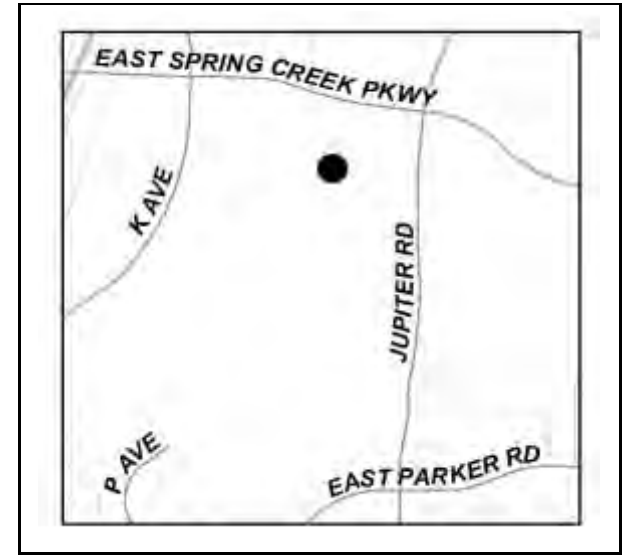
REVENUES	Prior Years	Re-Estimate	2024-25	2025-26	2026-27	2027-28	2028-29	Future Yrs	Total
CMF	0	0	0	0	1,000	0	0	0	1,000
N/A	0	0	0	0	0	0	0	0	0
N/A	0	0	0	0	0	0	0	0	0
TOTAL	0	0	0	0	1,000	0	0	0	1,000

OPERATING BUDGET IMPACT	2024-25	2025-26	2026-27	2027-28	2028-29	Future Yrs	Total
	0	0	0	0	0	0	0

CITY OF PLANO

COMMUNITY INVESTMENT PROGRAM

Project Name: Bldg #62 - Plano Event Center - Replace Sanitary Lines
Project Number: 356141 **Start Date:** Nov. 2023
Description: Replace Sanitary Sewer under Gang Restrooms **Completion Date:** Dec. 2024
 Project FAC-F-00115



EXPENDITURES	Prior Years	Re-Estimate	2024-25	2025-26	2026-27	2027-28	2028-29	Future Yrs	Total
Land	0	0	0	0	0	0	0	0	0
Design	0	0	0	0	0	0	0	0	0
Construction	0	70,936	0	0	0	0	0	0	70,936
Equipment	0	0	0	0	0	0	0	0	0
TOTAL	0	70,936	0	0	0	0	0	0	70,936

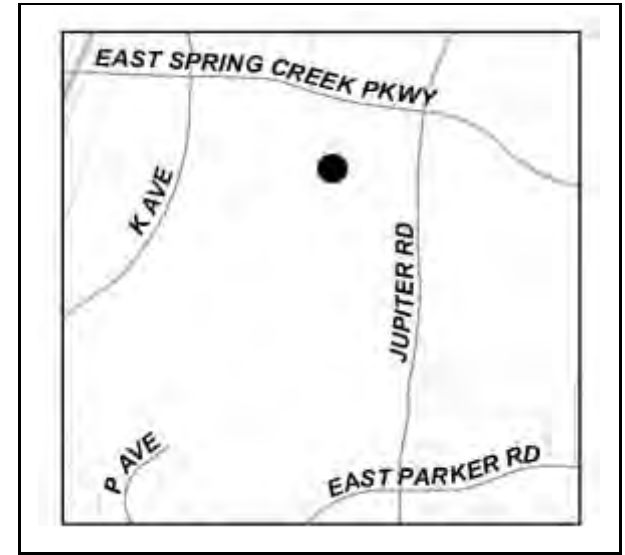
REVENUES	Prior Years	Re-Estimate	2024-25	2025-26	2026-27	2027-28	2028-29	Future Yrs	Total
CMF	0	70,936	0	0	0	0	0	0	70,936
N/A	0	0	0	0	0	0	0	0	0
N/A	0	0	0	0	0	0	0	0	0
TOTAL	0	70,936	0	0	0	0	0	0	70,936

OPERATING BUDGET IMPACT	2024-25	2025-26	2026-27	2027-28	2028-29	Future Yrs	Total
	0	0	0	0	0	0	0

CITY OF PLANO

COMMUNITY INVESTMENT PROGRAM

Project Name: Bldg #62 - Plano Event Center - Replace Two Water Heaters
Project Number: 356143 **Start Date:** Nov. 2023
Description: Unplanned project to replace tow water heaters **Completion Date:** Jan. 2024
 Project FAC-F-00116



EXPENDITURES	Prior Years	Re-Estimate	2024-25	2025-26	2026-27	2027-28	2028-29	Future Yrs	Total
Land	0	0	0	0	0	0	0	0	0
Design	0	0	0	0	0	0	0	0	0
Construction	0	8,576	0	0	0	0	0	0	8,576
Equipment	0	0	0	0	0	0	0	0	0
TOTAL	0	8,576	0	0	0	0	0	0	8,576

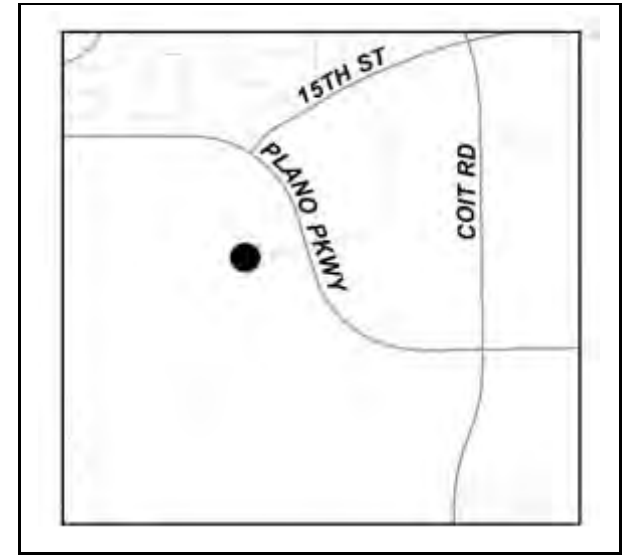
REVENUES	Prior Years	Re-Estimate	2024-25	2025-26	2026-27	2027-28	2028-29	Future Yrs	Total
CMF	0	8,576	0	0	0	0	0	0	8,576
N/A	0	0	0	0	0	0	0	0	0
N/A	0	0	0	0	0	0	0	0	0
TOTAL	0	8,576	0	0	0	0	0	0	8,576

OPERATING BUDGET IMPACT	2024-25	2025-26	2026-27	2027-28	2028-29	Future Yrs	Total
	0	0	0	0	0	0	0

CITY OF PLANO

COMMUNITY INVESTMENT PROGRAM

Project Name: Bldg #68 - Warehouse - Install Generator
Project Number: 356159 **Start Date:** Apr. 2024
Description: **Completion Date:** Sep. 2026
 Install Generator reclaimed for Parkway/Fleet
 Project FAC-F-00141



EXPENDITURES	Prior Years	Re-Estimate	2024-25	2025-26	2026-27	2027-28	2028-29	Future Yrs	Total
Land	0	0	0	0	0	0	0	0	0
Design	0	0	0	0	0	0	0	0	0
Construction	0	0	10,000	75,000	0	0	0	0	85,000
Equipment	0	0	0	0	0	0	0	0	0
TOTAL	0	0	10,000	75,000	0	0	0	0	85,000

REVENUES	Prior Years	Re-Estimate	2024-25	2025-26	2026-27	2027-28	2028-29	Future Yrs	Total
CMF	0	0	10,000	75,000	0	0	0	0	85,000
N/A	0	0	0	0	0	0	0	0	0
N/A	0	0	0	0	0	0	0	0	0
TOTAL	0	0	10,000	75,000	0	0	0	0	85,000

OPERATING BUDGET IMPACT	2024-25	2025-26	2026-27	2027-28	2028-29	Future Yrs	Total
	0	0	0	0	0	0	0

CITY OF PLANO

COMMUNITY INVESTMENT PROGRAM

Project Name: Bldg #71 & 89 - Temp Video Surveillance at Chamber(s)
Project Number: 356148 **Start Date:** Dec. 2023
Description: **Completion Date:** Apr. 2024
 Add temporary Video Surveillance Cameras
 Project FAC-F-00120



EXPENDITURES	Prior Years	Re-Estimate	2024-25	2025-26	2026-27	2027-28	2028-29	Future Yrs	Total
Land	0	0	0	0	0	0	0	0	0
Design	0	0	0	0	0	0	0	0	0
Construction	0	0	0	0	0	0	0	0	0
Equipment	0	12,625	0	0	0	0	0	0	12,625
TOTAL	0	12,625	0	0	0	0	0	0	12,625

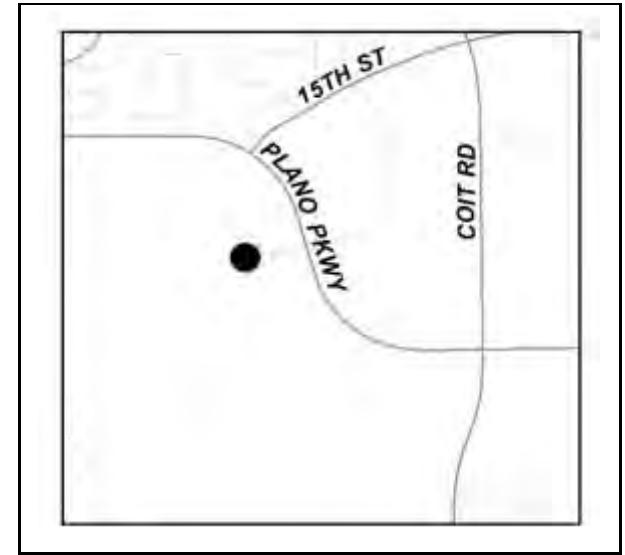
REVENUES	Prior Years	Re-Estimate	2024-25	2025-26	2026-27	2027-28	2028-29	Future Yrs	Total
CMF	0	12,625	0	0	0	0	0	0	12,625
N/A	0	0	0	0	0	0	0	0	0
N/A	0	0	0	0	0	0	0	0	0
TOTAL	0	12,625	0	0	0	0	0	0	12,625

OPERATING BUDGET IMPACT	2024-25	2025-26	2026-27	2027-28	2028-29	Future Yrs	Total
	0	0	0	0	0	0	0

CITY OF PLANO

COMMUNITY INVESTMENT PROGRAM

Project Name: Bldg #74 - Gerald P Cosgrove Public Works Service Center
Project Number: 356149 **Start Date:** Dec. 2023
Description: **Completion Date:** Sep. 2024
 Renaming of Parkway Services & install lighting
 Project FAC-F-00122



EXPENDITURES	Prior Years	Re-Estimate	2024-25	2025-26	2026-27	2027-28	2028-29	Future Yrs	Total
Land	0	0	0	0	0	0	0	0	0
Design	0	0	0	0	0	0	0	0	0
Construction	0	27,709	0	0	0	0	0	0	27,709
Equipment	0	0	0	0	0	0	0	0	0
TOTAL	0	27,709	0	0	0	0	0	0	27,709

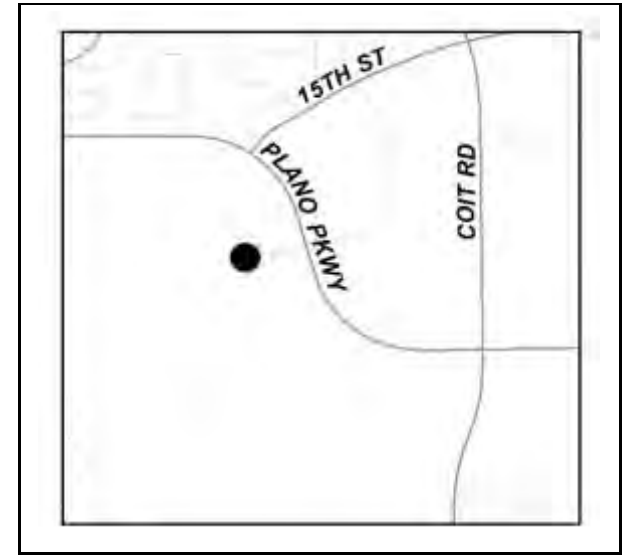
REVENUES	Prior Years	Re-Estimate	2024-25	2025-26	2026-27	2027-28	2028-29	Future Yrs	Total
CMF	0	27,709	0	0	0	0	0	0	27,709
N/A	0	0	0	0	0	0	0	0	0
N/A	0	0	0	0	0	0	0	0	0
TOTAL	0	27,709	0	0	0	0	0	0	27,709

OPERATING BUDGET IMPACT	2024-25	2025-26	2026-27	2027-28	2028-29	Future Yrs	Total
	0	0	0	0	0	0	0

CITY OF PLANO

COMMUNITY INVESTMENT PROGRAM

Project Name: Bldg #74 - Parkway Operations - Replace Fire Alarm
Project Number: 356152 **Start Date:** Feb. 2024
Description: **Completion Date:** Sep. 2024
 Replace Fire alarm panel
 Project #FAC-F-00125



EXPENDITURES	Prior Years	Re-Estimate	2024-25	2025-26	2026-27	2027-28	2028-29	Future Yrs	Total
Land	0	0	0	0	0	0	0	0	0
Design	0	0	0	0	0	0	0	0	0
Construction	0	29,250	0	0	0	0	0	0	29,250
Equipment	0	0	0	0	0	0	0	0	0
TOTAL	0	29,250	0	0	0	0	0	0	29,250

REVENUES	Prior Years	Re-Estimate	2024-25	2025-26	2026-27	2027-28	2028-29	Future Yrs	Total
CMF	0	29,250	0	0	0	0	0	0	29,250
N/A	0	0	0	0	0	0	0	0	0
N/A	0	0	0	0	0	0	0	0	0
TOTAL	0	29,250	0	0	0	0	0	0	29,250

OPERATING BUDGET IMPACT	2024-25	2025-26	2026-27	2027-28	2028-29	Future Yrs	Total
	0	0	0	0	0	0	0

CITY OF PLANO

COMMUNITY INVESTMENT PROGRAM

Project Name: Bldg #75 - Parkway Car Wash

Project Number: 356957

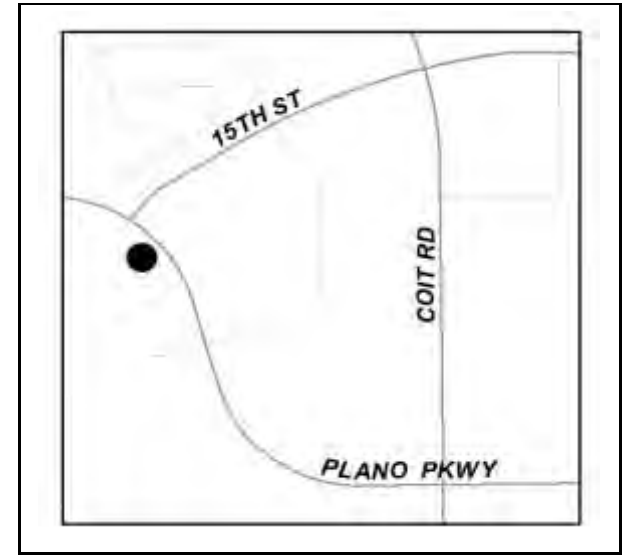
Start Date: Oct. 2026

Description:

Completion Date: Sep. 2028

Future routine repair and maintenance of facility located at 4120 W. Plano Pkwy.

Project Numbers TBD



EXPENDITURES	Prior Years	Re-Estimate	2024-25	2025-26	2026-27	2027-28	2028-29	Future Yrs	Total
Land	0	0	0	0	0	0	0	0	0
Design	0	0	0	0	0	0	0	0	0
Construction	0	0	0	0	75,000	75,000	0	0	150,000
Equipment	0	0	0	0	0	0	0	0	0
TOTAL	0	0	0	0	75,000	75,000	0	0	150,000

REVENUES	Prior Years	Re-Estimate	2024-25	2025-26	2026-27	2027-28	2028-29	Future Yrs	Total
CMF	0	0	0	0	75,000	75,000	0	0	150,000
N/A	0	0	0	0	0	0	0	0	0
N/A	0	0	0	0	0	0	0	0	0
TOTAL	0	0	0	0	75,000	75,000	0	0	150,000

OPERATING BUDGET IMPACT	2024-25	2025-26	2026-27	2027-28	2028-29	Future Yrs	Total
	0	0	0	0	0	0	0

CITY OF PLANO

COMMUNITY INVESTMENT PROGRAM

Project Name: Bldg #79 - Fire Station 8 - Create Private Room
Project Number: 356160 **Start Date:** Apr. 2024
Description: **Completion Date:** Sep. 2024
 Project FAC-F-00142



EXPENDITURES	Prior Years	Re-Estimate	2024-25	2025-26	2026-27	2027-28	2028-29	Future Yrs	Total
Land	0	0	0	0	0	0	0	0	0
Design	0	0	0	0	0	0	0	0	0
Construction	0	9,059	0	0	0	0	0	0	9,059
Equipment	0	0	0	0	0	0	0	0	0
TOTAL	0	9,059	0	0	0	0	0	0	9,059

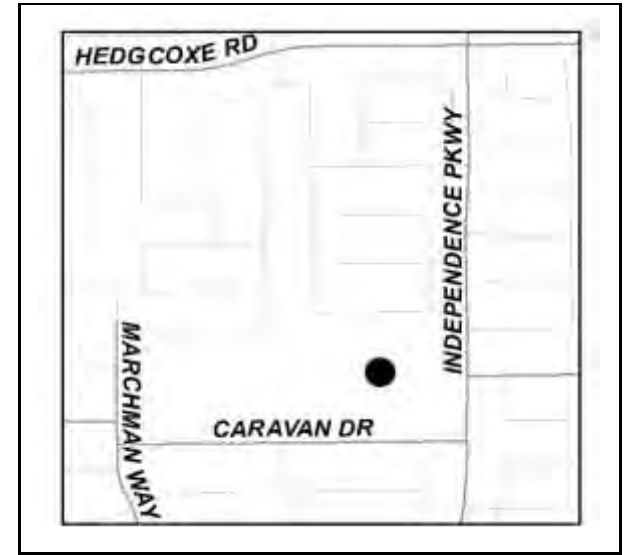
REVENUES	Prior Years	Re-Estimate	2024-25	2025-26	2026-27	2027-28	2028-29	Future Yrs	Total
CMF	0	9,059	0	0	0	0	0	0	9,059
N/A	0	0	0	0	0	0	0	0	0
N/A	0	0	0	0	0	0	0	0	0
TOTAL	0	9,059	0	0	0	0	0	0	9,059

OPERATING BUDGET IMPACT	2024-25	2025-26	2026-27	2027-28	2028-29	Future Yrs	Total
	0	0	0	0	0	0	0

CITY OF PLANO

COMMUNITY INVESTMENT PROGRAM

Project Name: Bldg #89 - Davis Library - Replace Duct Detectors
Project Number: 356155 **Start Date:** Feb. 2024
Description: **Completion Date:** Sep. 2024
 Project FAC-F-00128



EXPENDITURES	Prior Years	Re-Estimate	2024-25	2025-26	2026-27	2027-28	2028-29	Future Yrs	Total
Land	0	0	0	0	0	0	0	0	0
Design	0	0	0	0	0	0	0	0	0
Construction	0	8,990	0	0	0	0	0	0	8,990
Equipment	0	0	0	0	0	0	0	0	0
TOTAL	0	8,990	0	0	0	0	0	0	8,990

REVENUES	Prior Years	Re-Estimate	2024-25	2025-26	2026-27	2027-28	2028-29	Future Yrs	Total
CMF	0	8,990	0	0	0	0	0	0	8,990
N/A	0	0	0	0	0	0	0	0	0
N/A	0	0	0	0	0	0	0	0	0
TOTAL	0	8,990	0	0	0	0	0	0	8,990

OPERATING BUDGET IMPACT	2024-25	2025-26	2026-27	2027-28	2028-29	Future Yrs	Total
	0	0	0	0	0	0	0

CITY OF PLANO

COMMUNITY INVESTMENT PROGRAM

Project Name: Bldg #95 - Heritage Yard Baseball

Project Number: 356944

Start Date: Oct. 2026

Description:

Completion Date: Sep. 2027

Future routine repair and maintenance of facility located at 4525 Hedgecoxe Rd.

Project Numbers TBD



EXPENDITURES	Prior Years	Re-Estimate	2024-25	2025-26	2026-27	2027-28	2028-29	Future Yrs	Total
Land	0	0	0	0	0	0	0	0	0
Design	0	0	0	0	0	0	0	0	0
Construction	0	0	0	0	15,000	0	0	0	15,000
Equipment	0	0	0	0	0	0	0	0	0
TOTAL	0	0	0	0	15,000	0	0	0	15,000

REVENUES	Prior Years	Re-Estimate	2024-25	2025-26	2026-27	2027-28	2028-29	Future Yrs	Total
CMF	0	0	0	0	15,000	0	0	0	15,000
N/A	0	0	0	0	0	0	0	0	0
N/A	0	0	0	0	0	0	0	0	0
TOTAL	0	0	0	0	15,000	0	0	0	15,000

OPERATING BUDGET IMPACT	2024-25	2025-26	2026-27	2027-28	2028-29	Future Yrs	Total
	0	0	0	0	0	0	0

CITY OF PLANO

COMMUNITY INVESTMENT PROGRAM

Project Name: City Wide - May 28 Storm Damage

Project Number: 356165

Start Date: Jun. 2024

Description:

Completion Date: Jan. 2025

Project to charge costs from the storm on and around 5/28

Project FAC-F-00148



EXPENDITURES	Prior Years	Re-Estimate	2024-25	2025-26	2026-27	2027-28	2028-29	Future Yrs	Total
Land	0	0	0	0	0	0	0	0	0
Design	0	0	0	0	0	0	0	0	0
Construction	0	100,000	0	0	0	0	0	0	100,000
Equipment	0	0	0	0	0	0	0	0	0
TOTAL	0	100,000	0	0	0	0	0	0	100,000

REVENUES	Prior Years	Re-Estimate	2024-25	2025-26	2026-27	2027-28	2028-29	Future Yrs	Total
CMF	0	100,000	0	0	0	0	0	0	100,000
N/A	0	0	0	0	0	0	0	0	0
N/A	0	0	0	0	0	0	0	0	0
TOTAL	0	100,000	0	0	0	0	0	0	100,000

OPERATING BUDGET IMPACT	2024-25	2025-26	2026-27	2027-28	2028-29	Future Yrs	Total
	0	0	0	0	0	0	0

CITY OF PLANO

COMMUNITY INVESTMENT PROGRAM

Project Name: City Wide - ADA Compliance

Project Number: 356106

Start Date: Oct. 2023

Description:

Project FAC-F-00079

Completion Date: Sep. 2025

(Migrated from previous account #54401)



EXPENDITURES	Prior Years	Re-Estimate	2024-25	2025-26	2026-27	2027-28	2028-29	Future Yrs	Total
Land	0	0	0	0	0	0	0	0	0
Design	0	0	0	0	0	0	0	0	0
Construction	25,537	0	30,000	0	0	0	0	0	55,537
Equipment	0	0	0	0	0	0	0	0	0
TOTAL	25,537	0	30,000	0	0	0	0	0	55,537

REVENUES	Prior Years	Re-Estimate	2024-25	2025-26	2026-27	2027-28	2028-29	Future Yrs	Total
CMF	25,537	0	30,000	0	0	0	0	0	55,537
N/A	0	0	0	0	0	0	0	0	0
N/A	0	0	0	0	0	0	0	0	0
TOTAL	25,537	0	30,000	0	0	0	0	0	55,537

OPERATING BUDGET IMPACT	2024-25	2025-26	2026-27	2027-28	2028-29	Future Yrs	Total
	0	0	0	0	0	0	0

CITY OF PLANO

COMMUNITY INVESTMENT PROGRAM

Project Name: City Wide - Asbestos Testing and Removal

Project Number: 356103

Start Date: Oct. 2023

Description:

Completion Date: Sep. 2025

Project FAC-F-00076



EXPENDITURES	Prior Years	Re-Estimate	2024-25	2025-26	2026-27	2027-28	2028-29	Future Yrs	Total
Land	0	0	0	0	0	0	0	0	0
Design	3,285	34,375	35,000	0	0	0	0	0	72,660
Construction	31,363	0	0	0	0	0	0	0	31,363
Equipment	0	0	0	0	0	0	0	0	0
TOTAL	34,648	34,375	35,000	0	0	0	0	0	104,023

REVENUES	Prior Years	Re-Estimate	2024-25	2025-26	2026-27	2027-28	2028-29	Future Yrs	Total
CMF	34,648	34,375	35,000	0	0	0	0	0	104,023
N/A	0	0	0	0	0	0	0	0	0
N/A	0	0	0	0	0	0	0	0	0
TOTAL	34,648	34,375	35,000	0	0	0	0	0	104,023

OPERATING BUDGET IMPACT	2024-25	2025-26	2026-27	2027-28	2028-29	Future Yrs	Total
	0	0	0	0	0	0	0

CITY OF PLANO

COMMUNITY INVESTMENT PROGRAM

Project Name: City Wide - Drinking Fountain Replacement
Project Number: 356104 **Start Date:** Oct. 2023
Description: **Completion Date:** Sep. 2025
 Project FAC-F-00077



EXPENDITURES	Prior Years	Re-Estimate	2024-25	2025-26	2026-27	2027-28	2028-29	Future Yrs	Total
Land	0	0	0	0	0	0	0	0	0
Design	0	0	0	0	0	0	0	0	0
Construction	20,092	10,023	20,000	0	0	0	0	0	50,115
Equipment	0	0	0	0	0	0	0	0	0
TOTAL	20,092	10,023	20,000	0	0	0	0	0	50,115

REVENUES	Prior Years	Re-Estimate	2024-25	2025-26	2026-27	2027-28	2028-29	Future Yrs	Total
CMF	20,092	10,023	20,000	0	0	0	0	0	50,115
N/A	0	0	0	0	0	0	0	0	0
N/A	0	0	0	0	0	0	0	0	0
TOTAL	20,092	10,023	20,000	0	0	0	0	0	50,115

OPERATING BUDGET IMPACT	2024-25	2025-26	2026-27	2027-28	2028-29	Future Yrs	Total
	0	0	0	0	0	0	0

CITY OF PLANO

COMMUNITY INVESTMENT PROGRAM

Project Name: City Wide - Energy Reduction

Project Number: 356105

Start Date: Oct. 2023

Description:

Project FAC-F-00078

Completion Date: Sep. 2025

(Migrated from previous account #54403)



EXPENDITURES	Prior Years	Re-Estimate	2024-25	2025-26	2026-27	2027-28	2028-29	Future Yrs	Total
Land	0	0	0	0	0	0	0	0	0
Design	0	0	0	0	0	0	0	0	0
Construction	64,474	45,572	50,000	0	0	0	0	0	160,046
Equipment	0	0	0	0	0	0	0	0	0
TOTAL	64,474	45,572	50,000	0	0	0	0	0	160,046

REVENUES	Prior Years	Re-Estimate	2024-25	2025-26	2026-27	2027-28	2028-29	Future Yrs	Total
CMF	64,474	45,572	50,000	0	0	0	0	0	160,046
N/A	0	0	0	0	0	0	0	0	0
N/A	0	0	0	0	0	0	0	0	0
TOTAL	64,474	45,572	50,000	0	0	0	0	0	160,046

OPERATING BUDGET IMPACT	2024-25	2025-26	2026-27	2027-28	2028-29	Future Yrs	Total
	0	0	0	0	0	0	0

CITY OF PLANO

COMMUNITY INVESTMENT PROGRAM

Project Name: City Wide - Maint Costs for Solar Equipment
Project Number: 356111 **Start Date:** Oct. 2023
Description: **Completion Date:** Sep. 2025
 Maintenance Costs for Solar Equipment
 Project FAC-F-00084



EXPENDITURES	Prior Years	Re-Estimate	2024-25	2025-26	2026-27	2027-28	2028-29	Future Yrs	Total
Land	0	0	0	0	0	0	0	0	0
Design	0	0	0	0	0	0	0	0	0
Construction	0	0	75,000	0	0	0	0	0	75,000
Equipment	0	0	0	0	0	0	0	0	0
TOTAL	0	0	75,000	0	0	0	0	0	75,000

REVENUES	Prior Years	Re-Estimate	2024-25	2025-26	2026-27	2027-28	2028-29	Future Yrs	Total
CMF	0	0	75,000	0	0	0	0	0	75,000
N/A	0	0	0	0	0	0	0	0	0
N/A	0	0	0	0	0	0	0	0	0
TOTAL	0	0	75,000	0	0	0	0	0	75,000

OPERATING BUDGET IMPACT	2024-25	2025-26	2026-27	2027-28	2028-29	Future Yrs	Total
	0	0	0	0	0	0	0

CITY OF PLANO

COMMUNITY INVESTMENT PROGRAM

Project Name: City Wide - Mold Testing and Abatement

Project Number: 356107

Start Date: Oct. 2023

Description:

Completion Date: Sep. 2026

Project FAC-F-00080



EXPENDITURES	Prior Years	Re-Estimate	2024-25	2025-26	2026-27	2027-28	2028-29	Future Yrs	Total
Land	0	0	0	0	0	0	0	0	0
Design	0	0	0	0	0	0	0	0	0
Construction	19,485	45,691	50,000	103,067	0	0	0	0	218,243
Equipment	0	0	0	0	0	0	0	0	0
TOTAL	19,485	45,691	50,000	103,067	0	0	0	0	218,243

REVENUES	Prior Years	Re-Estimate	2024-25	2025-26	2026-27	2027-28	2028-29	Future Yrs	Total
CMF	19,485	45,691	50,000	103,067	0	0	0	0	218,243
N/A	0	0	0	0	0	0	0	0	0
N/A	0	0	0	0	0	0	0	0	0
TOTAL	19,485	45,691	50,000	103,067	0	0	0	0	218,243

OPERATING BUDGET IMPACT	2024-25	2025-26	2026-27	2027-28	2028-29	Future Yrs	Total
	0	0	0	0	0	0	0

CITY OF PLANO

COMMUNITY INVESTMENT PROGRAM

Project Name: City Wide - Replace Overhead Door Operators
Project Number: 356140 **Start Date:** Oct. 2023
Description: **Completion Date:** Sep. 2025
 Ongoing need to replace door openers across the city.
 Project FAC-F-00114



EXPENDITURES	Prior Years	Re-Estimate	2024-25	2025-26	2026-27	2027-28	2028-29	Future Yrs	Total
Land	0	0	0	0	0	0	0	0	0
Design	0	0	0	0	0	0	0	0	0
Construction	0	35,000	40,000	0	0	0	0	0	75,000
Equipment	0	0	0	0	0	0	0	0	0
TOTAL	0	35,000	40,000	0	0	0	0	0	75,000

REVENUES	Prior Years	Re-Estimate	2024-25	2025-26	2026-27	2027-28	2028-29	Future Yrs	Total
CMF	0	35,000	40,000	0	0	0	0	0	75,000
N/A	0	0	0	0	0	0	0	0	0
N/A	0	0	0	0	0	0	0	0	0
TOTAL	0	35,000	40,000	0	0	0	0	0	75,000

OPERATING BUDGET IMPACT	2024-25	2025-26	2026-27	2027-28	2028-29	Future Yrs	Total
	0	0	0	0	0	0	0

CITY OF PLANO

COMMUNITY INVESTMENT PROGRAM

Project Name: City Wide - Sanitary Sewer Inspections

Project Number: 356102

Start Date: Oct. 2023

Description:

Completion Date: Sep. 2025

City Wide - Sanitary Sewer Inspections

Project FAC-F-00075



EXPENDITURES	Prior Years	Re-Estimate	2024-25	2025-26	2026-27	2027-28	2028-29	Future Yrs	Total
Land	0	0	0	0	0	0	0	0	0
Design	0	0	0	0	0	0	0	0	0
Construction	0	0	25,000	0	0	0	0	0	25,000
Equipment	0	0	0	0	0	0	0	0	0
TOTAL	0	0	25,000	0	0	0	0	0	25,000

REVENUES	Prior Years	Re-Estimate	2024-25	2025-26	2026-27	2027-28	2028-29	Future Yrs	Total
CMF	0	0	25,000	0	0	0	0	0	25,000
N/A	0	0	0	0	0	0	0	0	0
N/A	0	0	0	0	0	0	0	0	0
TOTAL	0	0	25,000	0	0	0	0	0	25,000

OPERATING BUDGET IMPACT	2024-25	2025-26	2026-27	2027-28	2028-29	Future Yrs	Total
	0	0	0	0	0	0	0

CITY OF PLANO

COMMUNITY INVESTMENT PROGRAM

Project Name: Citywide - All Fire Stations: Replace Overhead Doors

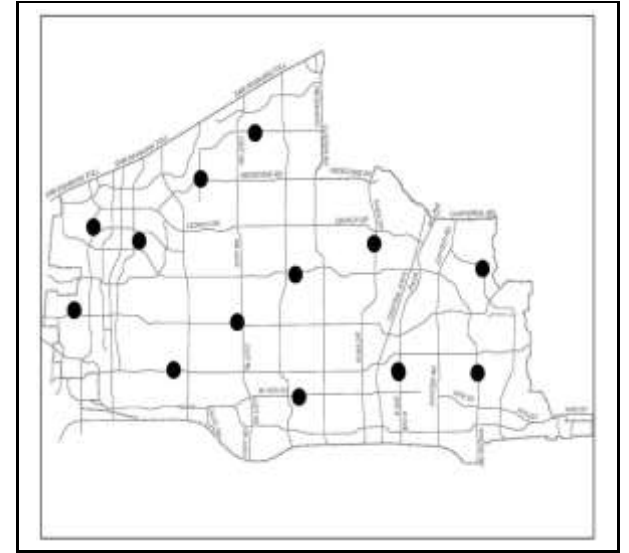
Project Number: 54523

Start Date: Oct. 2024

Description:

Completion Date: Sep. 2026

Replace remote overhead door opening systems at all fire stations



EXPENDITURES	Prior Years	Re-Estimate	2024-25	2025-26	2026-27	2027-28	2028-29	Future Yrs	Total
Land	0	0	0	0	0	0	0	0	0
Design	0	0	0	0	0	0	0	0	0
Construction	0	0	35,000	290,000	0	0	0	0	325,000
Equipment	0	0	0	0	0	0	0	0	0
TOTAL	0	0	35,000	290,000	0	0	0	0	325,000

REVENUES	Prior Years	Re-Estimate	2024-25	2025-26	2026-27	2027-28	2028-29	Future Yrs	Total
CMF	0	0	35,000	290,000	0	0	0	0	325,000
N/A	0	0	0	0	0	0	0	0	0
N/A	0	0	0	0	0	0	0	0	0
TOTAL	0	0	35,000	290,000	0	0	0	0	325,000

OPERATING BUDGET IMPACT	2024-25	2025-26	2026-27	2027-28	2028-29	Future Yrs	Total
	0	0	0	0	0	0	0

CITY OF PLANO

COMMUNITY INVESTMENT PROGRAM

Project Name: Citywide - Building Modification Requests
Project Number: 356930 **Start Date:** Oct. 2025
Description: **Completion Date:** Sep. 2029
 Future project.
 Project Number TBD



EXPENDITURES	Prior Years	Re-Estimate	2024-25	2025-26	2026-27	2027-28	2028-29	Future Yrs	Total
Land	0	0	0	0	0	0	0	0	0
Design	0	0	0	0	0	0	0	0	0
Construction	0	0	0	330,000	2,233,000	2,456,300	2,701,930	0	7,721,230
Equipment	0	0	0	0	0	0	0	0	0
TOTAL	0	0	0	330,000	2,233,000	2,456,300	2,701,930	0	7,721,230

REVENUES	Prior Years	Re-Estimate	2024-25	2025-26	2026-27	2027-28	2028-29	Future Yrs	Total
CMF	0	0	0	330,000	2,233,000	2,456,300	2,701,930	0	7,721,230
N/A	0	0	0	0	0	0	0	0	0
N/A	0	0	0	0	0	0	0	0	0
TOTAL	0	0	0	330,000	2,233,000	2,456,300	2,701,930	0	7,721,230

OPERATING BUDGET IMPACT	2024-25	2025-26	2026-27	2027-28	2028-29	Future Yrs	Total
	0	0	0	0	0	0	0

CITY OF PLANO

COMMUNITY INVESTMENT PROGRAM

Project Name: Citywide - Camera Sewer Inspection

Project Number: 356929

Start Date: Oct. 2025

Description:

Completion Date: Sep. 2029

Future project.

Project Number TBD



EXPENDITURES	Prior Years	Re-Estimate	2024-25	2025-26	2026-27	2027-28	2028-29	Future Yrs	Total
Land	0	0	0	0	0	0	0	0	0
Design	0	0	0	0	0	0	0	0	0
Construction	0	0	0	50,000	0	0	25,000	0	75,000
Equipment	0	0	0	0	0	0	0	0	0
TOTAL	0	0	0	50,000	0	0	25,000	0	75,000

REVENUES	Prior Years	Re-Estimate	2024-25	2025-26	2026-27	2027-28	2028-29	Future Yrs	Total
CMF	0	0	0	50,000	0	0	25,000	0	75,000
N/A	0	0	0	0	0	0	0	0	0
N/A	0	0	0	0	0	0	0	0	0
TOTAL	0	0	0	50,000	0	0	25,000	0	75,000

OPERATING BUDGET IMPACT	2024-25	2025-26	2026-27	2027-28	2028-29	Future Yrs	Total
	0	0	0	0	0	0	0

CITY OF PLANO

COMMUNITY INVESTMENT PROGRAM

Project Name: Citywide - Department Position Request Support
Project Number: 356920 **Start Date:** Oct. 2025
Description: **Completion Date:** Sep. 2029
 Future project.
 Project Number TBD



EXPENDITURES	Prior Years	Re-Estimate	2024-25	2025-26	2026-27	2027-28	2028-29	Future Yrs	Total
Land	0	0	0	0	0	0	0	0	0
Design	0	0	0	0	0	0	0	0	0
Construction	0	0	0	75,000	507,500	558,250	614,075	0	1,754,825
Equipment	0	0	0	0	0	0	0	0	0
TOTAL	0	0	0	75,000	507,500	558,250	614,075	0	1,754,825

REVENUES	Prior Years	Re-Estimate	2024-25	2025-26	2026-27	2027-28	2028-29	Future Yrs	Total
CMF	0	0	0	75,000	507,500	558,250	614,075	0	1,754,825
N/A	0	0	0	0	0	0	0	0	0
N/A	0	0	0	0	0	0	0	0	0
TOTAL	0	0	0	75,000	507,500	558,250	614,075	0	1,754,825

OPERATING BUDGET IMPACT	2024-25	2025-26	2026-27	2027-28	2028-29	Future Yrs	Total
	0	0	0	0	0	0	0

CITY OF PLANO

COMMUNITY INVESTMENT PROGRAM

Project Name: Citywide - Drinking Fountain Replacement

Project Number: 356928

Start Date: Oct. 2025

Description:

Completion Date: Sep. 2029

Future project

Project Numbers TBD



EXPENDITURES	Prior Years	Re-Estimate	2024-25	2025-26	2026-27	2027-28	2028-29	Future Yrs	Total
Land	0	0	0	0	0	0	0	0	0
Design	0	0	0	0	0	0	0	0	0
Construction	0	0	0	70,000	35,000	35,000	35,000	0	175,000
Equipment	0	0	0	0	0	0	0	0	0
TOTAL	0	0	0	70,000	35,000	35,000	35,000	0	175,000

REVENUES	Prior Years	Re-Estimate	2024-25	2025-26	2026-27	2027-28	2028-29	Future Yrs	Total
N/A	0	0	0	70,000	35,000	35,000	35,000	0	175,000
N/A	0	0	0	0	0	0	0	0	0
N/A	0	0	0	0	0	0	0	0	0
TOTAL	0	0	0	70,000	35,000	35,000	35,000	0	175,000

OPERATING BUDGET IMPACT	2024-25	2025-26	2026-27	2027-28	2028-29	Future Yrs	Total
	0	0	0	0	0	0	0

CITY OF PLANO

COMMUNITY INVESTMENT PROGRAM

Project Name: Citywide - Energy Reduction Projects

Project Number: 356927

Start Date: Oct. 2025

Description:

Completion Date: Sep. 2029

Future project

Project Numbers TBD



EXPENDITURES	Prior Years	Re-Estimate	2024-25	2025-26	2026-27	2027-28	2028-29	Future Yrs	Total
Land	0	0	0	0	0	0	0	0	0
Design	0	0	0	0	0	0	0	0	0
Construction	0	0	0	200,000	100,000	100,000	100,000	0	500,000
Equipment	0	0	0	0	0	0	0	0	0
TOTAL	0	0	0	200,000	100,000	100,000	100,000	0	500,000

REVENUES	Prior Years	Re-Estimate	2024-25	2025-26	2026-27	2027-28	2028-29	Future Yrs	Total
N/A	0	0	0	200,000	100,000	100,000	100,000	0	500,000
N/A	0	0	0	0	0	0	0	0	0
N/A	0	0	0	0	0	0	0	0	0
TOTAL	0	0	0	200,000	100,000	100,000	100,000	0	500,000

OPERATING BUDGET IMPACT	2024-25	2025-26	2026-27	2027-28	2028-29	Future Yrs	Total
	0	0	0	0	0	0	0

CITY OF PLANO

COMMUNITY INVESTMENT PROGRAM

Project Name: Citywide - Facility ADA Compliance

Project Number: 356926

Start Date: Oct. 2025

Description:

Completion Date: Sep. 2029

Future project

Project Numbers TBD



EXPENDITURES	Prior Years	Re-Estimate	2024-25	2025-26	2026-27	2027-28	2028-29	Future Yrs	Total
Land	0	0	0	0	0	0	0	0	0
Design	0	0	0	0	0	0	0	0	0
Construction	0	0	0	135,000	60,000	60,000	60,000	0	315,000
Equipment	0	0	0	0	0	0	0	0	0
TOTAL	0	0	0	135,000	60,000	60,000	60,000	0	315,000

REVENUES	Prior Years	Re-Estimate	2024-25	2025-26	2026-27	2027-28	2028-29	Future Yrs	Total
CMF	0	0	0	135,000	60,000	60,000	60,000	0	315,000
N/A	0	0	0	0	0	0	0	0	0
N/A	0	0	0	0	0	0	0	0	0
TOTAL	0	0	0	135,000	60,000	60,000	60,000	0	315,000

OPERATING BUDGET IMPACT	2024-25	2025-26	2026-27	2027-28	2028-29	Future Yrs	Total
	0	0	0	0	0	0	0

CITY OF PLANO

COMMUNITY INVESTMENT PROGRAM

Project Name: Citywide - Furniture Replacement

Project Number: 356925

Start Date: Oct. 2025

Description:

Completion Date: Sep. 2029

Future project.

Project Number TBD



EXPENDITURES	Prior Years	Re-Estimate	2024-25	2025-26	2026-27	2027-28	2028-29	Future Yrs	Total
Land	0	0	0	0	0	0	0	0	0
Design	0	0	0	0	0	0	0	0	0
Construction	0	0	0	30,000	200,000	200,000	200,000	0	630,000
Equipment	0	0	0	0	0	0	0	0	0
TOTAL	0	0	0	30,000	200,000	200,000	200,000	0	630,000

REVENUES	Prior Years	Re-Estimate	2024-25	2025-26	2026-27	2027-28	2028-29	Future Yrs	Total
CMF	0	0	0	30,000	200,000	200,000	200,000	0	630,000
N/A	0	0	0	0	0	0	0	0	0
N/A	0	0	0	0	0	0	0	0	0
TOTAL	0	0	0	30,000	200,000	200,000	200,000	0	630,000

OPERATING BUDGET IMPACT	2024-25	2025-26	2026-27	2027-28	2028-29	Future Yrs	Total
	0	0	0	0	0	0	0

CITY OF PLANO

COMMUNITY INVESTMENT PROGRAM

Project Name: Citywide - Generators on Trailers

Project Number: 356919

Start Date: Oct. 2024

Description:

Completion Date: Sep. 2027

Future project.

Project Number TBD



EXPENDITURES	Prior Years	Re-Estimate	2024-25	2025-26	2026-27	2027-28	2028-29	Future Yrs	Total
Land	0	0	0	0	0	0	0	0	0
Design	0	0	0	0	0	0	0	0	0
Construction	0	0	0	30,000	170,000	0	0	0	200,000
Equipment	0	0	0	0	0	0	0	0	0
TOTAL	0	0	0	30,000	170,000	0	0	0	200,000

REVENUES	Prior Years	Re-Estimate	2024-25	2025-26	2026-27	2027-28	2028-29	Future Yrs	Total
CMF	0	0	0	30,000	170,000	0	0	0	200,000
N/A	0	0	0	0	0	0	0	0	0
N/A	0	0	0	0	0	0	0	0	0
TOTAL	0	0	0	30,000	170,000	0	0	0	200,000

OPERATING BUDGET IMPACT	2024-25	2025-26	2026-27	2027-28	2028-29	Future Yrs	Total
	0	0	0	0	0	0	0

CITY OF PLANO

COMMUNITY INVESTMENT PROGRAM

Project Name: Citywide - Johnson Controls Update

Project Number: 356921

Start Date: Oct. 2025

Description:

Completion Date: Sep. 2026

Future project.

Project Number TBD



EXPENDITURES	Prior Years	Re-Estimate	2024-25	2025-26	2026-27	2027-28	2028-29	Future Yrs	Total
Land	0	0	0	0	0	0	0	0	0
Design	0	0	0	0	0	0	0	0	0
Construction	0	0	463,000	456,000	0	0	0	0	919,000
Equipment	0	0	0	0	0	0	0	0	0
TOTAL	0	0	463,000	456,000	0	0	0	0	919,000

REVENUES	Prior Years	Re-Estimate	2024-25	2025-26	2026-27	2027-28	2028-29	Future Yrs	Total
CMF	0	0	463,000	456,000	0	0	0	0	919,000
N/A	0	0	0	0	0	0	0	0	0
N/A	0	0	0	0	0	0	0	0	0
TOTAL	0	0	463,000	456,000	0	0	0	0	919,000

OPERATING BUDGET IMPACT	2024-25	2025-26	2026-27	2027-28	2028-29	Future Yrs	Total
	0	0	0	0	0	0	0

CITY OF PLANO

COMMUNITY INVESTMENT PROGRAM

Project Name: Citywide - Mold Testing, Inspection & Removal
Project Number: 356924 **Start Date:** Oct. 2025
Description: **Completion Date:** Sep. 2029
 Future project
 Project Numbers TBD



EXPENDITURES	Prior Years	Re-Estimate	2024-25	2025-26	2026-27	2027-28	2028-29	Future Yrs	Total
Land	0	0	0	0	0	0	0	0	0
Design	0	0	0	0	0	0	0	0	0
Construction	0	0	0	94,000	47,000	47,000	47,000	0	235,000
Equipment	0	0	0	0	0	0	0	0	0
TOTAL	0	0	0	94,000	47,000	47,000	47,000	0	235,000

REVENUES	Prior Years	Re-Estimate	2024-25	2025-26	2026-27	2027-28	2028-29	Future Yrs	Total
CMF	0	0	0	940,000	47,000	47,000	47,000	0	1,081,000
N/A	0	0	0	0	0	0	0	0	0
N/A	0	0	0	0	0	0	0	0	0
TOTAL	0	0	0	940,000	47,000	47,000	47,000	0	1,081,000

OPERATING BUDGET IMPACT	2024-25	2025-26	2026-27	2027-28	2028-29	Future Yrs	Total
	0	0	0	0	0	0	0

CITY OF PLANO

COMMUNITY INVESTMENT PROGRAM

Project Name: Citywide - Replace Overhead Door Controllers
Project Number: 356922 **Start Date:** Oct. 2025
Description: **Completion Date:** Sep. 2029
 Future project.
 Project Number TBD



EXPENDITURES	Prior Years	Re-Estimate	2024-25	2025-26	2026-27	2027-28	2028-29	Future Yrs	Total
Land	0	0	0	0	0	0	0	0	0
Design	0	0	0	0	0	0	0	0	0
Construction	0	0	0	50,000	50,000	100,000	50,000	0	250,000
Equipment	0	0	0	0	0	0	0	0	0
TOTAL	0	0	0	50,000	50,000	100,000	50,000	0	250,000

REVENUES	Prior Years	Re-Estimate	2024-25	2025-26	2026-27	2027-28	2028-29	Future Yrs	Total
CMF	0	0	0	50,000	50,000	100,000	50,000	0	250,000
N/A	0	0	0	0	0	0	0	0	0
N/A	0	0	0	0	0	0	0	0	0
TOTAL	0	0	0	50,000	50,000	100,000	50,000	0	250,000

OPERATING BUDGET IMPACT	2024-25	2025-26	2026-27	2027-28	2028-29	Future Yrs	Total
	0	0	0	0	0	0	0

CITY OF PLANO

COMMUNITY INVESTMENT PROGRAM

Project Name: Emergency Operations Center - Bldg. 66

Project Number: 356964

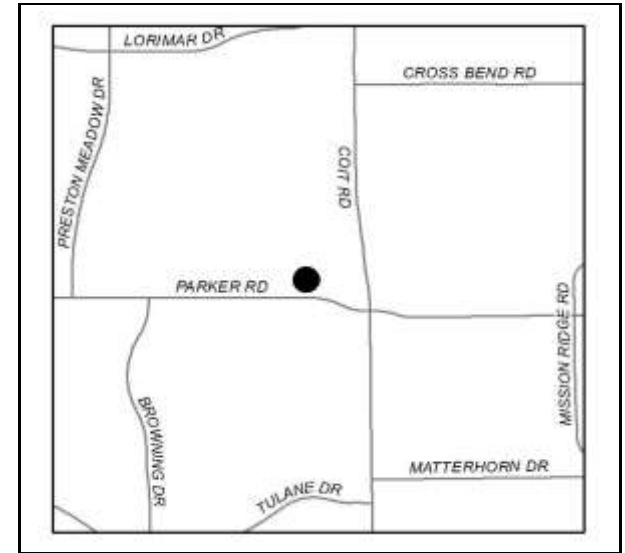
Start Date: Oct. 2026

Description:

Completion Date: Sep. 2028

Future routine repair and maintenance at the facility located at 4125 West Parker Road built in 2009 and covering 6,000 square feet.

Project Numbers TBD



EXPENDITURES	Prior Years	Re-Estimate	2024-25	2025-26	2026-27	2027-28	2028-29	Future Yrs	Total
Land	0	0	0	0	0	0	0	0	0
Design	49,225	0	0	0	0	0	0	0	49,225
Construction	250,112	0	0	0	90,000	1,336,904	0	0	1,677,016
Equipment	16,605	0	0	0	0	0	0	0	16,605
TOTAL	315,942	0	0	0	90,000	1,336,904	0	0	1,742,846

REVENUES	Prior Years	Re-Estimate	2024-25	2025-26	2026-27	2027-28	2028-29	Future Yrs	Total
CMF	315,942	0	0	0	90,000	1,336,904	0	0	1,742,846
N/A	0	0	0	0	0	0	0	0	0
N/A	0	0	0	0	0	0	0	0	0
TOTAL	315,942	0	0	0	90,000	1,336,904	0	0	1,742,846

OPERATING BUDGET IMPACT	2024-25	2025-26	2026-27	2027-28	2028-29	Future Yrs	Total
	0	0	0	0	0	0	0

CITY OF PLANO

COMMUNITY INVESTMENT PROGRAM

Project Name: Future Project: Asbestos Testing & Removal

Project Number: 356931

Start Date: Oct. 2025

Description:

Completion Date: Sep. 2029

Annual asbestos testing, inspection and removal as required in various buildings to meet State requirements.



EXPENDITURES	Prior Years	Re-Estimate	2024-25	2025-26	2026-27	2027-28	2028-29	Future Yrs	Total
Land	0	0	0	0	0	0	0	0	0
Design	0	0	0	0	0	0	0	0	0
Construction	0	0	0	40,000	40,000	40,000	40,000	0	160,000
Equipment	0	0	0	0	0	0	0	0	0
TOTAL	0	0	0	40,000	40,000	40,000	40,000	0	160,000

REVENUES	Prior Years	Re-Estimate	2024-25	2025-26	2026-27	2027-28	2028-29	Future Yrs	Total
CMF	0	0	0	40,000	40,000	40,000	40,000	0	160,000
N/A	0	0	0	0	0	0	0	0	0
N/A	0	0	0	0	0	0	0	0	0
TOTAL	0	0	0	40,000	40,000	40,000	40,000	0	160,000

OPERATING BUDGET IMPACT	2024-25	2025-26	2026-27	2027-28	2028-29	Future Yrs	Total
	0	0	0	0	0	0	0

CITY OF PLANO

COMMUNITY INVESTMENT PROGRAM

Project Name: Future Projects: Citywide - Generator Monitoring System
Project Number: 356918 **Start Date:** Oct. 2024
Description: **Completion Date:** Sep. 2026
 Future Project
 Project Number TBD



EXPENDITURES	Prior Years	Re-Estimate	2024-25	2025-26	2026-27	2027-28	2028-29	Future Yrs	Total
Land	0	0	0	0	0	0	0	0	0
Design	0	0	0	0	0	0	0	0	0
Construction	0	0	420,000	2,580,000	0	0	0	0	3,000,000
Equipment	0	0	0	0	0	0	0	0	0
TOTAL	0	0	420,000	2,580,000	0	0	0	0	3,000,000

REVENUES	Prior Years	Re-Estimate	2024-25	2025-26	2026-27	2027-28	2028-29	Future Yrs	Total
N/A	0	0	420,000	2,580,000	0	0	0	0	3,000,000
N/A	0	0	0	0	0	0	0	0	0
N/A	0	0	0	0	0	0	0	0	0
TOTAL	0	0	420,000	2,580,000	0	0	0	0	3,000,000

OPERATING BUDGET IMPACT	2024-25	2025-26	2026-27	2027-28	2028-29	Future Yrs	Total
	0	0	0	0	0	0	0

CITY OF PLANO

COMMUNITY INVESTMENT PROGRAM

Project Name: General FAC CMF Account

Project Number: 356120

Start Date: Oct. 2023

Description:

Completion Date: Sep. 2025

General CMF Account for FAC Program

Project FAC-F-00093



EXPENDITURES	Prior Years	Re-Estimate	2024-25	2025-26	2026-27	2027-28	2028-29	Future Yrs	Total
Land	0	0	0	0	0	0	0	0	0
Design	0	0	0	0	0	0	0	0	0
Construction	15,634	150,000	150,000	0	0	0	0	0	315,634
Equipment	0	0	0	0	0	0	0	0	0
TOTAL	15,634	150,000	150,000	0	0	0	0	0	315,634

REVENUES	Prior Years	Re-Estimate	2024-25	2025-26	2026-27	2027-28	2028-29	Future Yrs	Total
CMF	15,634	150,000	150,000	0	0	0	0	0	315,634
N/A	0	0	0	0	0	0	0	0	0
N/A	0	0	0	0	0	0	0	0	0
TOTAL	15,634	150,000	150,000	0	0	0	0	0	315,634

OPERATING BUDGET IMPACT	2024-25	2025-26	2026-27	2027-28	2028-29	Future Yrs	Total
	0	0	0	0	0	0	0

CITY OF PLANO

COMMUNITY INVESTMENT PROGRAM

Project Name: Haggard Library - Bldg. 60

Project Number: 356970

Start Date: Oct. 2026

Description:

Completion Date: Sep. 2028

Future routine repair and maintenance of facility located at 2501 Coit Road that was constructed in 1989. The facility covers 60,871 square feet across two floors and a basement.

Project Numbers TBD



EXPENDITURES	Prior Years	Re-Estimate	2024-25	2025-26	2026-27	2027-28	2028-29	Future Yrs	Total
Land	0	0	0	0	0	0	0	0	0
Design	103,266	0	0	0	0	0	0	0	103,266
Construction	665,312	0	0	0	903,675	255,000	0	0	1,823,987
Equipment	124,737	0	0	0	0	0	0	0	124,737
TOTAL	893,315	0	0	0	903,675	255,000	0	0	2,051,990

REVENUES	Prior Years	Re-Estimate	2024-25	2025-26	2026-27	2027-28	2028-29	Future Yrs	Total
CMF	893,315	0	0	0	903,675	255,000	0	0	2,051,990
N/A	0	0	0	0	0	0	0	0	0
N/A	0	0	0	0	0	0	0	0	0
TOTAL	893,315	0	0	0	903,675	255,000	0	0	2,051,990

OPERATING BUDGET IMPACT	2024-25	2025-26	2026-27	2027-28	2028-29	Future Yrs	Total
	0	0	0	0	0	0	0

CITY OF PLANO

COMMUNITY INVESTMENT PROGRAM

Project Name: Liberty Recreation Center - Bldg. 45

Project Number: 356981

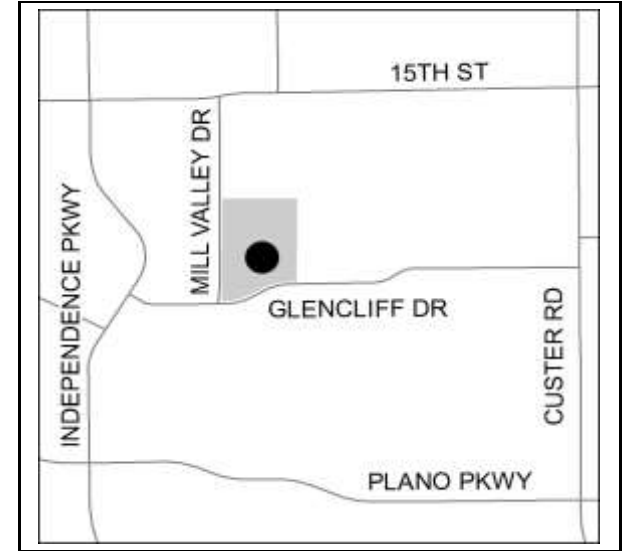
Start Date: Oct. 2025

Description:

Completion Date: Sep. 2026

Future routine repair and maintenance of facility located at 2601 Glencliff Drive that was built in 1985 and upgraded in 2004. The facility covers 29,974 square feet.

Project Numbers TBD



EXPENDITURES	Prior Years	Re-Estimate	2024-25	2025-26	2026-27	2027-28	2028-29	Future Yrs	Total
Land	0	0	0	0	0	0	0	0	0
Design	72,587	0	0	0	0	0	0	0	72,587
Construction	1,311,041	0	0	4,000	0	0	0	0	1,315,041
Equipment	4,992	0	0	0	0	0	0	0	4,992
TOTAL	1,388,620	0	0	4,000	0	0	0	0	1,392,620

REVENUES	Prior Years	Re-Estimate	2024-25	2025-26	2026-27	2027-28	2028-29	Future Yrs	Total
CMF	1,029,280	0	0	4,000	0	0	0	0	1,033,280
Insurance Rece	359,340	0	0	0	0	0	0	0	359,340
N/A	0	0	0	0	0	0	0	0	0
TOTAL	1,388,620	0	0	4,000	0	0	0	0	1,392,620

OPERATING BUDGET IMPACT	2024-25	2025-26	2026-27	2027-28	2028-29	Future Yrs	Total
	0	0	0	0	0	0	0

CITY OF PLANO

COMMUNITY INVESTMENT PROGRAM

Project Name: Library Facilities CMF Account

Project Number: 356126

Start Date: May. 2023

Description:

Completion Date: Sep. 2024

Library CMF Account for program years 2022, 2024, 2025 and 2026

Project FAC-F-00099



EXPENDITURES	Prior Years	Re-Estimate	2024-25	2025-26	2026-27	2027-28	2028-29	Future Yrs	Total
Land	0	0	0	0	0	0	0	0	0
Design	0	0	0	0	0	0	0	0	0
Construction	1,718	1,130	0	0	0	0	0	0	2,848
Equipment	0	0	0	0	0	0	0	0	0
TOTAL	1,718	1,130	0	0	0	0	0	0	2,848

REVENUES	Prior Years	Re-Estimate	2024-25	2025-26	2026-27	2027-28	2028-29	Future Yrs	Total
CMF	1,718	1,130	0	0	0	0	0	0	2,848
N/A	0	0	0	0	0	0	0	0	0
N/A	0	0	0	0	0	0	0	0	0
TOTAL	1,718	1,130	0	0	0	0	0	0	2,848

OPERATING BUDGET IMPACT	2024-25	2025-26	2026-27	2027-28	2028-29	Future Yrs	Total
	0	0	0	0	0	0	0

CITY OF PLANO

COMMUNITY INVESTMENT PROGRAM

Project Name: PD FAC CMF Account

Project Number: 356124

Start Date: May. 2023

Description:

Completion Date: Sep. 2024

Police facility CMF Account

Project FAC-F-00097



EXPENDITURES	Prior Years	Re-Estimate	2024-25	2025-26	2026-27	2027-28	2028-29	Future Yrs	Total
Land	0	0	0	0	0	0	0	0	0
Design	0	0	0	0	0	0	0	0	0
Construction	14,096	36,931	0	0	0	0	0	0	51,027
Equipment	0	0	0	0	0	0	0	0	0
TOTAL	14,096	36,931	0	0	0	0	0	0	51,027

REVENUES	Prior Years	Re-Estimate	2024-25	2025-26	2026-27	2027-28	2028-29	Future Yrs	Total
CMF	14,096	369,310	0	0	0	0	0	0	383,406
N/A	0	0	0	0	0	0	0	0	0
N/A	0	0	0	0	0	0	0	0	0
TOTAL	14,096	369,310	0	0	0	0	0	0	383,406

OPERATING BUDGET IMPACT	2024-25	2025-26	2026-27	2027-28	2028-29	Future Yrs	Total
	0	0	0	0	0	0	0

Utility and Other Capital Maintenance Projects

Project	Prior Yrs	Re-Est	2024-25	2025-26	2026-27	2027-28	2028-29	Future	Total
359008 Facility Needs - Digital Drive	0	650,000	0	0	0	0	0	0	650,000
359002 Hydraulic Water Model Update	0	100,000	100,000	100,000	100,000	100,000	100,000	0	600,000
359001 Pump Station Rehabilitation	564,963	700,000	700,000	600,000	600,000	600,000	600,000	0	4,364,963
TOTAL	564,963	1,450,000	800,000	700,000	700,000	700,000	700,000	0	5,614,963

CITY OF PLANO

COMMUNITY INVESTMENT PROGRAM

Project Name: Facility Needs - Digital Drive

Project Number: 359008

Start Date: May. 2023

Description:

Completion Date: Dec. 2024

Project PW-O-00002



EXPENDITURES	Prior Years	Re-Estimate	2024-25	2025-26	2026-27	2027-28	2028-29	Future Yrs	Total
Land	0	0	0	0	0	0	0	0	0
Design	0	0	0	0	0	0	0	0	0
Construction	0	650,000	0	0	0	0	0	0	650,000
Equipment	0	0	0	0	0	0	0	0	0
TOTAL	0	650,000	0	0	0	0	0	0	650,000

REVENUES	Prior Years	Re-Estimate	2024-25	2025-26	2026-27	2027-28	2028-29	Future Yrs	Total
CMF	0	650,000	0	0	0	0	0	0	650,000
N/A	0	0	0	0	0	0	0	0	0
N/A	0	0	0	0	0	0	0	0	0
TOTAL	0	650,000	0	0	0	0	0	0	650,000

OPERATING BUDGET IMPACT	2024-25	2025-26	2026-27	2027-28	2028-29	Future Yrs	Total
	0	0	0	0	0	0	0

CITY OF PLANO

COMMUNITY INVESTMENT PROGRAM

Project Name: Hydraulic Water Model Update

Project Number: 359002

Start Date: Oct. 2022

Description:

Completion Date: Sep. 2029

Update of hydraulic water model including water quality component.

Project PW-W-00002

(Migrated from previous account #55007)



EXPENDITURES	Prior Years	Re-Estimate	2024-25	2025-26	2026-27	2027-28	2028-29	Future Yrs	Total
Land	0	0	0	0	0	0	0	0	0
Design	0	100,000	100,000	100,000	100,000	100,000	100,000	0	600,000
Construction	0	0	0	0	0	0	0	0	0
Equipment	0	0	0	0	0	0	0	0	0
TOTAL	0	100,000	100,000	100,000	100,000	100,000	100,000	0	600,000

REVENUES	Prior Years	Re-Estimate	2024-25	2025-26	2026-27	2027-28	2028-29	Future Yrs	Total
CMF	0	100,000	100,000	100,000	100,000	100,000	100,000	0	600,000
N/A	0	0	0	0	0	0	0	0	0
N/A	0	0	0	0	0	0	0	0	0
TOTAL	0	100,000	100,000	100,000	100,000	100,000	100,000	0	600,000

OPERATING BUDGET IMPACT	2024-25	2025-26	2026-27	2027-28	2028-29	Future Yrs	Total
	0	0	0	0	0	0	0

CITY OF PLANO

COMMUNITY INVESTMENT PROGRAM

Project Name: Pump Station Rehabilitation

Project Number: 359001

Start Date: Oct. 2022

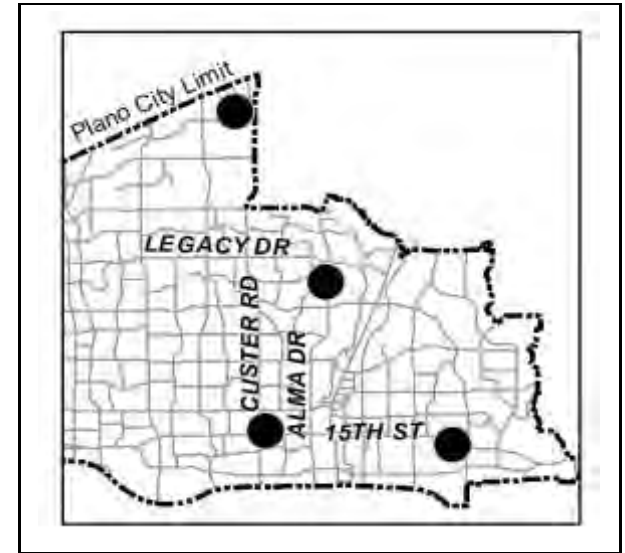
Description:

Completion Date: Sep. 2029

Pumps and motors at the various pumping stations range in age from 10 to 30 years old. Additionally, various pumping suction and discharge valves may need replacement as well as major electrical switching and control gear. These funds will be utilized to replace, refurbish and repair various pumping equipment and other appurtenances.

Project PW-W-00001

(Migrated from previous account #55003)



EXPENDITURES	Prior Years	Re-Estimate	2024-25	2025-26	2026-27	2027-28	2028-29	Future Yrs	Total
Land	0	0	0	0	0	0	0	0	0
Design	0	0	0	0	0	0	0	0	0
Construction	564,963	700,000	700,000	600,000	600,000	600,000	600,000	0	4,364,963
Equipment	0	0	0	0	0	0	0	0	0
TOTAL	564,963	700,000	700,000	600,000	600,000	600,000	600,000	0	4,364,963

REVENUES	Prior Years	Re-Estimate	2024-25	2025-26	2026-27	2027-28	2028-29	Future Yrs	Total
CMF	564,963	700,000	700,000	600,000	600,000	600,000	600,000	0	4,364,963
N/A	0	0	0	0	0	0	0	0	0
N/A	0	0	0	0	0	0	0	0	0
TOTAL	564,963	700,000	700,000	600,000	600,000	600,000	600,000	0	4,364,963

OPERATING BUDGET IMPACT	2024-25	2025-26	2026-27	2027-28	2028-29	Future Yrs	Total
	0	0	0	0	0	0	0

Water CIP Projects

Project		Prior Yrs	Re-Est	2024-25	2025-26	2026-27	2027-28	2028-29	Future	Total
68793	10th St Paving & Reconstr - N Ave to Jupiter	544,253	10,747	0	0	0	0	0	0	555,000
68794	15th St Paving & Reconstr - Municipal to P & R	0	0	950,000	0	0	0	0	0	950,000
360010	Automatic Flushers	0	0	250,000	500,000	500,000	500,000	500,000	0	2,250,000
68192	Commerce Dr Reconstruction - 15th to Plano Pk	663,893	64,942	0	0	0	0	0	0	728,835
360009	Distribution System Improvements	40,898	500,000	500,000	500,000	500,000	500,000	500,000	0	3,040,898
360014	Elevated Storage Tank Master Plan	190,185	70,315	0	0	0	0	0	0	260,500
360015	Elevated Tank Chlorine Boosting	0	100,000	500,000	650,000	0	0	0	0	1,250,000
360016	Elevated Tank Rehabilitation - Placeholder	0	0	350,000	2,600,000	2,500,000	2,300,000	400,000	0	8,150,000
360023	Emerson Drive Widening - Preston Meadow Dr t	0	306,971	0	0	0	0	0	0	306,971
360017	Lead and Copper Field Inspections	0	2,800,000	250,000	250,000	250,000	250,000	250,000	0	4,050,000
360008	Major Water Main Repair	0	600,000	600,000	650,000	700,000	750,000	800,000	0	4,100,000
68891	Oak Grove Drive Paving, Waterline, and Trail Im	0	200,000	820,000	0	0	0	0	0	1,020,000
360004	Parker Road Elevated Storage Tank Painting	0	350,000	3,000,000	0	0	0	0	0	3,350,000
68889	Paving & Waterline Imp: Kingston/Duchess/Lorr	0	715,000	0	0	0	0	0	0	715,000
68890	Paving & Waterline Imp: Middle Cove/Lookout/	0	200,000	1,040,000	0	0	0	0	0	1,240,000
68796	Paving & Waterline Imp: Pleasant Valley & Vill	982,581	20,000	0	0	0	0	0	0	1,002,581

Project		Prior Yrs	Re-Est	2024-25	2025-26	2026-27	2027-28	2028-29	Future	Total
360021	Paving & Waterline Imp: Rigsbee/Peppertree/La	0	0	300,000	1,200,000	0	0	0	0	1,500,000
67902	Paving & WL Imp: Monarch/Charter/White Oak/	0	100,000	750,000	500,000	0	0	0	0	1,350,000
360018	Ridgeview Master Plan	0	331,600	100,000	0	0	0	0	0	431,600
67750	Utility Billing System Replacement	0	0	2,450,000	1,921,579	350,000	0	0	0	4,721,579
68460	Water Infrastructure Renovation	40,909	750,000	190,000	2,640,000	6,040,000	7,750,000	8,000,000	0	25,410,909
360002	Water Quality	202,767	125,000	0	0	400,000	400,000	400,000	0	1,527,767
360254	Water Rehab - Creekside Estates	0	140,000	590,000	1,600,000	0	0	0	0	2,330,000
68452	Water Rehab - Cross Creek East	4,149,019	735,000	0	0	0	0	0	0	4,884,019
360257	Water Rehab - Douglass Community	0	100,000	805,000	1,760,000	530,000	0	0	0	3,195,000
68991	Water Rehab - Frontier/Webster/Keenan/Redond	1,875,417	38,240	0	0	0	0	0	0	1,913,657
360256	Water Rehab - Kimberlea Additions	0	50,000	805,000	2,400,000	930,000	0	0	0	4,185,000
360252	Water Rehab - Los Rios Addition and Ranch Est	0	100,000	550,000	2,850,000	970,000	0	0	0	4,470,000
360020	Water Rehab - Park Blvd Phase 2 (US75 to East	305,774	300,000	2,540,000	1,210,000	0	0	0	0	4,355,774
68197	Water Rehab - Park Blvd Phase I (Preston to 75)	280,505	245,000	2,510,000	1,600,000	0	0	0	0	4,635,505
68992	Water Rehab - Parker Rd Estates Phase I	1,850,964	415,000	0	0	0	0	0	0	2,265,964
68993	Water Rehab - Parker Rd Estates Phase II	1,940,593	1,365,000	0	0	0	0	0	0	3,305,593
68453	Water Rehab - Parkview Addition	1,391,501	6,603	0	0	0	0	0	0	1,398,104

Project		Prior Yrs	Re-Est	2024-25	2025-26	2026-27	2027-28	2028-29	Future	Total
360253	Water Rehab - Parkway Estates and Whiffletree	0	140,000	190,000	100,000	0	0	0	0	430,000
68922	Water Rehab - Post Oak and Whiffletree II, III &	2,406,297	275,000	0	0	0	0	0	0	2,681,297
68472	Water Rehab - River Bend Phase I	236,930	375,000	2,010,000	410,000	0	0	0	0	3,031,930
68471	Water Rehab - Steeplechase Estates	242,615	1,440,000	510,000	0	0	0	0	0	2,192,615
68210	Water Rehabilitation - Parker Road (Indep. to Co	1,111,742	1,000,000	0	0	0	0	0	0	2,111,742
68999	Water SCADA Upgrades	0	200,000	0	0	0	0	0	0	200,000
360006	Water System AI Analysis	0	50,000	200,000	200,000	200,000	200,000	200,000	0	1,050,000
360011	Water System Inspections	0	0	1,000,000	1,000,000	1,000,000	1,000,000	1,000,000	0	5,000,000
360003	Water System Leak Detection	0	0	250,000	500,000	500,000	500,000	500,000	0	2,250,000
365001	Water Tank & Tower Cleaning	0	60,000	60,000	60,000	60,000	60,000	60,000	0	360,000
360019	Water Valve Inventory and Exercise Program	0	400,000	400,000	400,000	400,000	400,000	400,000	0	2,400,000
TOTAL		18,456,843	14,679,418	24,470,000	25,501,579	15,830,000	14,610,000	13,010,000	0	126,557,840

CITY OF PLANO

COMMUNITY INVESTMENT PROGRAM

Project Name: 10th St Paving & Reconstr - N Ave to Jupiter

Project Number: 68793

Start Date: May. 2021

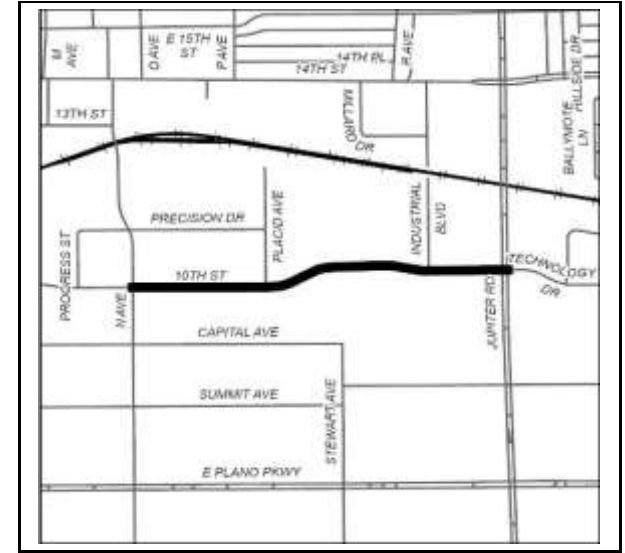
Description:

Completion Date: Oct. 2024

Project includes removal and replacement of 3,525 linear feet of full-width collector street pavement, sidewalks, driveways, barrier free ramps, and 1,320 linear feet of water line.

Project ENG-S-7343

(See also Street CIP #37893)



EXPENDITURES	Prior Years	Re-Estimate	2024-25	2025-26	2026-27	2027-28	2028-29	Future Yrs	Total
Land	0	0	0	0	0	0	0	0	0
Design	0	0	0	0	0	0	0	0	0
Construction	544,253	10,747	0	0	0	0	0	0	555,000
Equipment	0	0	0	0	0	0	0	0	0
TOTAL	544,253	10,747	0	0	0	0	0	0	555,000

REVENUES	Prior Years	Re-Estimate	2024-25	2025-26	2026-27	2027-28	2028-29	Future Yrs	Total
Water Sales	544,253	10,747	0	0	0	0	0	0	555,000
N/A	0	0	0	0	0	0	0	0	0
N/A	0	0	0	0	0	0	0	0	0
TOTAL	544,253	10,747	0	0	0	0	0	0	555,000

OPERATING BUDGET IMPACT	2024-25	2025-26	2026-27	2027-28	2028-29	Future Yrs	Total
	0	0	0	0	0	0	0

CITY OF PLANO

COMMUNITY INVESTMENT PROGRAM

Project Name: 15th St Paving & Reconstr - Municipal to P & R to Jupiter

Project Number: 68794

Start Date: Oct. 2020

Description:

Completion Date: Oct. 2025

Project includes removal and replacement of 3,065 linear feet of full-width collector street pavement, sidewalks, driveways, barrier free ramps, and 3,225 linear feet of water line.

Project ENG-S-7298

(See also Street CIP #37894)



EXPENDITURES	Prior Years	Re-Estimate	2024-25	2025-26	2026-27	2027-28	2028-29	Future Yrs	Total
Land	0	0	0	0	0	0	0	0	0
Design	0	0	0	0	0	0	0	0	0
Construction	0	0	950,000	0	0	0	0	0	950,000
Equipment	0	0	0	0	0	0	0	0	0
TOTAL	0	0	950,000	0	0	0	0	0	950,000

REVENUES	Prior Years	Re-Estimate	2024-25	2025-26	2026-27	2027-28	2028-29	Future Yrs	Total
Water Sales	0	0	950,000	0	0	0	0	0	950,000
N/A	0	0	0	0	0	0	0	0	0
N/A	0	0	0	0	0	0	0	0	0
TOTAL	0	0	950,000	0	0	0	0	0	950,000

OPERATING BUDGET IMPACT	2024-25	2025-26	2026-27	2027-28	2028-29	Future Yrs	Total
	0	0	0	0	0	0	0

CITY OF PLANO

COMMUNITY INVESTMENT PROGRAM

Project Name: Automatic Flushers

Project Number: 360010

Start Date: Oct. 2020

Description:

Completion Date: Sep. 2029

Installation of automatic flushers on approximately 825 deadend lines

(Migrated from previous account #68990)



EXPENDITURES	Prior Years	Re-Estimate	2024-25	2025-26	2026-27	2027-28	2028-29	Future Yrs	Total
Land	0	0	0	0	0	0	0	0	0
Design	0	0	0	0	0	0	0	0	0
Construction	0	0	250,000	500,000	500,000	500,000	500,000	0	2,250,000
Equipment	0	0	0	0	0	0	0	0	0
TOTAL	0	0	250,000	500,000	500,000	500,000	500,000	0	2,250,000

REVENUES	Prior Years	Re-Estimate	2024-25	2025-26	2026-27	2027-28	2028-29	Future Yrs	Total
Water Sales	0	0	250,000	500,000	500,000	500,000	500,000	0	2,250,000
N/A	0	0	0	0	0	0	0	0	0
N/A	0	0	0	0	0	0	0	0	0
TOTAL	0	0	250,000	500,000	500,000	500,000	500,000	0	2,250,000

OPERATING BUDGET IMPACT	2024-25	2025-26	2026-27	2027-28	2028-29	Future Yrs	Total
	0	0	0	0	0	0	0

CITY OF PLANO

COMMUNITY INVESTMENT PROGRAM

Project Name: Commerce Dr Reconstruction - 15th to Plano Pkwy

Project Number: 68192

Start Date: Jul. 2019

Description:

Completion Date: Apr. 2025

This project includes the reconstruction of the existing concrete street and sidewalk. The project will also provide barrier free curb ramps, and replacement of the existing 12-inch ductile iron waterline with a PVC waterline.

Project ENG-CMB-7141

(See also Street CIP #31189)



EXPENDITURES	Prior Years	Re-Estimate	2024-25	2025-26	2026-27	2027-28	2028-29	Future Yrs	Total
Land	0	0	0	0	0	0	0	0	0
Design	0	0	0	0	0	0	0	0	0
Construction	663,893	64,942	0	0	0	0	0	0	728,835
Equipment	0	0	0	0	0	0	0	0	0
TOTAL	663,893	64,942	0	0	0	0	0	0	728,835

REVENUES	Prior Years	Re-Estimate	2024-25	2025-26	2026-27	2027-28	2028-29	Future Yrs	Total
Water Sales	663,893	64,942	0	0	0	0	0	0	728,835
N/A	0	0	0	0	0	0	0	0	0
N/A	0	0	0	0	0	0	0	0	0
TOTAL	663,893	64,942	0	0	0	0	0	0	728,835

OPERATING BUDGET IMPACT	2024-25	2025-26	2026-27	2027-28	2028-29	Future Yrs	Total
	0	0	0	0	0	0	0

CITY OF PLANO

COMMUNITY INVESTMENT PROGRAM

Project Name: Distribution System Improvements

Project Number: 360009

Start Date: Oct. 2020

Description:

Completion Date: Sep. 2029

Rehabilitation and replacement of the various infrastructure appurtenances in the City's water distribution system; including potable water valves, fittings and the purchase of large tools and other associated parts necessary to perform installation and maintenance. This work is performed by Plano Public Works Utility Operations staff.

Project PW-W-7540

(Migrated from previous account #68153)



EXPENDITURES	Prior Years	Re-Estimate	2024-25	2025-26	2026-27	2027-28	2028-29	Future Yrs	Total
Land	0	0	0	0	0	0	0	0	0
Design	0	0	0	0	0	0	0	0	0
Construction	40,898	500,000	500,000	500,000	500,000	500,000	500,000	0	3,040,898
Equipment	0	0	0	0	0	0	0	0	0
TOTAL	40,898	500,000	500,000	500,000	500,000	500,000	500,000	0	3,040,898

REVENUES	Prior Years	Re-Estimate	2024-25	2025-26	2026-27	2027-28	2028-29	Future Yrs	Total
Water Sales	40,898	500,000	500,000	500,000	500,000	500,000	500,000	0	3,040,898
N/A	0	0	0	0	0	0	0	0	0
N/A	0	0	0	0	0	0	0	0	0
TOTAL	40,898	500,000	500,000	500,000	500,000	500,000	500,000	0	3,040,898

OPERATING BUDGET IMPACT	2024-25	2025-26	2026-27	2027-28	2028-29	Future Yrs	Total
	0	0	0	0	0	0	0

CITY OF PLANO

COMMUNITY INVESTMENT PROGRAM

Project Name: Elevated Storage Tank Master Plan

Project Number: 360014

Start Date: Mar. 2023

Description:

Completion Date: Sep. 2024

Project to establish a maintenance, rehabilitation and replacement master plan for the City's elevated storage tanks.

Project PW-W-00009

(Migrated from previous account #68315)



EXPENDITURES	Prior Years	Re-Estimate	2024-25	2025-26	2026-27	2027-28	2028-29	Future Yrs	Total
Land	0	0	0	0	0	0	0	0	0
Design	190,185	70,315	0	0	0	0	0	0	260,500
Construction	0	0	0	0	0	0	0	0	0
Equipment	0	0	0	0	0	0	0	0	0
TOTAL	190,185	70,315	0	0	0	0	0	0	260,500

REVENUES	Prior Years	Re-Estimate	2024-25	2025-26	2026-27	2027-28	2028-29	Future Yrs	Total
Water Sales	190,185	70,315	0	0	0	0	0	0	260,500
N/A	0	0	0	0	0	0	0	0	0
N/A	0	0	0	0	0	0	0	0	0
TOTAL	190,185	70,315	0	0	0	0	0	0	260,500

OPERATING BUDGET IMPACT	2024-25	2025-26	2026-27	2027-28	2028-29	Future Yrs	Total
	0	0	0	0	0	0	0

CITY OF PLANO

COMMUNITY INVESTMENT PROGRAM

Project Name: Elevated Tank Chlorine Boosting

Project Number: 360015

Start Date: Jan. 2024

Description:

Completion Date: Jul. 2026

Project to install chlorine boosting equipment at elevated storage tank sites to improve water quality. Sites to be determined.

Project PW-W-00010



EXPENDITURES	Prior Years	Re-Estimate	2024-25	2025-26	2026-27	2027-28	2028-29	Future Yrs	Total
Land	0	0	0	0	0	0	0	0	0
Design	0	100,000	0	0	0	0	0	0	100,000
Construction	0	0	500,000	650,000	0	0	0	0	1,150,000
Equipment	0	0	0	0	0	0	0	0	0
TOTAL	0	100,000	500,000	650,000	0	0	0	0	1,250,000

REVENUES	Prior Years	Re-Estimate	2024-25	2025-26	2026-27	2027-28	2028-29	Future Yrs	Total
Sewer Sales	0	100,000	500,000	650,000	0	0	0	0	1,250,000
N/A	0	0	0	0	0	0	0	0	0
N/A	0	0	0	0	0	0	0	0	0
TOTAL	0	100,000	500,000	650,000	0	0	0	0	1,250,000

OPERATING BUDGET IMPACT	2024-25	2025-26	2026-27	2027-28	2028-29	Future Yrs	Total
	0	0	0	0	0	0	0

CITY OF PLANO

COMMUNITY INVESTMENT PROGRAM

Project Name: Elevated Tank Rehabilitation - Placeholder
Project Number: 360016 **Start Date:** Oct. 2023
Description: **Completion Date:** Sep. 2029
Placeholder project to be used in rehabilitating the City's elevated storage tanks.

Project PW-W-00011



EXPENDITURES	Prior Years	Re-Estimate	2024-25	2025-26	2026-27	2027-28	2028-29	Future Yrs	Total
Land	0	0	0	0	0	0	0	0	0
Design	0	0	0	0	0	0	0	0	0
Construction	0	0	350,000	2,600,000	2,500,000	2,300,000	400,000	0	8,150,000
Equipment	0	0	0	0	0	0	0	0	0
TOTAL	0	0	350,000	2,600,000	2,500,000	2,300,000	400,000	0	8,150,000

REVENUES	Prior Years	Re-Estimate	2024-25	2025-26	2026-27	2027-28	2028-29	Future Yrs	Total
Water Sales	0	0	350,000	2,600,000	2,500,000	2,300,000	400,000	0	8,150,000
N/A	0	0	0	0	0	0	0	0	0
N/A	0	0	0	0	0	0	0	0	0
TOTAL	0	0	350,000	2,600,000	2,500,000	2,300,000	400,000	0	8,150,000

OPERATING BUDGET IMPACT	2024-25	2025-26	2026-27	2027-28	2028-29	Future Yrs	Total
	0	0	0	0	0	0	0

CITY OF PLANO

COMMUNITY INVESTMENT PROGRAM

Project Name: Emerson Drive Widening - Preston Meadow Dr to Virginia Dr

Project Number: 360023

Start Date: Jun. 2023

Description:

Completion Date: Sep. 2024

This project includes widening Emerson Dr. along the Preston Meadow Park to include parallel parking from Preston Meadow Dr. to Virginia Dr. This project will also include the replacement of the existing water line.

Project ENG-CMB-00004

(See also Street CIP #330006)



EXPENDITURES	Prior Years	Re-Estimate	2024-25	2025-26	2026-27	2027-28	2028-29	Future Yrs	Total
Land	0	0	0	0	0	0	0	0	0
Design	0	0	0	0	0	0	0	0	0
Construction	0	306,971	0	0	0	0	0	0	306,971
Equipment	0	0	0	0	0	0	0	0	0
TOTAL	0	306,971	0	0	0	0	0	0	306,971

REVENUES	Prior Years	Re-Estimate	2024-25	2025-26	2026-27	2027-28	2028-29	Future Yrs	Total
Water Sales	0	306,971	0	0	0	0	0	0	306,971
N/A	0	0	0	0	0	0	0	0	0
N/A	0	0	0	0	0	0	0	0	0
TOTAL	0	306,971	0	0	0	0	0	0	306,971

OPERATING BUDGET IMPACT	2024-25	2025-26	2026-27	2027-28	2028-29	Future Yrs	Total
	0	0	0	0	0	0	0

CITY OF PLANO

COMMUNITY INVESTMENT PROGRAM

Project Name: Lead and Copper Field Inspections

Project Number: 360017

Start Date: Oct. 2023

Description:

Completion Date: Sep. 2029

Project to conduct field investigation of water service line materials as part of the EPA's Lead and Copper rule.

Project PW-W-00012



EXPENDITURES	Prior Years	Re-Estimate	2024-25	2025-26	2026-27	2027-28	2028-29	Future Yrs	Total
Land	0	0	0	0	0	0	0	0	0
Design	0	0	0	0	0	0	0	0	0
Construction	0	2,800,000	250,000	250,000	250,000	250,000	250,000	0	4,050,000
Equipment	0	0	0	0	0	0	0	0	0
TOTAL	0	2,800,000	250,000	250,000	250,000	250,000	250,000	0	4,050,000

REVENUES	Prior Years	Re-Estimate	2024-25	2025-26	2026-27	2027-28	2028-29	Future Yrs	Total
Water Sales	0	2,800,000	250,000	250,000	250,000	250,000	250,000	0	4,050,000
N/A	0	0	0	0	0	0	0	0	0
N/A	0	0	0	0	0	0	0	0	0
TOTAL	0	2,800,000	250,000	250,000	250,000	250,000	250,000	0	4,050,000

OPERATING BUDGET IMPACT	2024-25	2025-26	2026-27	2027-28	2028-29	Future Yrs	Total
	0	0	0	0	0	0	0

CITY OF PLANO

COMMUNITY INVESTMENT PROGRAM

Project Name: Major Water Main Repair

Project Number: 360008

Start Date: Oct. 2022

Description:

Completion Date: Sep. 2029

Project includes repair of major waterlines throughout the city

Project PW-W-7546

(Migrated from previous account #68996)



EXPENDITURES	Prior Years	Re-Estimate	2024-25	2025-26	2026-27	2027-28	2028-29	Future Yrs	Total
Land	0	0	0	0	0	0	0	0	0
Design	0	0	0	0	0	0	0	0	0
Construction	0	600,000	600,000	650,000	700,000	750,000	800,000	0	4,100,000
Equipment	0	0	0	0	0	0	0	0	0
TOTAL	0	600,000	600,000	650,000	700,000	750,000	800,000	0	4,100,000

REVENUES	Prior Years	Re-Estimate	2024-25	2025-26	2026-27	2027-28	2028-29	Future Yrs	Total
Water sales	0	600,000	600,000	650,000	700,000	750,000	800,000	0	4,100,000
N/A	0	0	0	0	0	0	0	0	0
N/A	0	0	0	0	0	0	0	0	0
TOTAL	0	600,000	600,000	650,000	700,000	750,000	800,000	0	4,100,000

OPERATING BUDGET IMPACT	2024-25	2025-26	2026-27	2027-28	2028-29	Future Yrs	Total
	0	0	0	0	0	0	0

CITY OF PLANO

COMMUNITY INVESTMENT PROGRAM

Project Name: Oak Grove Drive Paving, Waterline, and Trail Improvements

Project Number: 68891

Start Date: Oct. 2020

Description:

Completion Date: Jun. 2025

Project includes removal and replacement of approximately 2,500 linear feet of full-width residential street pavement, sidewalks, driveways, barrier free ramps, and water line. Drainage improvements will be evaluated and improved to address localized flood concerns. Project limits are between Oak Grove Court and Peachtree Lane. The Santa Fe Trail, adjacent to Oak Grove Drive, will also be replaced with this project between Jupiter Road and East Spring Creek Parkway along Brown Branch, connection Schell Park, west of Jupiter Road to Bob Woodruff Park, east of Spring Creek Parkway.

Project ENG-CMB-7459

(See also Streets CIP #37891)



EXPENDITURES	Prior Years	Re-Estimate	2024-25	2025-26	2026-27	2027-28	2028-29	Future Yrs	Total
Land	0	0	0	0	0	0	0	0	0
Design	0	0	0	0	0	0	0	0	0
Construction	0	200,000	820,000	0	0	0	0	0	1,020,000
Equipment	0	0	0	0	0	0	0	0	0
TOTAL	0	200,000	820,000	0	0	0	0	0	1,020,000

REVENUES	Prior Years	Re-Estimate	2024-25	2025-26	2026-27	2027-28	2028-29	Future Yrs	Total
Water Sales	0	200,000	820,000	0	0	0	0	0	1,020,000
N/A	0	0	0	0	0	0	0	0	0
N/A	0	0	0	0	0	0	0	0	0
TOTAL	0	200,000	820,000	0	0	0	0	0	1,020,000

OPERATING BUDGET IMPACT	2024-25	2025-26	2026-27	2027-28	2028-29	Future Yrs	Total
	0	0	0	0	0	0	0

CITY OF PLANO

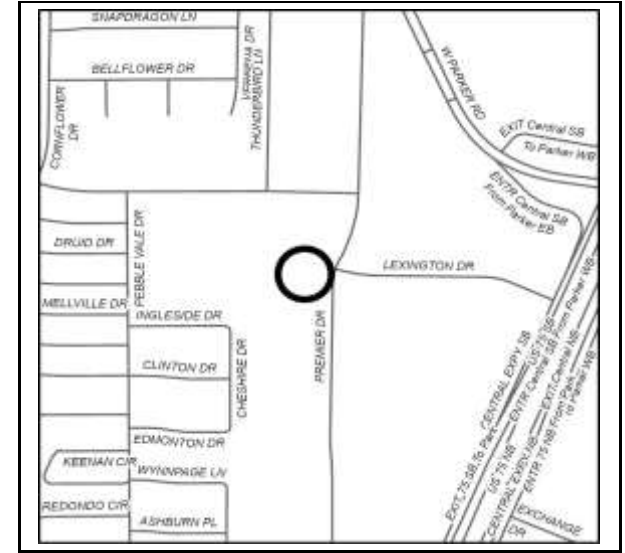
COMMUNITY INVESTMENT PROGRAM

Project Name: Parker Road Elevated Storage Tank Painting
Project Number: 360004 **Start Date:** Nov. 2022
Description: **Completion Date:** Nov. 2025

Repaint the existing elevated storage tank

Project PW-W-00005

(Migrated from previous account #68316)



EXPENDITURES	Prior Years	Re-Estimate	2024-25	2025-26	2026-27	2027-28	2028-29	Future Yrs	Total
Land	0	0	0	0	0	0	0	0	0
Design	0	0	0	0	0	0	0	0	0
Construction	0	350,000	3,000,000	0	0	0	0	0	3,350,000
Equipment	0	0	0	0	0	0	0	0	0
TOTAL	0	350,000	3,000,000	0	0	0	0	0	3,350,000

REVENUES	Prior Years	Re-Estimate	2024-25	2025-26	2026-27	2027-28	2028-29	Future Yrs	Total
Water Sales	0	350,000	3,000,000	0	0	0	0	0	3,350,000
N/A	0	0	0	0	0	0	0	0	0
N/A	0	0	0	0	0	0	0	0	0
TOTAL	0	350,000	3,000,000	0	0	0	0	0	3,350,000

OPERATING BUDGET IMPACT	2024-25	2025-26	2026-27	2027-28	2028-29	Future Yrs	Total
	0	0	0	0	0	0	0

CITY OF PLANO

COMMUNITY INVESTMENT PROGRAM

Project Name: Paving & Waterline Imp: Kingston/Duchess/Lorraine/Willow

Project Number: 68889

Start Date: Apr. 2022

Description:

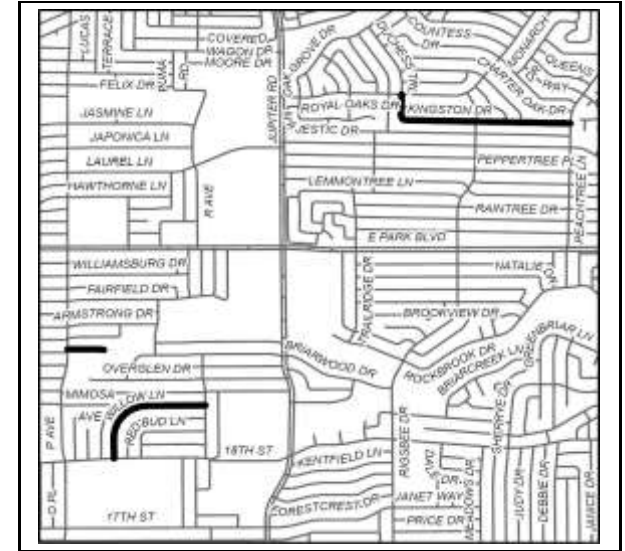
Completion Date: May. 2024

Project includes removal and replacement of 4,300 linear feet of full-width residential street pavement, sidewalks, driveways, barrier free ramps, and 4,000 linear feet of water line.

1. Kingston Drive (Peachtree Lane to Duchess Trail) (2,000 LF)
2. Duchess Trail (Kingstone Drive to Royal Oaks Drive) (310 LF)
3. Lorraine Drive (P Ave to end of cul-de-sac) (430 LF)
4. Willow Lane (18th Street to R Avenue) (1,570 LF)

Project ENG-S-7460

(See also Street CIP #37889)



EXPENDITURES	Prior Years	Re-Estimate	2024-25	2025-26	2026-27	2027-28	2028-29	Future Yrs	Total
Land	0	0	0	0	0	0	0	0	0
Design	0	0	0	0	0	0	0	0	0
Construction	0	715,000	0	0	0	0	0	0	715,000
Equipment	0	0	0	0	0	0	0	0	0
TOTAL	0	715,000	0	0	0	0	0	0	715,000

REVENUES	Prior Years	Re-Estimate	2024-25	2025-26	2026-27	2027-28	2028-29	Future Yrs	Total
Water Sales	0	715,000	0	0	0	0	0	0	715,000
N/A	0	0	0	0	0	0	0	0	0
N/A	0	0	0	0	0	0	0	0	0
TOTAL	0	715,000	0	0	0	0	0	0	715,000

OPERATING BUDGET IMPACT	2024-25	2025-26	2026-27	2027-28	2028-29	Future Yrs	Total
	0	0	0	0	0	0	0

CITY OF PLANO

COMMUNITY INVESTMENT PROGRAM

Project Name: Paving & Waterline Imp: Middle Cove/Lookout/Westridge/etc.

Project Number: 68890

Start Date: Oct. 2020

Description:

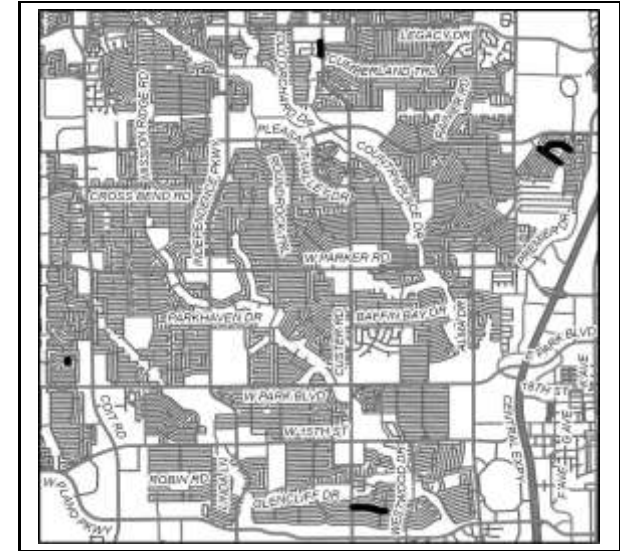
Completion Date: Oct. 2025

Project includes removal and replacement of 4,545 linear feet of full-width residential street pavement, sidewalks, driveways, barrier free ramps, and 3,300 linear feet of water line.

1. Middle Cove Drive (Lookout Trail to Buffalo Bend) (1,380 LF)
2. Lookout Trail (North of Middle Cove Drive to Eagle Pass) (1,110 LF)
3. Westridge Drive (Custer Road to Dartbrook Drive) (1,250 LF)
4. Carrington Drive (Glenmont Drive to Winslow Drive) (625 LF)
5. Early Morn Court (Early Morn Drive to end of cul-de-sac) (180 LF)

Project ENG-W-7461

(See also Street CIP #37890)



EXPENDITURES	Prior Years	Re-Estimate	2024-25	2025-26	2026-27	2027-28	2028-29	Future Yrs	Total
Land	0	0	0	0	0	0	0	0	0
Design	0	0	0	0	0	0	0	0	0
Construction	0	200,000	1,040,000	0	0	0	0	0	1,240,000
Equipment	0	0	0	0	0	0	0	0	0
TOTAL	0	200,000	1,040,000	0	0	0	0	0	1,240,000

REVENUES	Prior Years	Re-Estimate	2024-25	2025-26	2026-27	2027-28	2028-29	Future Yrs	Total
Water Sales	0	200,000	1,040,000	0	0	0	0	0	1,240,000
N/A	0	0	0	0	0	0	0	0	0
N/A	0	0	0	0	0	0	0	0	0
TOTAL	0	200,000	1,040,000	0	0	0	0	0	1,240,000

OPERATING BUDGET IMPACT	2024-25	2025-26	2026-27	2027-28	2028-29	Future Yrs	Total
	0	0	0	0	0	0	0

CITY OF PLANO

COMMUNITY INVESTMENT PROGRAM

Project Name: Paving & Waterline Imp: Pleasant Valley & Villa Downs

Project Number: 68796

Start Date: Oct. 2020

Description:

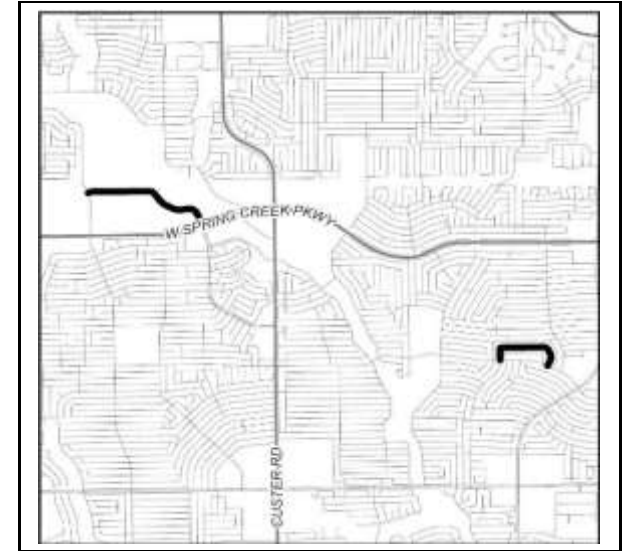
Completion Date: Oct. 2024

Project includes removal and replacement of 2,850 linear feet of full-width collector and 1,720 linear feet residential street pavement, sidewalks, driveways, barrier free ramps, and 4,720 linear feet of water line.

1. Pleasant Valley Rd (Roundrock Trail to Spring Creek Parkway) (2,850 LF) (Collector Street)
2. Villa Downs Drive (Cross Bend Road to Cross Bend Road) (1,720 LF) (Residential Street)

Project ENG-S-7292

(See also Streets CIP #36896)



EXPENDITURES	Prior Years	Re-Estimate	2024-25	2025-26	2026-27	2027-28	2028-29	Future Yrs	Total
Land	0	0	0	0	0	0	0	0	0
Design	0	0	0	0	0	0	0	0	0
Construction	982,581	20,000	0	0	0	0	0	0	1,002,581
Equipment	0	0	0	0	0	0	0	0	0
TOTAL	982,581	20,000	0	0	0	0	0	0	1,002,581

REVENUES	Prior Years	Re-Estimate	2024-25	2025-26	2026-27	2027-28	2028-29	Future Yrs	Total
Water Sales	982,581	20,000	0	0	0	0	0	0	1,002,581
N/A	0	0	0	0	0	0	0	0	0
N/A	0	0	0	0	0	0	0	0	0
TOTAL	982,581	20,000	0	0	0	0	0	0	1,002,581

OPERATING BUDGET IMPACT	2024-25	2025-26	2026-27	2027-28	2028-29	Future Yrs	Total
	0	0	0	0	0	0	0

CITY OF PLANO

COMMUNITY INVESTMENT PROGRAM

Project Name: Paving & Waterline Imp: Rigsbee/Peppertree/Laurel/Trailridge

Project Number: 360021

Start Date: Aug. 2023

Description:

Completion Date: Aug. 2026

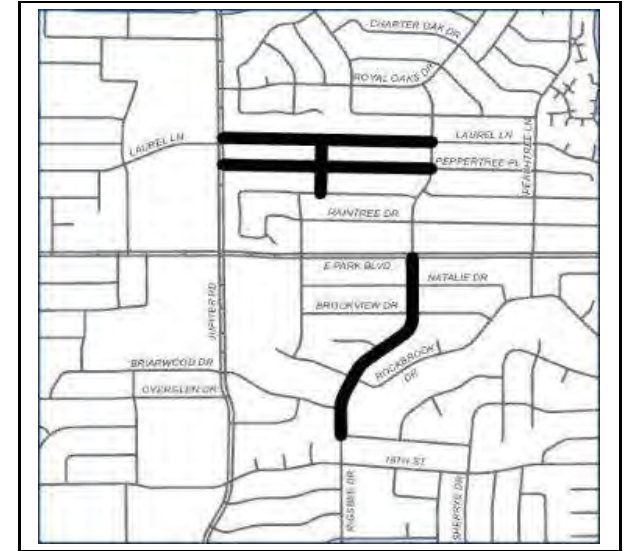
Includes the removal and replacement of 7,480 LF of full-width residential and collector street pavement, including sidewalks, barrier free ramps, and water lines at the following locations:

1. Rigsbee Drive (Briarwood Drive to East Park Blvd) (2,340 LF)
2. Peppertree Place (Jupiter Road to Rigsbee Drive) (2,260 LF)
3. Laurel Lane (Rigsbee Drive to Jupiter Road) (2,270 LF)
4. Trailridge Drive (Laurel Lane to Lemmontree Lane) (610 LF)

Project ENG-CMB-00003

(See also Street CIP Project 330034)

(Migrated from previous account #67001)



EXPENDITURES	Prior Years	Re-Estimate	2024-25	2025-26	2026-27	2027-28	2028-29	Future Yrs	Total
Land	0	0	0	0	0	0	0	0	0
Design	0	0	0	0	0	0	0	0	0
Construction	0	0	300,000	1,200,000	0	0	0	0	1,500,000
Equipment	0	0	0	0	0	0	0	0	0
TOTAL	0	0	300,000	1,200,000	0	0	0	0	1,500,000

REVENUES	Prior Years	Re-Estimate	2024-25	2025-26	2026-27	2027-28	2028-29	Future Yrs	Total
Water Sales	0	0	300,000	1,200,000	0	0	0	0	1,500,000
N/A	0	0	0	0	0	0	0	0	0
N/A	0	0	0	0	0	0	0	0	0
TOTAL	0	0	300,000	1,200,000	0	0	0	0	1,500,000

OPERATING BUDGET IMPACT	2024-25	2025-26	2026-27	2027-28	2028-29	Future Yrs	Total
	0	0	0	0	0	0	0

CITY OF PLANO

COMMUNITY INVESTMENT PROGRAM

Project Name: Paving & WL Imp: Monarch/Charter/White Oak/Desert Garden

Project Number: 67902

Start Date: Dec. 2022

Description:

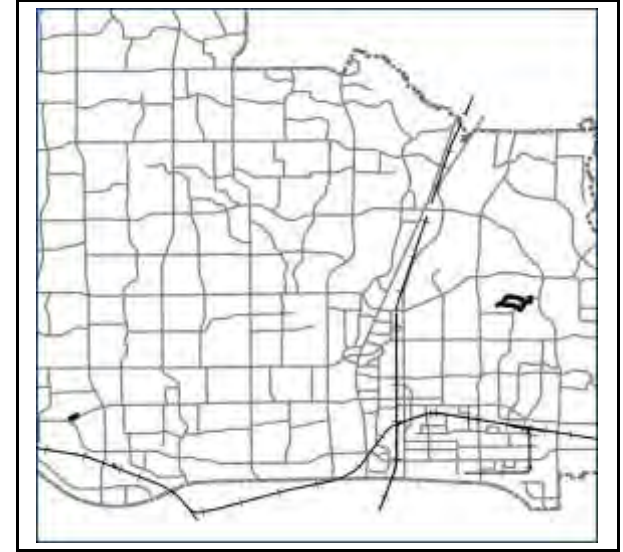
Completion Date: Dec. 2026

Includes the removal and replacement of 4,970 LF of full-width residential and collector street pavement, including sidewalks, barrier free ramps, and water lines at the following locations:

1. Monarch Drive (Royal Oaks Drive to Charter Oak Drive) (1,325LF)
2. Monarch Court (Monarch Drive to cul-de-sac) (100 LF)
3. White Oak Drive (Royal Oaks Drive to Countess Drive) (1,410 LF)
4. White Oak Court (White Oak Drive to cul-de-sac) (80 LF)
5. Charter Oak Drive (Duchess Trail to Royal Oaks Drive) (1,515 LF)
6. Desert Garden Drive (Watersedge Drive to cul-de-sac) (540 LF)

Project ENG-CMB-7572

(See also Street CIP Project 37902)



EXPENDITURES	Prior Years	Re-Estimate	2024-25	2025-26	2026-27	2027-28	2028-29	Future Yrs	Total
Land	0	0	0	0	0	0	0	0	0
Design	0	0	0	0	0	0	0	0	0
Construction	0	100,000	750,000	500,000	0	0	0	0	1,350,000
Equipment	0	0	0	0	0	0	0	0	0
TOTAL	0	100,000	750,000	500,000	0	0	0	0	1,350,000

REVENUES	Prior Years	Re-Estimate	2024-25	2025-26	2026-27	2027-28	2028-29	Future Yrs	Total
Water Sales	0	100,000	750,000	500,000	0	0	0	0	1,350,000
N/A	0	0	0	0	0	0	0	0	0
N/A	0	0	0	0	0	0	0	0	0
TOTAL	0	100,000	750,000	500,000	0	0	0	0	1,350,000

OPERATING BUDGET IMPACT	2024-25	2025-26	2026-27	2027-28	2028-29	Future Yrs	Total
	0	0	0	0	0	0	0

CITY OF PLANO

COMMUNITY INVESTMENT PROGRAM

Project Name: Ridgeview Master Plan

Project Number: 360018

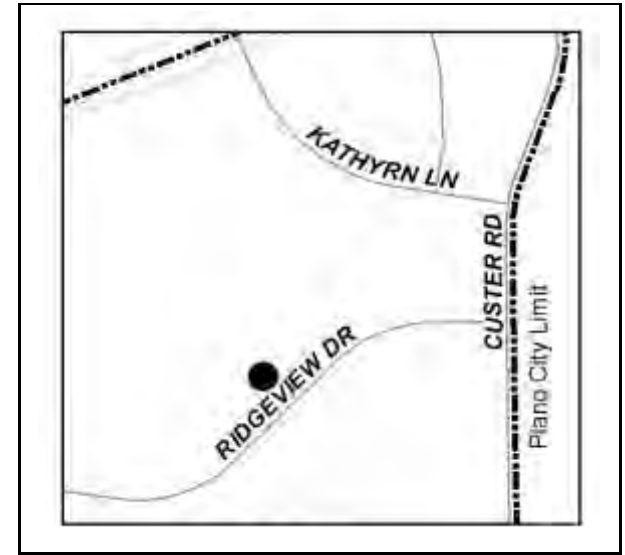
Start Date: Jul. 2023

Description:

Completion Date: Jul. 2025

Project to establish a maintenance, rehabilitation and replacement master plan for infrastructure at the City's Ridgeview Pump Station.

Project PW-W-00013



EXPENDITURES	Prior Years	Re-Estimate	2024-25	2025-26	2026-27	2027-28	2028-29	Future Yrs	Total
Land	0	0	0	0	0	0	0	0	0
Design	0	331,600	100,000	0	0	0	0	0	431,600
Construction	0	0	0	0	0	0	0	0	0
Equipment	0	0	0	0	0	0	0	0	0
TOTAL	0	331,600	100,000	0	0	0	0	0	431,600

REVENUES	Prior Years	Re-Estimate	2024-25	2025-26	2026-27	2027-28	2028-29	Future Yrs	Total
Water Sales	0	331,600	100,000	0	0	0	0	0	431,600
N/A	0	0	0	0	0	0	0	0	0
N/A	0	0	0	0	0	0	0	0	0
TOTAL	0	331,600	100,000	0	0	0	0	0	431,600

OPERATING BUDGET IMPACT	2024-25	2025-26	2026-27	2027-28	2028-29	Future Yrs	Total
	0	0	0	0	0	0	0

CITY OF PLANO

COMMUNITY INVESTMENT PROGRAM

Project Name: Utility Billing System Replacement

Project Number: 67750

Start Date: Oct. 2022

Description:

Completion Date: Sep. 2025

Replacement of the current utility billing system. The new system will create accurate and timely bills to customers, integrate with a consumer engagement platform to utilize advanced functionality of the current meter reading system and offer an integrated payment system that includes SMS notifications.

Phase I includes Professional Services/Consulting services define objectives, scope, impacts, dependencies, and requirements.



EXPENDITURES	Prior Years	Re-Estimate	2024-25	2025-26	2026-27	2027-28	2028-29	Future Yrs	Total
Land	0	0	0	0	0	0	0	0	0
Design	0	0	0	146,579	250,000	0	0	0	396,579
Construction	0	0	0	0	0	0	0	0	0
Equipment	0	0	2,450,000	1,775,000	100,000	0	0	0	4,325,000
TOTAL	0	0	2,450,000	1,921,579	350,000	0	0	0	4,721,579

REVENUES	Prior Years	Re-Estimate	2024-25	2025-26	2026-27	2027-28	2028-29	Future Yrs	Total
Revenue Bonds	0	0	2,450,000	1,921,579	350,000	0	0	0	4,721,579
N/A	0	0	0	0	0	0	0	0	0
N/A	0	0	0	0	0	0	0	0	0
TOTAL	0	0	2,450,000	1,921,579	350,000	0	0	0	4,721,579

OPERATING BUDGET IMPACT	2024-25	2025-26	2026-27	2027-28	2028-29	Future Yrs	Total
	0	0	0	0	0	0	0

CITY OF PLANO

COMMUNITY INVESTMENT PROGRAM

Project Name: Water Infrastructure Renovation

Project Number: 68460

Start Date: Oct. 2012

Description:

Completion Date: Sep. 2029

Waterline rehabilitation in various areas of the City.



EXPENDITURES	Prior Years	Re-Estimate	2024-25	2025-26	2026-27	2027-28	2028-29	Future Yrs	Total
Land	8,666	0	0	0	0	0	0	0	8,666
Design	18,514	0	0	0	0	0	0	0	18,514
Construction	13,729	750,000	190,000	2,640,000	6,040,000	7,750,000	8,000,000	0	25,383,729
Equipment	0	0	0	0	0	0	0	0	0
TOTAL	40,909	750,000	190,000	2,640,000	6,040,000	7,750,000	8,000,000	0	25,410,909

REVENUES	Prior Years	Re-Estimate	2024-25	2025-26	2026-27	2027-28	2028-29	Future Yrs	Total
Water Sales	40,909	750,000	190,000	2,640,000	6,040,000	7,750,000	8,000,000	0	25,410,909
N/A	0	0	0	0	0	0	0	0	0
N/A	0	0	0	0	0	0	0	0	0
TOTAL	40,909	750,000	190,000	2,640,000	6,040,000	7,750,000	8,000,000	0	25,410,909

OPERATING BUDGET IMPACT	2024-25	2025-26	2026-27	2027-28	2028-29	Future Yrs	Total
	0	0	0	0	0	0	0

CITY OF PLANO

COMMUNITY INVESTMENT PROGRAM

Project Name: Water Quality

Project Number: 360002

Start Date: Oct. 2012

Description:

Completion Date: Sep. 2029

Evaluation of the water quality within the City's water system and installation of needed improvements.

Project PW-W-00003

(Migrated from previous account #67894)



EXPENDITURES	Prior Years	Re-Estimate	2024-25	2025-26	2026-27	2027-28	2028-29	Future Yrs	Total
Land	0	0	0	0	0	0	0	0	0
Design	202,767	0	0	0	0	0	0	0	202,767
Construction	0	125,000	0	0	400,000	400,000	400,000	0	1,325,000
Equipment	0	0	0	0	0	0	0	0	0
TOTAL	202,767	125,000	0	0	400,000	400,000	400,000	0	1,527,767

REVENUES	Prior Years	Re-Estimate	2024-25	2025-26	2026-27	2027-28	2028-29	Future Yrs	Total
Water Sales	202,767	125,000	0	0	400,000	400,000	400,000	0	1,527,767
N/A	0	0	0	0	0	0	0	0	0
N/A	0	0	0	0	0	0	0	0	0
TOTAL	202,767	125,000	0	0	400,000	400,000	400,000	0	1,527,767

OPERATING BUDGET IMPACT	2024-25	2025-26	2026-27	2027-28	2028-29	Future Yrs	Total
	0	0	0	0	0	0	0

CITY OF PLANO

COMMUNITY INVESTMENT PROGRAM

Project Name: Water Rehab - Creekside Estates

Project Number: 360254

Start Date: Apr. 2024

Description:

Completion Date: Jul. 2026

Projects includes replacement of approximately 11,890 LF of water line and associated pavement in Creekside Estates neighborhood.

Project ENG-CMB-00007

(See also Street CIP #334260)



EXPENDITURES	Prior Years	Re-Estimate	2024-25	2025-26	2026-27	2027-28	2028-29	Future Yrs	Total
Land	0	0	0	0	0	0	0	0	0
Design	0	140,000	190,000	100,000	0	0	0	0	430,000
Construction	0	0	400,000	1,500,000	0	0	0	0	1,900,000
Equipment	0	0	0	0	0	0	0	0	0
TOTAL	0	140,000	590,000	1,600,000	0	0	0	0	2,330,000

REVENUES	Prior Years	Re-Estimate	2024-25	2025-26	2026-27	2027-28	2028-29	Future Yrs	Total
Water Sales	0	140,000	590,000	1,600,000	0	0	0	0	2,330,000
N/A	0	0	0	0	0	0	0	0	0
N/A	0	0	0	0	0	0	0	0	0
TOTAL	0	140,000	590,000	1,600,000	0	0	0	0	2,330,000

OPERATING BUDGET IMPACT	2024-25	2025-26	2026-27	2027-28	2028-29	Future Yrs	Total
	0	0	0	0	0	0	0

CITY OF PLANO

COMMUNITY INVESTMENT PROGRAM

Project Name: Water Rehab - Cross Creek East

Project Number: 68452

Start Date: Dec. 2018

Description:

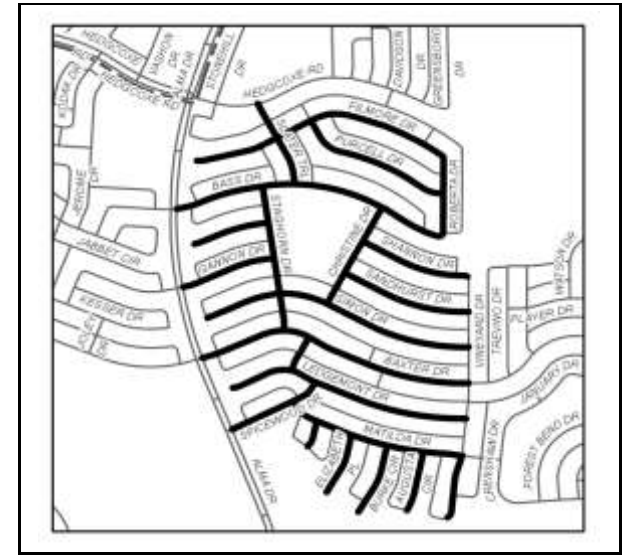
Completion Date: Sep. 2024

Approximately 23,000 linear feet of water line replacement in the Cross Creek Estates neighborhood.

Design awarded to Jerry Parche Consulting Engineers (#3A) and Jones & Carter (#3B) in December 2018.

Project ENG-W-7055.1

(See also Street CIP #37452)



EXPENDITURES	Prior Years	Re-Estimate	2024-25	2025-26	2026-27	2027-28	2028-29	Future Yrs	Total
Land	17,858	0	0	0	0	0	0	0	17,858
Design	785,883	0	0	0	0	0	0	0	785,883
Construction	3,345,278	735,000	0	0	0	0	0	0	4,080,278
Equipment	0	0	0	0	0	0	0	0	0
TOTAL	4,149,019	735,000	0	0	0	0	0	0	4,884,019

REVENUES	Prior Years	Re-Estimate	2024-25	2025-26	2026-27	2027-28	2028-29	Future Yrs	Total
Water Sales	4,149,019	735,000	0	0	0	0	0	0	4,884,019
N/A	0	0	0	0	0	0	0	0	0
N/A	0	0	0	0	0	0	0	0	0
TOTAL	4,149,019	735,000	0	0	0	0	0	0	4,884,019

OPERATING BUDGET IMPACT	2024-25	2025-26	2026-27	2027-28	2028-29	Future Yrs	Total
	0	0	0	0	0	0	0

CITY OF PLANO

COMMUNITY INVESTMENT PROGRAM

Project Name: Water Rehab - Douglass Community
Project Number: 360257 **Start Date:** May. 2024
Description: **Completion Date:** Sep. 2027

Water and associated pavement rehabilitation in the Douglass Community.

Project ENG-W-00002

(See also Street CIP #334265)



EXPENDITURES	Prior Years	Re-Estimate	2024-25	2025-26	2026-27	2027-28	2028-29	Future Yrs	Total
Land	0	0	5,000	0	0	0	0	0	5,000
Design	0	100,000	200,000	60,000	30,000	0	0	0	390,000
Construction	0	0	600,000	1,700,000	500,000	0	0	0	2,800,000
Equipment	0	0	0	0	0	0	0	0	0
TOTAL	0	100,000	805,000	1,760,000	530,000	0	0	0	3,195,000

REVENUES	Prior Years	Re-Estimate	2024-25	2025-26	2026-27	2027-28	2028-29	Future Yrs	Total
Water Sales	0	100,000	805,000	1,760,000	530,000	0	0	0	3,195,000
N/A	0	0	0	0	0	0	0	0	0
N/A	0	0	0	0	0	0	0	0	0
TOTAL	0	100,000	805,000	1,760,000	530,000	0	0	0	3,195,000

OPERATING BUDGET IMPACT	2024-25	2025-26	2026-27	2027-28	2028-29	Future Yrs	Total
	0	0	0	0	0	0	0

CITY OF PLANO

COMMUNITY INVESTMENT PROGRAM

Project Name: Water Rehab - Frontier/Webster/Keenan/Redondo/Raywood/Spr P

Project Number: 68991

Start Date: Oct. 2020

Description:

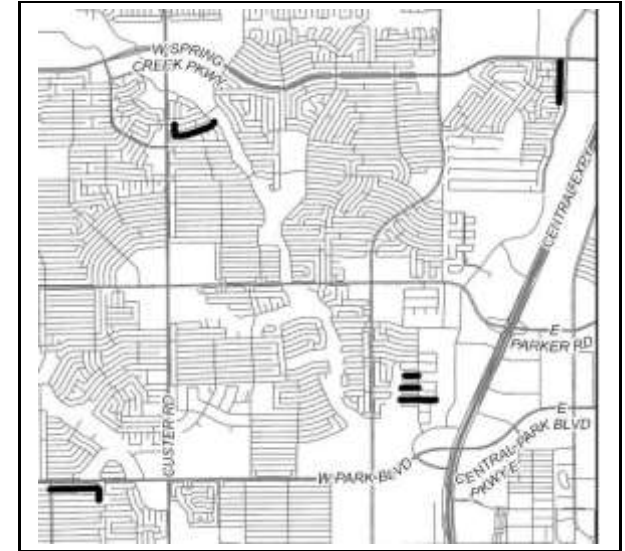
Completion Date: Aug. 2024

Project includes replacement of 5,515 linear feet of water line at the following locations:

1. Frontier Lane (Tucson Court to End) (1,150 LF)
2. Sparrows Point Drive (Deerfield Drive to Country Place Drive) (1,435 LF)
3. Webster Drive (Stratford Drive to Evans Drive) (1,570 LF)
4. Keenan Circle (Pebble Vale Drive to End) (380 LF)
5. Redondo Circle (Pebble Vale Drive to End) (470 LF)
6. Raywood Circle (Pebble Vale Drive to End) (510 LF).

Project ENG-W-7295

(See also Street CIP #37201)



EXPENDITURES	Prior Years	Re-Estimate	2024-25	2025-26	2026-27	2027-28	2028-29	Future Yrs	Total
Land	0	0	0	0	0	0	0	0	0
Design	228,707	0	0	0	0	0	0	0	228,707
Construction	1,646,710	38,240	0	0	0	0	0	0	1,684,950
Equipment	0	0	0	0	0	0	0	0	0
TOTAL	1,875,417	38,240	0	0	0	0	0	0	1,913,657

REVENUES	Prior Years	Re-Estimate	2024-25	2025-26	2026-27	2027-28	2028-29	Future Yrs	Total
Water Sales	1,875,417	38,240	0	0	0	0	0	0	1,913,657
N/A	0	0	0	0	0	0	0	0	0
N/A	0	0	0	0	0	0	0	0	0
TOTAL	1,875,417	38,240	0	0	0	0	0	0	1,913,657

OPERATING BUDGET IMPACT	2024-25	2025-26	2026-27	2027-28	2028-29	Future Yrs	Total
	0	0	0	0	0	0	0

CITY OF PLANO

COMMUNITY INVESTMENT PROGRAM

Project Name: Water Rehab - Kimberlea Additions

Project Number: 360256

Start Date: May. 2024

Description:

Completion Date: Sep. 2027

Project ENG-W-00001

(See also Street CIP #334264)



EXPENDITURES	Prior Years	Re-Estimate	2024-25	2025-26	2026-27	2027-28	2028-29	Future Yrs	Total
Land	0	0	5,000	0	0	0	0	0	5,000
Design	0	50,000	400,000	200,000	30,000	0	0	0	680,000
Construction	0	0	400,000	2,200,000	900,000	0	0	0	3,500,000
Equipment	0	0	0	0	0	0	0	0	0
TOTAL	0	50,000	805,000	2,400,000	930,000	0	0	0	4,185,000

REVENUES	Prior Years	Re-Estimate	2024-25	2025-26	2026-27	2027-28	2028-29	Future Yrs	Total
Water Sales	0	50,000	805,000	2,400,000	930,000	0	0	0	4,185,000
N/A	0	0	0	0	0	0	0	0	0
N/A	0	0	0	0	0	0	0	0	0
TOTAL	0	50,000	805,000	2,400,000	930,000	0	0	0	4,185,000

OPERATING BUDGET IMPACT	2024-25	2025-26	2026-27	2027-28	2028-29	Future Yrs	Total
	0	0	0	0	0	0	0

CITY OF PLANO

COMMUNITY INVESTMENT PROGRAM

Project Name: Water Rehab - Los Rios Addition and Ranch Estates

Project Number: 360252

Start Date: Mar. 2024

Description:

Completion Date: Sep. 2027

Projects includes replacement of approximately 13,780 LF of water line and associated pavement in Los Rios Addition and Ranch Estates neighborhood.

Project ENG-CMB-00005

(See also Street CIP #334258)



EXPENDITURES	Prior Years	Re-Estimate	2024-25	2025-26	2026-27	2027-28	2028-29	Future Yrs	Total
Land	0	0	0	0	0	0	0	0	0
Design	0	100,000	350,000	350,000	70,000	0	0	0	870,000
Construction	0	0	200,000	2,500,000	900,000	0	0	0	3,600,000
Equipment	0	0	0	0	0	0	0	0	0
TOTAL	0	100,000	550,000	2,850,000	970,000	0	0	0	4,470,000

REVENUES	Prior Years	Re-Estimate	2024-25	2025-26	2026-27	2027-28	2028-29	Future Yrs	Total
Water Sales	0	100,000	550,000	2,850,000	970,000	0	0	0	4,470,000
N/A	0	0	0	0	0	0	0	0	0
N/A	0	0	0	0	0	0	0	0	0
TOTAL	0	100,000	550,000	2,850,000	970,000	0	0	0	4,470,000

OPERATING BUDGET IMPACT	2024-25	2025-26	2026-27	2027-28	2028-29	Future Yrs	Total
	0	0	0	0	0	0	0

CITY OF PLANO

COMMUNITY INVESTMENT PROGRAM

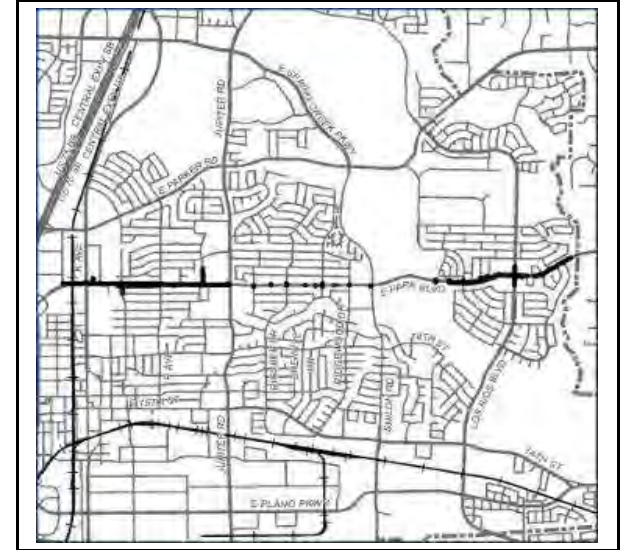
Project Name: Water Rehab - Park Blvd Phase 2 (US75 to East City Limits)
Project Number: 360020 **Start Date:** Jan. 2023
Description: **Completion Date:** Jun. 2026

Replacement of approximately 16,410 LF of cast iron water lines located within the right-of-way, either crossing or currently parallel to Park Blvd. The water lines are primarily 8", but range between 6" and 12" diameter. The project limits are between Archerwood Drive to the East City Limits.

Project ENG-CMB-00002

(See also Street CIP #330032)

(Migrated from previous account #68198)



EXPENDITURES	Prior Years	Re-Estimate	2024-25	2025-26	2026-27	2027-28	2028-29	Future Yrs	Total
Land	0	0	0	0	0	0	0	0	0
Design	305,774	100,000	40,000	10,000	0	0	0	0	455,774
Construction	0	200,000	2,500,000	1,200,000	0	0	0	0	3,900,000
Equipment	0	0	0	0	0	0	0	0	0
TOTAL	305,774	300,000	2,540,000	1,210,000	0	0	0	0	4,355,774

REVENUES	Prior Years	Re-Estimate	2024-25	2025-26	2026-27	2027-28	2028-29	Future Yrs	Total
N/A	305,774	300,000	2,540,000	1,210,000	0	0	0	0	4,355,774
N/A	0	0	0	0	0	0	0	0	0
N/A	0	0	0	0	0	0	0	0	0
TOTAL	305,774	300,000	2,540,000	1,210,000	0	0	0	0	4,355,774

OPERATING BUDGET IMPACT	2024-25	2025-26	2026-27	2027-28	2028-29	Future Yrs	Total
	0	0	0	0	0	0	0

CITY OF PLANO

COMMUNITY INVESTMENT PROGRAM

Project Name: Water Rehab - Park Blvd Phase I (Preston to 75)

Project Number: 68197

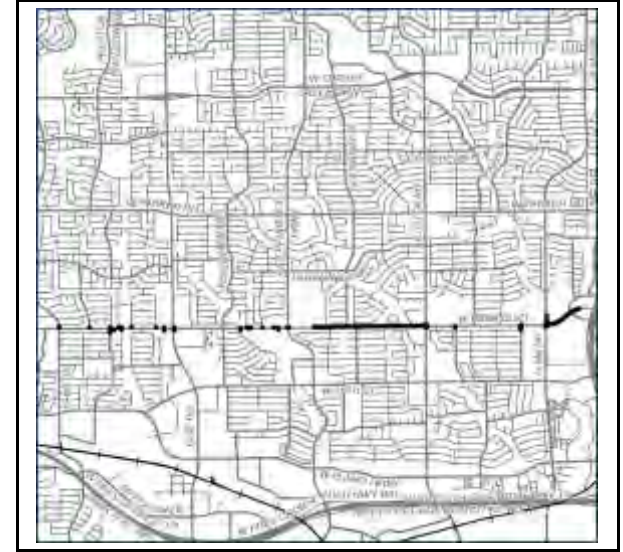
Start Date: Nov. 2022

Description:

Completion Date: Apr. 2026

Project includes the replacement of 9,250 linear feet of antiquated cast iron water lines either crossing or running parallel to W. Park Boulevard between Preston Road to US 75. Water lines will be replaced with new PVC pipes in anticipation of Public Works maintenance and overlay projects scheduled along Park Boulevard.

Project ENG-W-7573



EXPENDITURES	Prior Years	Re-Estimate	2024-25	2025-26	2026-27	2027-28	2028-29	Future Yrs	Total
Land	0	0	0	0	0	0	0	0	0
Design	280,505	45,000	10,000	0	0	0	0	0	335,505
Construction	0	200,000	2,500,000	1,600,000	0	0	0	0	4,300,000
Equipment	0	0	0	0	0	0	0	0	0
TOTAL	280,505	245,000	2,510,000	1,600,000	0	0	0	0	4,635,505

REVENUES	Prior Years	Re-Estimate	2024-25	2025-26	2026-27	2027-28	2028-29	Future Yrs	Total
Water Sales	280,505	245,000	2,510,000	1,600,000	0	0	0	0	4,635,505
N/A	0	0	0	0	0	0	0	0	0
N/A	0	0	0	0	0	0	0	0	0
TOTAL	280,505	245,000	2,510,000	1,600,000	0	0	0	0	4,635,505

OPERATING BUDGET IMPACT	2024-25	2025-26	2026-27	2027-28	2028-29	Future Yrs	Total
	0	0	0	0	0	0	0

CITY OF PLANO

COMMUNITY INVESTMENT PROGRAM

Project Name: Water Rehab - Parker Rd Estates Phase I

Project Number: 68992

Start Date: Oct. 2020

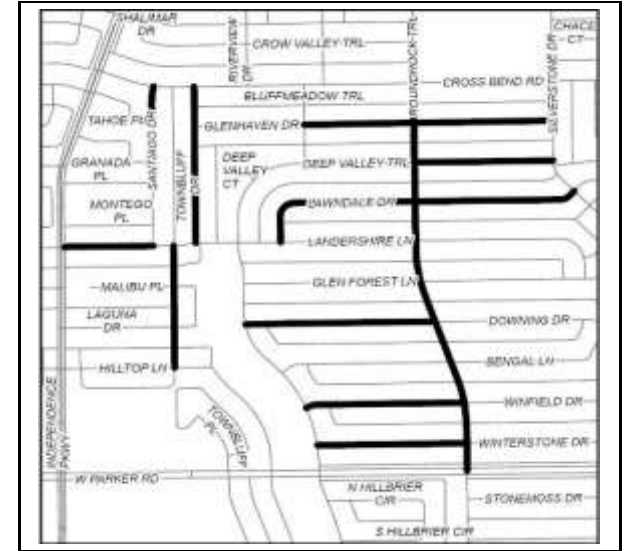
Description:

Completion Date: Oct. 2024

Project includes replacement of 14,485 linear feet of water line and associated pavement replacement in the Parker Road Estates neighborhood.

Project ENG-W-7356

(See also Street CIP #37205)



EXPENDITURES	Prior Years	Re-Estimate	2024-25	2025-26	2026-27	2027-28	2028-29	Future Yrs	Total
Land	0	0	0	0	0	0	0	0	0
Design	265,028	15,000	0	0	0	0	0	0	280,028
Construction	1,585,936	400,000	0	0	0	0	0	0	1,985,936
Equipment	0	0	0	0	0	0	0	0	0
TOTAL	1,850,964	415,000	0	0	0	0	0	0	2,265,964

REVENUES	Prior Years	Re-Estimate	2024-25	2025-26	2026-27	2027-28	2028-29	Future Yrs	Total
Water Sales	1,850,964	415,000	0	0	0	0	0	0	2,265,964
N/A	0	0	0	0	0	0	0	0	0
N/A	0	0	0	0	0	0	0	0	0
TOTAL	1,850,964	415,000	0	0	0	0	0	0	2,265,964

OPERATING BUDGET IMPACT	2024-25	2025-26	2026-27	2027-28	2028-29	Future Yrs	Total
	0	0	0	0	0	0	0

CITY OF PLANO

COMMUNITY INVESTMENT PROGRAM

Project Name: Water Rehab - Parker Rd Estates Phase II

Project Number: 68993

Start Date: Feb. 2021

Description:

Completion Date: Feb. 2024

Project includes replacement of 13,005 linear feet of water line and associated pavement replacement in the eastern portion of the Parker Road Estates neighborhood.

Project ENG-W-7293

(See also Street CIP #37206)



EXPENDITURES	Prior Years	Re-Estimate	2024-25	2025-26	2026-27	2027-28	2028-29	Future Yrs	Total
Land	0	0	0	0	0	0	0	0	0
Design	485,867	25,000	0	0	0	0	0	0	510,867
Construction	1,454,726	1,340,000	0	0	0	0	0	0	2,794,726
Equipment	0	0	0	0	0	0	0	0	0
TOTAL	1,940,593	1,365,000	0	0	0	0	0	0	3,305,593

REVENUES	Prior Years	Re-Estimate	2024-25	2025-26	2026-27	2027-28	2028-29	Future Yrs	Total
Water Sales	1,940,593	1,475,000	0	0	0	0	0	0	3,415,593
N/A	0	0	0	0	0	0	0	0	0
N/A	0	0	0	0	0	0	0	0	0
TOTAL	1,940,593	1,475,000	0	0	0	0	0	0	3,415,593

OPERATING BUDGET IMPACT	2024-25	2025-26	2026-27	2027-28	2028-29	Future Yrs	Total
	0	0	0	0	0	0	0

CITY OF PLANO

COMMUNITY INVESTMENT PROGRAM

Project Name: Water Rehab - Parkview Addition

Project Number: 68453

Start Date: Oct. 2019

Description:

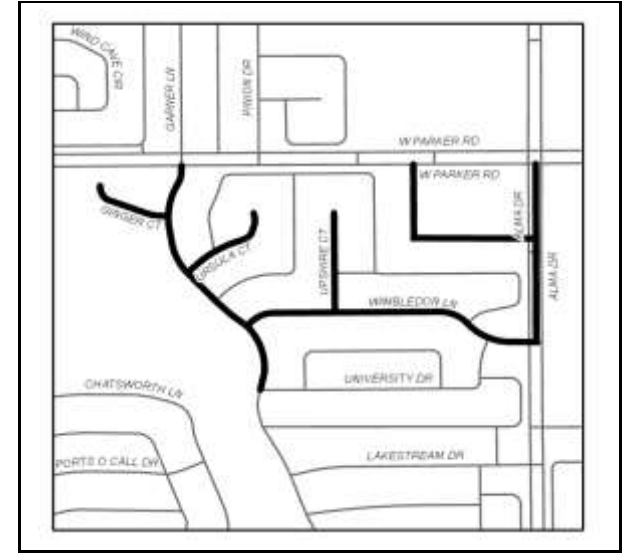
Completion Date: Sep. 2024

Project includes approximately 5300 linear feet of water reconstruction at the following locations:

1. Garner Ln - Parker Rd to University Dr
2. Ginger Ct
3. Ursula Ct
4. Alma - Lexington to Parker
5. Parkview Plaza

Project ENG-W-7286

(See also Street CIP #37453)



EXPENDITURES	Prior Years	Re-Estimate	2024-25	2025-26	2026-27	2027-28	2028-29	Future Yrs	Total
Land	0	0	0	0	0	0	0	0	0
Design	174,713	0	0	0	0	0	0	0	174,713
Construction	1,216,788	6,603	0	0	0	0	0	0	1,223,391
Equipment	0	0	0	0	0	0	0	0	0
TOTAL	1,391,501	6,603	0	0	0	0	0	0	1,398,104

REVENUES	Prior Years	Re-Estimate	2024-25	2025-26	2026-27	2027-28	2028-29	Future Yrs	Total
Water Sales	1,391,501	6,603	0	0	0	0	0	0	1,398,104
N/A	0	0	0	0	0	0	0	0	0
N/A	0	0	0	0	0	0	0	0	0
TOTAL	1,391,501	6,603	0	0	0	0	0	0	1,398,104

OPERATING BUDGET IMPACT	2024-25	2025-26	2026-27	2027-28	2028-29	Future Yrs	Total
	0	0	0	0	0	0	0

CITY OF PLANO

COMMUNITY INVESTMENT PROGRAM

Project Name: Water Rehab - Parkway Estates and Whiffletree Addition

Project Number: 360253

Start Date: Mar. 2024

Description:

Completion Date: Sep. 2026

Projects includes replacement of approximately 14,400 LF of water line and associated pavement replacement in the Parkway Estates and Whiffletree neighborhood.

Project ENG-CMB-00006

(See also Street CIP #334259)



EXPENDITURES	Prior Years	Re-Estimate	2024-25	2025-26	2026-27	2027-28	2028-29	Future Yrs	Total
Land	0	0	0	0	0	0	0	0	0
Design	0	140,000	190,000	100,000	0	0	0	0	430,000
Construction	0	0	0	0	0	0	0	0	0
Equipment	0	0	0	0	0	0	0	0	0
TOTAL	0	140,000	190,000	100,000	0	0	0	0	430,000

REVENUES	Prior Years	Re-Estimate	2024-25	2025-26	2026-27	2027-28	2028-29	Future Yrs	Total
Water Sales	0	140,000	190,000	100,000	0	0	0	0	430,000
N/A	0	0	0	0	0	0	0	0	0
N/A	0	0	0	0	0	0	0	0	0
TOTAL	0	140,000	190,000	100,000	0	0	0	0	430,000

OPERATING BUDGET IMPACT	2024-25	2025-26	2026-27	2027-28	2028-29	Future Yrs	Total
	0	0	0	0	0	0	0

CITY OF PLANO

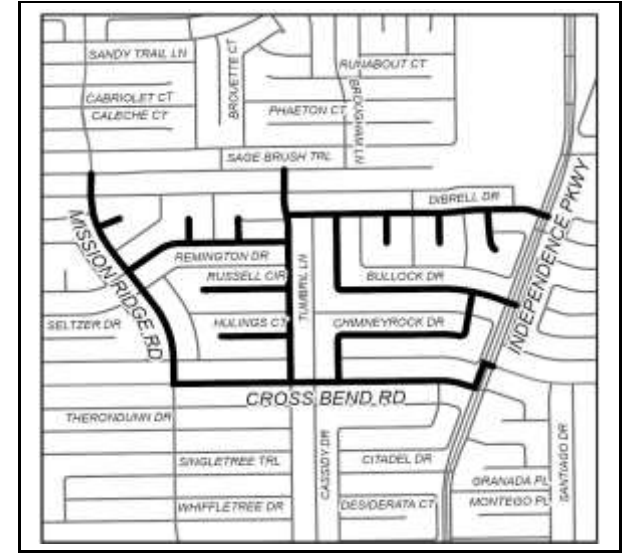
COMMUNITY INVESTMENT PROGRAM

Project Name: Water Rehab - Post Oak and Whiffletree II, III & IV
Project Number: 68922 **Start Date:** Mar. 2020
Description: **Completion Date:** Oct. 2025

Replacement of approximately 14,025 linear feet of water line in the Post Oak and Whiffletree neighborhoods on the following streets: Henri Ct., Remington Dr., Eggenhufer Cir., Boren Ct., Russell Cir., Hulings Ct., Tumbrial Ln., Bullock Dr., Chimneyrock Dr., Cross Bend Rd., Clipper Ct., Eleganza Ct., Weyburn Pl., Dibrell Dr., and Mission Ridge.

Project ENG-W-7239

(See also Street CIP #37922)



EXPENDITURES	Prior Years	Re-Estimate	2024-25	2025-26	2026-27	2027-28	2028-29	Future Yrs	Total
Land	0	0	0	0	0	0	0	0	0
Design	334,500	0	0	0	0	0	0	0	334,500
Construction	2,071,797	275,000	0	0	0	0	0	0	2,346,797
Equipment	0	0	0	0	0	0	0	0	0
TOTAL	2,406,297	275,000	0	0	0	0	0	0	2,681,297

REVENUES	Prior Years	Re-Estimate	2024-25	2025-26	2026-27	2027-28	2028-29	Future Yrs	Total
Water Sales	2,406,297	275,000	0	0	0	0	0	0	2,681,297
N/A	0	0	0	0	0	0	0	0	0
N/A	0	0	0	0	0	0	0	0	0
TOTAL	2,406,297	275,000	0	0	0	0	0	0	2,681,297

OPERATING BUDGET IMPACT	2024-25	2025-26	2026-27	2027-28	2028-29	Future Yrs	Total
	0	0	0	0	0	0	0

CITY OF PLANO

COMMUNITY INVESTMENT PROGRAM

Project Name: Water Rehab - River Bend Phase I

Project Number: 68472

Start Date: Mar. 2022

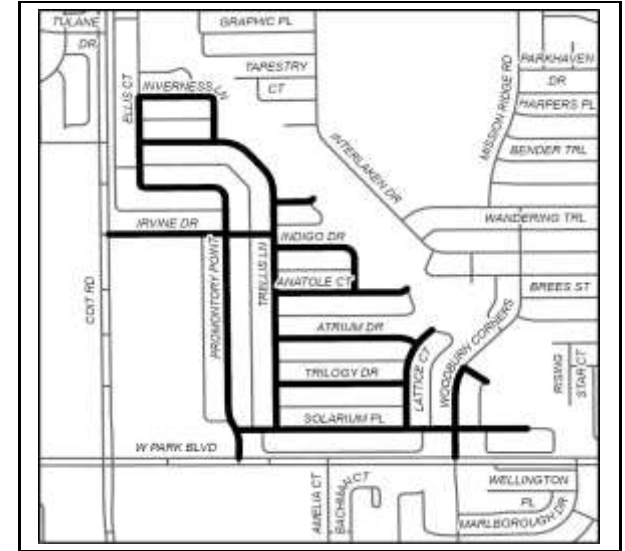
Description:

Completion Date: Oct. 2026

Project includes replacement of 14,200 linear feet of water line and associated pavement replacement in the River Bend neighborhood.

Project ENG-W-7466

(See also Street CIP #37472)



EXPENDITURES	Prior Years	Re-Estimate	2024-25	2025-26	2026-27	2027-28	2028-29	Future Yrs	Total
Land	0	0	0	0	0	0	0	0	0
Design	236,930	175,000	10,000	10,000	0	0	0	0	431,930
Construction	0	200,000	2,000,000	400,000	0	0	0	0	2,600,000
Equipment	0	0	0	0	0	0	0	0	0
TOTAL	236,930	375,000	2,010,000	410,000	0	0	0	0	3,031,930

REVENUES	Prior Years	Re-Estimate	2024-25	2025-26	2026-27	2027-28	2028-29	Future Yrs	Total
Water Sales	236,930	100,000	3,320,000	780,000	0	0	0	0	4,436,930
N/A	0	0	0	0	0	0	0	0	0
N/A	0	0	0	0	0	0	0	0	0
TOTAL	236,930	100,000	3,320,000	780,000	0	0	0	0	4,436,930

OPERATING BUDGET IMPACT	2024-25	2025-26	2026-27	2027-28	2028-29	Future Yrs	Total
	0	0	0	0	0	0	0

CITY OF PLANO

COMMUNITY INVESTMENT PROGRAM

Project Name: Water Rehab - Steeplechase Estates

Project Number: 68471

Start Date: Nov. 2021

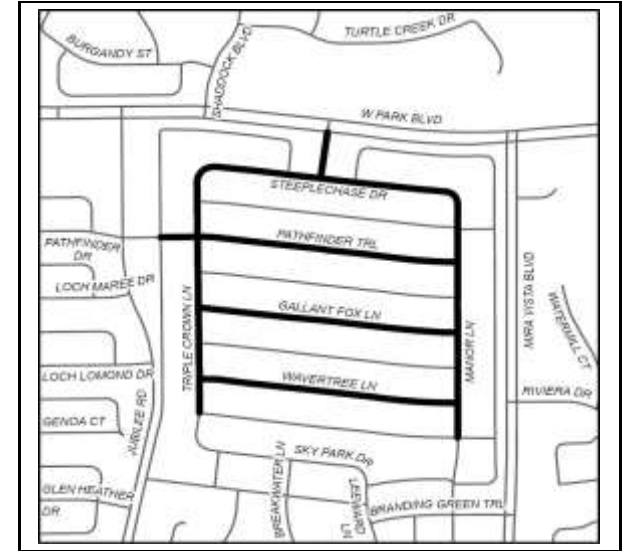
Description:

Completion Date: May. 2025

Project includes replacement of 7,200 linear feet of water line and associated pavement replacement in the Steeplechase neighborhood.

Project ENG-W-7465

(See also Street CIP #37471)



EXPENDITURES	Prior Years	Re-Estimate	2024-25	2025-26	2026-27	2027-28	2028-29	Future Yrs	Total
Land	0	0	0	0	0	0	0	0	0
Design	242,615	40,000	10,000	0	0	0	0	0	292,615
Construction	0	1,400,000	500,000	0	0	0	0	0	1,900,000
Equipment	0	0	0	0	0	0	0	0	0
TOTAL	242,615	1,440,000	510,000	0	0	0	0	0	2,192,615

REVENUES	Prior Years	Re-Estimate	2024-25	2025-26	2026-27	2027-28	2028-29	Future Yrs	Total
Water Sales	242,615	1,440,000	510,000	0	0	0	0	0	2,192,615
N/A	0	0	0	0	0	0	0	0	0
N/A	0	0	0	0	0	0	0	0	0
TOTAL	242,615	1,440,000	510,000	0	0	0	0	0	2,192,615

OPERATING BUDGET IMPACT	2024-25	2025-26	2026-27	2027-28	2028-29	Future Yrs	Total
	0	0	0	0	0	0	0

CITY OF PLANO

COMMUNITY INVESTMENT PROGRAM

Project Name: Water Rehabilitation - Parker Road (Indep. to Country Pl)

Project Number: 68210

Start Date: Dec. 2018

Description:

Completion Date: Sep. 2024

Removal and Replacement of waterline from Independence Parkway to Country Place Drive with pavement panel replacement as needed.

Project ENG-CMB-7050

(See also Street CIP #31210)



EXPENDITURES	Prior Years	Re-Estimate	2024-25	2025-26	2026-27	2027-28	2028-29	Future Yrs	Total
Land	0	0	0	0	0	0	0	0	0
Design	0	0	0	0	0	0	0	0	0
Construction	1,111,742	1,000,000	0	0	0	0	0	0	2,111,742
Equipment	0	0	0	0	0	0	0	0	0
TOTAL	1,111,742	1,000,000	0	0	0	0	0	0	2,111,742

REVENUES	Prior Years	Re-Estimate	2024-25	2025-26	2026-27	2027-28	2028-29	Future Yrs	Total
Water Sales	1,111,742	1,000,000	0	0	0	0	0	0	2,111,742
N/A	0	0	0	0	0	0	0	0	0
N/A	0	0	0	0	0	0	0	0	0
TOTAL	1,111,742	1,000,000	0	0	0	0	0	0	2,111,742

OPERATING BUDGET IMPACT	2024-25	2025-26	2026-27	2027-28	2028-29	Future Yrs	Total
	0	0	0	0	0	0	0

CITY OF PLANO

COMMUNITY INVESTMENT PROGRAM

Project Name: Water SCADA Upgrades

Project Number: 68999

Start Date: Oct. 2022

Description:

Completion Date: Sep. 2024

Upgrades to the current water SCADA system.

Project PW-W-7549



EXPENDITURES	Prior Years	Re-Estimate	2024-25	2025-26	2026-27	2027-28	2028-29	Future Yrs	Total
Land	0	0	0	0	0	0	0	0	0
Design	0	0	0	0	0	0	0	0	0
Construction	0	200,000	0	0	0	0	0	0	200,000
Equipment	0	0	0	0	0	0	0	0	0
TOTAL	0	200,000	0	0	0	0	0	0	200,000

REVENUES	Prior Years	Re-Estimate	2024-25	2025-26	2026-27	2027-28	2028-29	Future Yrs	Total
Water Sales	0	200,000	0	0	0	0	0	0	200,000
N/A	0	0	0	0	0	0	0	0	0
N/A	0	0	0	0	0	0	0	0	0
TOTAL	0	200,000	0	0	0	0	0	0	200,000

OPERATING BUDGET IMPACT	2024-25	2025-26	2026-27	2027-28	2028-29	Future Yrs	Total
	0	0	0	0	0	0	0

CITY OF PLANO

COMMUNITY INVESTMENT PROGRAM

Project Name: Water System AI Analysis

Project Number: 360006

Start Date: Oct. 2022

Description:

Completion Date: Sep. 2028

Project to utilize artificial intelligence to inspect the water system.

Project PW-W-7548

(Migrated from previous account #68998)



EXPENDITURES	Prior Years	Re-Estimate	2024-25	2025-26	2026-27	2027-28	2028-29	Future Yrs	Total
Land	0	0	0	0	0	0	0	0	0
Design	0	50,000	200,000	200,000	200,000	200,000	200,000	0	1,050,000
Construction	0	0	0	0	0	0	0	0	0
Equipment	0	0	0	0	0	0	0	0	0
TOTAL	0	50,000	200,000	200,000	200,000	200,000	200,000	0	1,050,000

REVENUES	Prior Years	Re-Estimate	2024-25	2025-26	2026-27	2027-28	2028-29	Future Yrs	Total
Water Sales	0	50,000	200,000	200,000	200,000	200,000	200,000	0	1,050,000
N/A	0	0	0	0	0	0	0	0	0
N/A	0	0	0	0	0	0	0	0	0
TOTAL	0	50,000	200,000	200,000	200,000	200,000	200,000	0	1,050,000

OPERATING BUDGET IMPACT	2024-25	2025-26	2026-27	2027-28	2028-29	Future Yrs	Total
	0	0	0	0	0	0	0

CITY OF PLANO

COMMUNITY INVESTMENT PROGRAM

Project Name: Water System Inspections

Project Number: 360011

Start Date: Oct. 2022

Description:

Completion Date: Sep. 2029

Internal inspection of the large diameter water mains by outside consultants supporting Asset Management and to identify future CIP water projects.

Project PW-W-7534

(Migrated from previous account #68159)



EXPENDITURES	Prior Years	Re-Estimate	2024-25	2025-26	2026-27	2027-28	2028-29	Future Yrs	Total
Land	0	0	0	0	0	0	0	0	0
Design	0	0	0	0	0	0	0	0	0
Construction	0	0	1,000,000	1,000,000	1,000,000	1,000,000	1,000,000	0	5,000,000
Equipment	0	0	0	0	0	0	0	0	0
TOTAL	0	0	1,000,000	1,000,000	1,000,000	1,000,000	1,000,000	0	5,000,000

REVENUES	Prior Years	Re-Estimate	2024-25	2025-26	2026-27	2027-28	2028-29	Future Yrs	Total
Water Sales	0	0	1,000,000	1,000,000	1,000,000	1,000,000	1,000,000	0	5,000,000
N/A	0	0	0	0	0	0	0	0	0
N/A	0	0	0	0	0	0	0	0	0
TOTAL	0	0	1,000,000	1,000,000	1,000,000	1,000,000	1,000,000	0	5,000,000

OPERATING BUDGET IMPACT	2024-25	2025-26	2026-27	2027-28	2028-29	Future Yrs	Total
	0	0	0	0	0	0	0

CITY OF PLANO

COMMUNITY INVESTMENT PROGRAM

Project Name: Water System Leak Detection

Project Number: 360003

Start Date: Aug. 2021

Description:

Completion Date: Sep. 2029

Project utilizes satellite technology to detect underground water system leaks throughout the city.

Project PW-W-00004

(Migrated from previous account #68150)



EXPENDITURES	Prior Years	Re-Estimate	2024-25	2025-26	2026-27	2027-28	2028-29	Future Yrs	Total
Land	0	0	0	0	0	0	0	0	0
Design	0	0	0	0	0	0	0	0	0
Construction	0	0	250,000	500,000	500,000	500,000	500,000	0	2,250,000
Equipment	0	0	0	0	0	0	0	0	0
TOTAL	0	0	250,000	500,000	500,000	500,000	500,000	0	2,250,000

REVENUES	Prior Years	Re-Estimate	2024-25	2025-26	2026-27	2027-28	2028-29	Future Yrs	Total
Water Sales	0	0	250,000	500,000	500,000	500,000	500,000	0	2,250,000
N/A	0	0	0	0	0	0	0	0	0
N/A	0	0	0	0	0	0	0	0	0
TOTAL	0	0	250,000	500,000	500,000	500,000	500,000	0	2,250,000

OPERATING BUDGET IMPACT	2024-25	2025-26	2026-27	2027-28	2028-29	Future Yrs	Total
	0	0	0	0	0	0	0

CITY OF PLANO

COMMUNITY INVESTMENT PROGRAM

Project Name: Water Tank & Tower Cleaning

Project Number: 365001

Start Date: Dec. 2023

Description:

Completion Date: Sep. 2029

Project PW-W-00029



EXPENDITURES	Prior Years	Re-Estimate	2024-25	2025-26	2026-27	2027-28	2028-29	Future Yrs	Total
Land	0	0	0	0	0	0	0	0	0
Design	0	0	0	0	0	0	0	0	0
Construction	0	60,000	60,000	60,000	60,000	60,000	60,000	0	360,000
Equipment	0	0	0	0	0	0	0	0	0
TOTAL	0	60,000	60,000	60,000	60,000	60,000	60,000	0	360,000

REVENUES	Prior Years	Re-Estimate	2024-25	2025-26	2026-27	2027-28	2028-29	Future Yrs	Total
Water Sales	0	60,000	60,000	60,000	60,000	60,000	60,000	0	360,000
N/A	0	0	0	0	0	0	0	0	0
N/A	0	0	0	0	0	0	0	0	0
TOTAL	0	60,000	60,000	60,000	60,000	60,000	60,000	0	360,000

OPERATING BUDGET IMPACT	2024-25	2025-26	2026-27	2027-28	2028-29	Future Yrs	Total
	0	0	0	0	0	0	0

CITY OF PLANO

COMMUNITY INVESTMENT PROGRAM

Project Name: Water Valve Inventory and Exercise Program

Project Number: 360019

Start Date: Apr. 2023

Description:

Completion Date: Sep. 2029

Project to utilize a vendor to exercise the City's distribution valves and provide an inventory on valve type, condition, etc.

Project PW-W-00014



EXPENDITURES	Prior Years	Re-Estimate	2024-25	2025-26	2026-27	2027-28	2028-29	Future Yrs	Total
Land	0	0	0	0	0	0	0	0	0
Design	0	0	0	0	0	0	0	0	0
Construction	0	400,000	400,000	400,000	400,000	400,000	400,000	0	2,400,000
Equipment	0	0	0	0	0	0	0	0	0
TOTAL	0	400,000	400,000	400,000	400,000	400,000	400,000	0	2,400,000

REVENUES	Prior Years	Re-Estimate	2024-25	2025-26	2026-27	2027-28	2028-29	Future Yrs	Total
Water Sales	0	400,000	400,000	400,000	400,000	400,000	400,000	0	2,400,000
N/A	0	0	0	0	0	0	0	0	0
N/A	0	0	0	0	0	0	0	0	0
TOTAL	0	400,000	400,000	400,000	400,000	400,000	400,000	0	2,400,000

OPERATING BUDGET IMPACT	2024-25	2025-26	2026-27	2027-28	2028-29	Future Yrs	Total
	0	0	0	0	0	0	0

Sewer CIP Projects

Project	Prior Yrs	Re-Est	2024-25	2025-26	2026-27	2027-28	2028-29	Future	Total
340001 2023 SSES DNT Basin Priority 2	132,441	244,970	0	0	0	0	0	0	377,411
349999 2024 SSES Priority 3	0	200,000	200,000	0	0	0	0	0	400,000
48838 Aerial Crossings	348,877	0	2,350,000	950,000	1,000,000	1,050,000	1,050,000	0	6,748,877
46692 Collin Creek Wastewater Improvements	4,889,328	767,000	0	0	0	0	0	0	5,656,328
46211 Dallas North Trunk- Phase 2	419,604	1,800,000	5,350,000	10,700,000	30,000	0	0	0	18,299,604
46664 Eastside Parallel Sanitary Sewer Lines	0	0	0	2,000,000	0	0	0	0	2,000,000
48819 Erosion Control at Two Aerial Crossings	2,139,903	190,000	0	0	0	0	0	0	2,329,903
340008 Indian Creek-Hills Branch Sanitary Sewer Repair	0	30,000	0	0	0	0	0	0	30,000
340006 Inflow & Infiltration Repairs (Serv.Contracts)	383	0	0	0	4,000,000	4,000,000	4,000,000	0	12,000,383
340005 Inflow/Infiltration Program	0	0	300,000	300,000	300,000	300,000	300,000	0	1,500,000
340004 Infrastructure Renovation	32,580	300,000	300,000	300,000	300,000	300,000	300,000	0	1,832,580
349998 Lift Station Cleaning	0	50,000	55,000	60,000	65,000	70,000	75,000	0	375,000
340009 Lift Station Fiber	299,678	150,000	0	0	0	0	0	0	449,678
340012 Los Rios Boulevard Collection System Evaluatio	75,091	55,000	0	0	0	0	0	0	130,091
340007 Manhole Sealing	0	0	0	1,000,000	1,000,000	1,000,000	1,000,000	0	4,000,000
340003 Oversize Participation	0	0	100,000	100,000	100,000	100,000	100,000	0	500,000

Project		Prior Yrs	Re-Est	2024-25	2025-26	2026-27	2027-28	2028-29	Future	Total
340002	Permanent Flow Meter Program	189,661	200,000	300,000	300,000	300,000	300,000	300,000	0	1,889,661
46212	Plano Event Center Wastewater Improvements	46,098	10,000	0	0	0	0	0	0	56,098
48910	Plano Parkway Parallel Interceptor	1,142,955	2,100,000	10,220,000	2,320,000	0	0	0	0	15,782,955
44452	Redevelopment Capacity Improvements	0	250,000	0	6,000,000	1,000,000	1,000,000	1,000,000	0	9,250,000
48849	Sanitary Sewer Improvements: Legacy, Ohio, Pre	263,209	165,000	1,410,000	0	0	0	0	0	1,838,209
48915	Sanitary Sewer Manhole Lining 2023	0	0	200,000	1,500,000	0	0	0	0	1,700,000
340014	Sanitary Sewer Rehab Requirements 2023	300	3,500,000	3,500,000	3,500,000	0	0	0	0	10,500,300
340013	Sewer Improvements - Data, Lotus & PGBT	1,216,044	4,810,000	0	0	0	0	0	0	6,026,044
340251	Sewer Improvements - Shiloh Road (Plano Pky t	0	50,000	500,000	1,800,000	275,000	0	0	0	2,625,000
48920	Sewer Improvements-Indian Crk/Frito Lay/White	226,158	100,000	1,000,000	2,040,000	0	0	0	0	3,366,158
340016	Spring Creek Interceptor Phase 1	112,793	240,000	1,050,000	2,020,000	400,000	0	0	0	3,822,793
48918	Spring Creek Interceptor Phase 2	0	100,000	600,000	2,000,000	8,500,000	8,000,000	0	0	19,200,000
345000	Spring Creek Interceptor Phase 3	0	0	250,000	2,000,000	10,000,000	5,000,000	0	0	17,250,000
340011	Wastewater Pump Station Improvements	60,108	100,000	100,000	100,000	100,000	100,000	100,000	0	660,108
48916	Wastewater System AI Analysis	0	0	150,000	150,000	150,000	150,000	150,000	0	750,000
340015	Wastewater System CCTV Inspections	0	0	500,000	500,000	500,000	500,000	500,000	0	2,500,000
340010	Wastewater System Improvements	28,133	0	50,000	300,000	300,000	300,000	300,000	0	1,278,133

Project		Prior Yrs	Re-Est	2024-25	2025-26	2026-27	2027-28	2028-29	Future	Total
48809	Wastewater System Model	931,534	57,472	250,000	100,000	100,000	100,000	100,000	0	1,639,006
349997	White Rock Sewer Repair	0	90,000	0	0	0	0	0	0	90,000
TOTAL		12,554,878	15,559,442	28,735,000	40,040,000	28,420,000	22,270,000	9,275,000	0	156,854,320

CITY OF PLANO

COMMUNITY INVESTMENT PROGRAM

Project Name: 2023 SSES DNT Basin Priority 2

Project Number: 340001

Start Date: Mar. 2023

Description:

Completion Date: May. 2024

Condition assessment of the Dallas North Trunk Sewer Basin.

Project PW-WW-00001



EXPENDITURES	Prior Years	Re-Estimate	2024-25	2025-26	2026-27	2027-28	2028-29	Future Yrs	Total
Land	0	0	0	0	0	0	0	0	0
Design	0	0	0	0	0	0	0	0	0
Construction	132,441	244,970	0	0	0	0	0	0	377,411
Equipment	0	0	0	0	0	0	0	0	0
TOTAL	132,441	244,970	0	0	0	0	0	0	377,411

REVENUES	Prior Years	Re-Estimate	2024-25	2025-26	2026-27	2027-28	2028-29	Future Yrs	Total
Sewer Sales	132,441	244,970	0	0	0	0	0	0	377,411
N/A	0	0	0	0	0	0	0	0	0
N/A	0	0	0	0	0	0	0	0	0
TOTAL	132,441	244,970	0	0	0	0	0	0	377,411

OPERATING BUDGET IMPACT	2024-25	2025-26	2026-27	2027-28	2028-29	Future Yrs	Total
	0	0	0	0	0	0	0

CITY OF PLANO

COMMUNITY INVESTMENT PROGRAM

Project Name: 2024 SSES Priority 3

Project Number: 349999

Description:

Project Number TBD

Start Date: Jul. 2024

Completion Date: Sep. 2025



EXPENDITURES	Prior Years	Re-Estimate	2024-25	2025-26	2026-27	2027-28	2028-29	Future Yrs	Total
Land	0	0	0	0	0	0	0	0	0
Design	0	200,000	200,000	0	0	0	0	0	400,000
Construction	0	0	0	0	0	0	0	0	0
Equipment	0	0	0	0	0	0	0	0	0
TOTAL	0	200,000	200,000	0	0	0	0	0	400,000

REVENUES	Prior Years	Re-Estimate	2024-25	2025-26	2026-27	2027-28	2028-29	Future Yrs	Total
Sewer Sales	0	200,000	200,000	0	0	0	0	0	400,000
N/A	0	0	0	0	0	0	0	0	0
N/A	0	0	0	0	0	0	0	0	0
TOTAL	0	200,000	200,000	0	0	0	0	0	400,000

OPERATING BUDGET IMPACT	2024-25	2025-26	2026-27	2027-28	2028-29	Future Yrs	Total
	0	0	0	0	0	0	0

CITY OF PLANO

COMMUNITY INVESTMENT PROGRAM

Project Name: Aerial Crossings

Project Number: 48838

Start Date: Oct. 2014

Description:

Completion Date: Sep. 2028

Rebuild and protect aerial creek crossings. Funds will be transferred to specific projects as they are identified.



EXPENDITURES	Prior Years	Re-Estimate	2024-25	2025-26	2026-27	2027-28	2028-29	Future Yrs	Total
Land	0	0	0	0	0	0	0	0	0
Design	38,984	0	350,000	150,000	150,000	200,000	200,000	0	1,088,984
Construction	309,893	0	2,000,000	800,000	850,000	850,000	850,000	0	5,659,893
Equipment	0	0	0	0	0	0	0	0	0
TOTAL	348,877	0	2,350,000	950,000	1,000,000	1,050,000	1,050,000	0	6,748,877

REVENUES	Prior Years	Re-Estimate	2024-25	2025-26	2026-27	2027-28	2028-29	Future Yrs	Total
Sewer Sales	348,857	0	2,350,000	950,000	1,000,000	1,050,000	1,050,000	0	6,748,857
Map Sales	20	0	0	0	0	0	0	0	20
N/A	0	0	0	0	0	0	0	0	0
TOTAL	348,877	0	2,350,000	950,000	1,000,000	1,050,000	1,050,000	0	6,748,877

OPERATING BUDGET IMPACT	2024-25	2025-26	2026-27	2027-28	2028-29	Future Yrs	Total
	0	0	0	0	0	0	0

CITY OF PLANO

COMMUNITY INVESTMENT PROGRAM

Project Name: Collin Creek Wastewater Improvements

Project Number: 46692

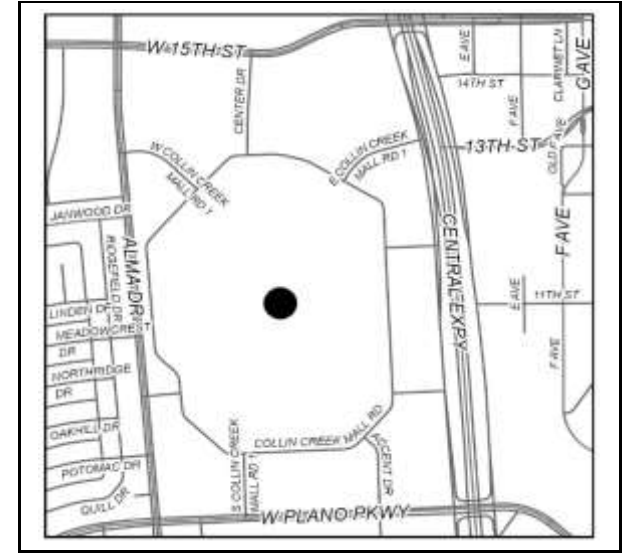
Start Date: Feb. 2020

Description:

Completion Date: May. 2024

The existing Collin Creek Mall is undergoing redevelopment. The new improvements require the existing 30-inch (west) and 42-inch (east) wastewater interceptors be abandoned and combined into a single interceptor line located along the existing ring road of the mall. The proposed alignment of the interceptor will begin on the downstream end of the inverted syphon, north of the mall, and continue south to an existing manhole approximately 25-ft north of Plano Parkway. In addition to the proposed interceptor, the existing 24-inch aerial crossing north of Plano Parkway will be removed with the project.

Project ENG-SS-7230



EXPENDITURES	Prior Years	Re-Estimate	2024-25	2025-26	2026-27	2027-28	2028-29	Future Yrs	Total
Land	0	0	0	0	0	0	0	0	0
Design	302,826	0	0	0	0	0	0	0	302,826
Construction	4,586,502	767,000	0	0	0	0	0	0	5,353,502
Equipment	0	0	0	0	0	0	0	0	0
TOTAL	4,889,328	767,000	0	0	0	0	0	0	5,656,328

REVENUES	Prior Years	Re-Estimate	2024-25	2025-26	2026-27	2027-28	2028-29	Future Yrs	Total
Sewer Sales	4,889,328	767,000	0	0	0	0	0	0	5,656,328
N/A	0	0	0	0	0	0	0	0	0
N/A	0	0	0	0	0	0	0	0	0
TOTAL	4,889,328	767,000	0	0	0	0	0	0	5,656,328

OPERATING BUDGET IMPACT	2024-25	2025-26	2026-27	2027-28	2028-29	Future Yrs	Total
	0	0	0	0	0	0	0

CITY OF PLANO

COMMUNITY INVESTMENT PROGRAM

Project Name: Dallas North Trunk- Phase 2

Project Number: 46211

Start Date: Oct. 2021

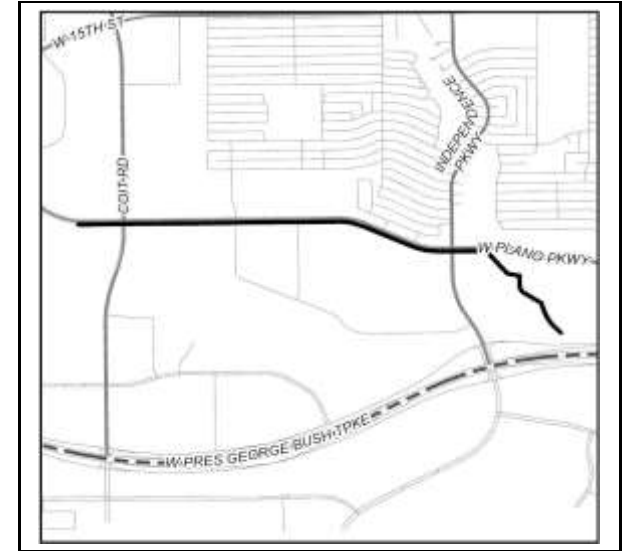
Description:

Completion Date: Sep. 2026

Trunk line along Plano Parkway from west of Coit to Prairie Creek and along Prairie Creek from Plano Parkway to President George Bush Turnpike.

Recommended capacity of existing trunk line and new trunk line is 31 MGD.

Project ENG-SS-7467



EXPENDITURES	Prior Years	Re-Estimate	2024-25	2025-26	2026-27	2027-28	2028-29	Future Yrs	Total
Land	1,500	1,500,000	200,000	0	0	0	0	0	1,701,500
Design	418,104	300,000	150,000	200,000	30,000	0	0	0	1,098,104
Construction	0	0	5,000,000	10,500,000	0	0	0	0	15,500,000
Equipment	0	0	0	0	0	0	0	0	0
TOTAL	419,604	1,800,000	5,350,000	10,700,000	30,000	0	0	0	18,299,604

REVENUES	Prior Years	Re-Estimate	2024-25	2025-26	2026-27	2027-28	2028-29	Future Yrs	Total
Sewer Sales	419,604	1,800,000	5,350,000	10,700,000	30,000	0	0	0	18,299,604
N/A	0	0	0	0	0	0	0	0	0
N/A	0	0	0	0	0	0	0	0	0
TOTAL	419,604	1,800,000	5,350,000	10,700,000	30,000	0	0	0	18,299,604

OPERATING BUDGET IMPACT	2024-25	2025-26	2026-27	2027-28	2028-29	Future Yrs	Total
	0	0	0	0	0	0	0

CITY OF PLANO

COMMUNITY INVESTMENT PROGRAM

Project Name: Eastside Parallel Sanitary Sewer Lines

Project Number: 46664

Start Date: Oct. 2021

Description:

Completion Date: Sep. 2026

Construct new sanitary sewer line to parallel existing sanitary sewer line from Parker Road to Spring Creek Parkway adjacent to Brown Branch Creek.



EXPENDITURES	Prior Years	Re-Estimate	2024-25	2025-26	2026-27	2027-28	2028-29	Future Yrs	Total
Land	0	0	0	0	0	0	0	0	0
Design	0	0	0	0	0	0	0	0	0
Construction	0	0	0	2,000,000	0	0	0	0	2,000,000
Equipment	0	0	0	0	0	0	0	0	0
TOTAL	0	0	0	2,000,000	0	0	0	0	2,000,000

REVENUES	Prior Years	Re-Estimate	2024-25	2025-26	2026-27	2027-28	2028-29	Future Yrs	Total
Sewer Sales	0	0	0	2,000,000	0	0	0	0	2,000,000
N/A	0	0	0	0	0	0	0	0	0
N/A	0	0	0	0	0	0	0	0	0
TOTAL	0	0	0	2,000,000	0	0	0	0	2,000,000

OPERATING BUDGET IMPACT	2024-25	2025-26	2026-27	2027-28	2028-29	Future Yrs	Total
	0	0	0	0	0	0	0

CITY OF PLANO

COMMUNITY INVESTMENT PROGRAM

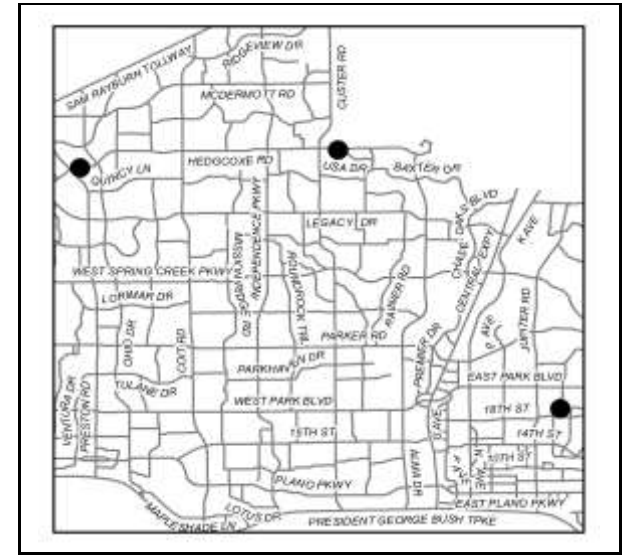
Project Name: Erosion Control at Two Aerial Crossings
Project Number: 48819 **Start Date:** Feb. 2018
Description: **Completion Date:** Sep. 2024

Project includes repairs to the existing sanitary sewer aerial crossing at three locations

- *Segment 1583 - Aerial crossing White Rock Creek just south of Hedgecoxe Rd
- *Segment 17403 - Aerial crossing over tributary just north of Briarwood Dr and west of Briarcreek Ln
- *Segment 18029 - Aerial crossing over Russell Creek just south of Hedgecoxe Rd

Design awarded to Gresham, Smith and Partners in January 2018.

Project ENG-D-6913



EXPENDITURES	Prior Years	Re-Estimate	2024-25	2025-26	2026-27	2027-28	2028-29	Future Yrs	Total
Land	0	0	0	0	0	0	0	0	0
Design	191,389	10,000	0	0	0	0	0	0	201,389
Construction	1,948,514	180,000	0	0	0	0	0	0	2,128,514
Equipment	0	0	0	0	0	0	0	0	0
TOTAL	2,139,903	190,000	0	0	0	0	0	0	2,329,903

REVENUES	Prior Years	Re-Estimate	2024-25	2025-26	2026-27	2027-28	2028-29	Future Yrs	Total
Sewer Sales	2,139,903	190,000	0	0	0	0	0	0	2,329,903
N/A	0	0	0	0	0	0	0	0	0
N/A	0	0	0	0	0	0	0	0	0
TOTAL	2,139,903	190,000	0	0	0	0	0	0	2,329,903

OPERATING BUDGET IMPACT	2024-25	2025-26	2026-27	2027-28	2028-29	Future Yrs	Total
	0	0	0	0	0	0	0

CITY OF PLANO

COMMUNITY INVESTMENT PROGRAM

Project Name: Indian Creek-Hills Branch Sanitary Sewer Repair
Project Number: 340008 **Start Date:** Feb. 2023
Description: **Completion Date:** Sep. 2024
 24" Sanitary Sewer Pipe Patch for collapse under gabion wall.
 Project PW-WW-00009



EXPENDITURES	Prior Years	Re-Estimate	2024-25	2025-26	2026-27	2027-28	2028-29	Future Yrs	Total
Land	0	0	0	0	0	0	0	0	0
Design	0	0	0	0	0	0	0	0	0
Construction	0	30,000	0	0	0	0	0	0	30,000
Equipment	0	0	0	0	0	0	0	0	0
TOTAL	0	30,000	0	0	0	0	0	0	30,000

REVENUES	Prior Years	Re-Estimate	2024-25	2025-26	2026-27	2027-28	2028-29	Future Yrs	Total
Sewer Sales	0	30,000	0	0	0	0	0	0	30,000
N/A	0	0	0	0	0	0	0	0	0
N/A	0	0	0	0	0	0	0	0	0
TOTAL	0	30,000	0	0	0	0	0	0	30,000

OPERATING BUDGET IMPACT	2024-25	2025-26	2026-27	2027-28	2028-29	Future Yrs	Total
	0	0	0	0	0	0	0

CITY OF PLANO

COMMUNITY INVESTMENT PROGRAM

Project Name: Inflow & Infiltration Repairs (Serv.Contracts)

Project Number: 340006

Start Date: Oct. 2021

Description:

Completion Date: Sep. 2029

Repair defects (service laterals, main line defects, manhole defects, etc.) identified by the Sanitary Sewer Evaluation Study to eliminate Infiltration/Inflow.

Current contract awarded to Insituform Technologies in September 2017 and is currently in its first renewal.

Project PW-WW-00006

(Migrated from previous account #48861)



EXPENDITURES	Prior Years	Re-Estimate	2024-25	2025-26	2026-27	2027-28	2028-29	Future Yrs	Total
Land	0	0	0	0	0	0	0	0	0
Design	0	0	0	0	0	0	0	0	0
Construction	383	0	0	0	4,000,000	4,000,000	4,000,000	0	12,000,383
Equipment	0	0	0	0	0	0	0	0	0
TOTAL	383	0	0	0	4,000,000	4,000,000	4,000,000	0	12,000,383

REVENUES	Prior Years	Re-Estimate	2024-25	2025-26	2026-27	2027-28	2028-29	Future Yrs	Total
Sewer Sales	383	0	0	0	4,000,000	4,000,000	4,000,000	0	12,000,383
Other Revenue	0	0	0	0	0	0	0	0	0
N/A	0	0	0	0	0	0	0	0	0
TOTAL	383	0	0	0	4,000,000	4,000,000	4,000,000	0	12,000,383

OPERATING BUDGET IMPACT	2024-25	2025-26	2026-27	2027-28	2028-29	Future Yrs	Total
	0	0	0	0	0	0	0

CITY OF PLANO

COMMUNITY INVESTMENT PROGRAM

Project Name: Inflow/Infiltration Program

Project Number: 340005

Start Date: Oct. 2021

Description:

Completion Date: Sep. 2029

The City of Plano has seven sewer basins. This is a continuing program of inflow and infiltration testing and sewer evaluation. The testing and results are used to develop construction and rehabilitation projects using the Electro-Scan sewer pipe analysis and/or other methods deemed suitable to minimize I&I to reduce treatment costs.

Also included is the purchase or repair and upkeep of existing permanent flow meters and other technical I&I equipment utilized by staff to monitor I&I flows.

Project PW-WW-00005

(Migrated from previous account #48847)



EXPENDITURES	Prior Years	Re-Estimate	2024-25	2025-26	2026-27	2027-28	2028-29	Future Yrs	Total
Land	0	0	0	0	0	0	0	0	0
Design	0	0	0	0	0	0	0	0	0
Construction	0	0	300,000	300,000	300,000	300,000	300,000	0	1,500,000
Equipment	0	0	0	0	0	0	0	0	0
TOTAL	0	0	300,000	300,000	300,000	300,000	300,000	0	1,500,000

REVENUES	Prior Years	Re-Estimate	2024-25	2025-26	2026-27	2027-28	2028-29	Future Yrs	Total
Sewer Sales	0	0	300,000	300,000	300,000	300,000	300,000	0	1,500,000
N/A	0	0	0	0	0	0	0	0	0
N/A	0	0	0	0	0	0	0	0	0
TOTAL	0	0	300,000	300,000	300,000	300,000	300,000	0	1,500,000

OPERATING BUDGET IMPACT	2024-25	2025-26	2026-27	2027-28	2028-29	Future Yrs	Total
	0	0	0	0	0	0	0

CITY OF PLANO

COMMUNITY INVESTMENT PROGRAM

Project Name: Infrastructure Renovation

Project Number: 340004

Start Date: Oct. 2021

Description:

Completion Date: Sep. 2029

Rehabilitation of various sewer system lines. Funds will be transferred to specific projects as they are identified.

Project PW-WW-00004

(Migrated from previous account #48802)



EXPENDITURES	Prior Years	Re-Estimate	2024-25	2025-26	2026-27	2027-28	2028-29	Future Yrs	Total
Land	0	0	0	0	0	0	0	0	0
Design	0	300,000	300,000	300,000	300,000	300,000	300,000	0	1,800,000
Construction	32,580	0	0	0	0	0	0	0	32,580
Equipment	0	0	0	0	0	0	0	0	0
TOTAL	32,580	300,000	300,000	300,000	300,000	300,000	300,000	0	1,832,580

REVENUES	Prior Years	Re-Estimate	2024-25	2025-26	2026-27	2027-28	2028-29	Future Yrs	Total
Sewer Sales	32,580	300,000	300,000	300,000	300,000	300,000	300,000	0	1,832,580
N/A	0	0	0	0	0	0	0	0	0
N/A	0	0	0	0	0	0	0	0	0
TOTAL	32,580	300,000	300,000	300,000	300,000	300,000	300,000	0	1,832,580

OPERATING BUDGET IMPACT	2024-25	2025-26	2026-27	2027-28	2028-29	Future Yrs	Total
	0	0	0	0	0	0	0

CITY OF PLANO

COMMUNITY INVESTMENT PROGRAM

Project Name: Lift Station Cleaning

Project Number: 349998

Description:

Project Number TBD

Start Date: Jul. 2024

Completion Date: Sep. 2029



EXPENDITURES	Prior Years	Re-Estimate	2024-25	2025-26	2026-27	2027-28	2028-29	Future Yrs	Total
Land	0	0	0	0	0	0	0	0	0
Design	0	0	0	0	0	0	0	0	0
Construction	0	50,000	55,000	60,000	65,000	70,000	75,000	0	375,000
Equipment	0	0	0	0	0	0	0	0	0
TOTAL	0	50,000	55,000	60,000	65,000	70,000	75,000	0	375,000

REVENUES	Prior Years	Re-Estimate	2024-25	2025-26	2026-27	2027-28	2028-29	Future Yrs	Total
Sewer Sales	0	50,000	55,000	60,000	65,000	70,000	75,000	0	375,000
N/A	0	0	0	0	0	0	0	0	0
N/A	0	0	0	0	0	0	0	0	0
TOTAL	0	50,000	55,000	60,000	65,000	70,000	75,000	0	375,000

OPERATING BUDGET IMPACT	2024-25	2025-26	2026-27	2027-28	2028-29	Future Yrs	Total
	0	0	0	0	0	0	0

CITY OF PLANO

COMMUNITY INVESTMENT PROGRAM

Project Name: Lift Station Fiber

Project Number: 340009

Start Date: May. 2023

Description:

Completion Date: Sep. 2024

Project will extend fiber to wastewater and water facilities not currently served by the fiber network. The extension of fiber to these facilities will increase reliability and effectiveness of communication for our SCADA system.

Project PW-WW-00008

(Migrated from previous account #48907)



EXPENDITURES	Prior Years	Re-Estimate	2024-25	2025-26	2026-27	2027-28	2028-29	Future Yrs	Total
Land	0	0	0	0	0	0	0	0	0
Design	0	0	0	0	0	0	0	0	0
Construction	299,678	150,000	0	0	0	0	0	0	449,678
Equipment	0	0	0	0	0	0	0	0	0
TOTAL	299,678	150,000	0	0	0	0	0	0	449,678

REVENUES	Prior Years	Re-Estimate	2024-25	2025-26	2026-27	2027-28	2028-29	Future Yrs	Total
Sewer Sales	299,678	150,000	0	0	0	0	0	0	449,678
N/A	0	0	0	0	0	0	0	0	0
N/A	0	0	0	0	0	0	0	0	0
TOTAL	299,678	150,000	0	0	0	0	0	0	449,678

OPERATING BUDGET IMPACT	2024-25	2025-26	2026-27	2027-28	2028-29	Future Yrs	Total
	0	0	0	0	0	0	0

CITY OF PLANO

COMMUNITY INVESTMENT PROGRAM

Project Name: Los Rios Boulevard Collection System Evaluation

Project Number: 340012

Start Date: Mar. 2022

Description:

Completion Date: Apr. 2024

Odor sampling and monitoring services for the wastewater collection system near the residential areas along Los Rios Boulevard, south of Merriman Drive and north of E. Plano Parkway.

Project PW-WW-00010



EXPENDITURES	Prior Years	Re-Estimate	2024-25	2025-26	2026-27	2027-28	2028-29	Future Yrs	Total
Land	0	0	0	0	0	0	0	0	0
Design	29,582	55,000	0	0	0	0	0	0	84,582
Construction	45,509	0	0	0	0	0	0	0	45,509
Equipment	0	0	0	0	0	0	0	0	0
TOTAL	75,091	55,000	0	0	0	0	0	0	130,091

REVENUES	Prior Years	Re-Estimate	2024-25	2025-26	2026-27	2027-28	2028-29	Future Yrs	Total
Sewer Sales	75,091	55,000	0	0	0	0	0	0	130,091
N/A	0	0	0	0	0	0	0	0	0
N/A	0	0	0	0	0	0	0	0	0
TOTAL	75,091	55,000	0	0	0	0	0	0	130,091

OPERATING BUDGET IMPACT	2024-25	2025-26	2026-27	2027-28	2028-29	Future Yrs	Total
	0	0	0	0	0	0	0

CITY OF PLANO

COMMUNITY INVESTMENT PROGRAM

Project Name: Manhole Sealing

Project Number: 340007

Start Date: Oct. 2012

Description:

Completion Date: Sep. 2029

Internal sealing of manholes to eliminate inflow/infiltration and prevent structural damage from corrosion.

Project PW-WW-00007

(Migrated from previous account #48877)



EXPENDITURES	Prior Years	Re-Estimate	2024-25	2025-26	2026-27	2027-28	2028-29	Future Yrs	Total
Land	0	0	0	0	0	0	0	0	0
Design	0	0	0	0	0	0	0	0	0
Construction	0	0	0	1,000,000	1,000,000	1,000,000	1,000,000	0	4,000,000
Equipment	0	0	0	0	0	0	0	0	0
TOTAL	0	0	0	1,000,000	1,000,000	1,000,000	1,000,000	0	4,000,000

REVENUES	Prior Years	Re-Estimate	2024-25	2025-26	2026-27	2027-28	2028-29	Future Yrs	Total
Sewer Sales	0	0	0	1,000,000	1,000,000	1,000,000	1,000,000	0	4,000,000
Map Sales	0	0	0	0	0	0	0	0	0
N/A	0	0	0	0	0	0	0	0	0
TOTAL	0	0	0	1,000,000	1,000,000	1,000,000	1,000,000	0	4,000,000

OPERATING BUDGET IMPACT	2024-25	2025-26	2026-27	2027-28	2028-29	Future Yrs	Total
	0	0	0	0	0	0	0

CITY OF PLANO

COMMUNITY INVESTMENT PROGRAM

Project Name: Oversize Participation

Project Number: 340003

Start Date: Oct. 2021

Description:

Completion Date: Sep. 2028

Participation with developers for various oversize sewer improvements.

Project PW-WW-00003

(Migrated from previous account #46651)



EXPENDITURES	Prior Years	Re-Estimate	2024-25	2025-26	2026-27	2027-28	2028-29	Future Yrs	Total
Land	0	0	0	0	0	0	0	0	0
Design	0	0	0	0	0	0	0	0	0
Construction	0	0	100,000	100,000	100,000	100,000	100,000	0	500,000
Equipment	0	0	0	0	0	0	0	0	0
TOTAL	0	0	100,000	100,000	100,000	100,000	100,000	0	500,000

REVENUES	Prior Years	Re-Estimate	2024-25	2025-26	2026-27	2027-28	2028-29	Future Yrs	Total
Sewer Sales	0	0	100,000	100,000	100,000	100,000	100,000	0	500,000
N/A	0	0	0	0	0	0	0	0	0
N/A	0	0	0	0	0	0	0	0	0
TOTAL	0	0	100,000	100,000	100,000	100,000	100,000	0	500,000

OPERATING BUDGET IMPACT	2024-25	2025-26	2026-27	2027-28	2028-29	Future Yrs	Total
	0	0	0	0	0	0	0

CITY OF PLANO

COMMUNITY INVESTMENT PROGRAM

Project Name: Permanent Flow Meter Program

Project Number: 340002

Start Date: Oct. 2021

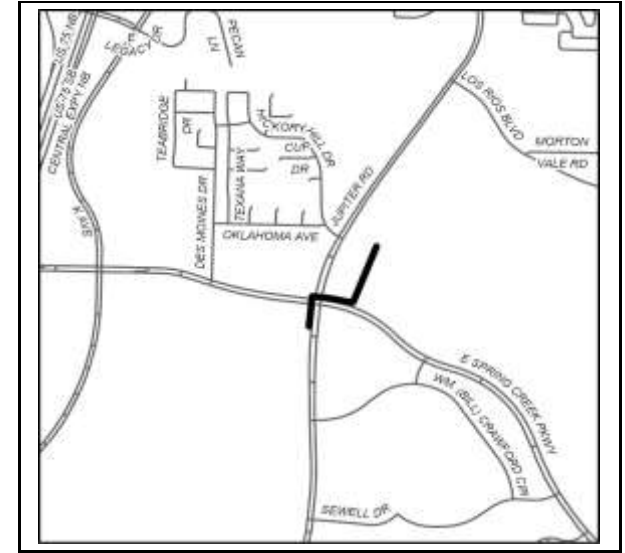
Description:

Completion Date: Sep. 2029

This project installs permanent meters throughout the collection system. The purpose of the permanent meters are to identify flows through major interceptors in the major basins. The meters also allow the City to monitor the impacts of growth or system maintenance activities on average day and peak daily flows. The meters allow provide the City with a trigger of when to start designing or constructing capacity related improvements or be proactive when it comes to planning for growth.

Project PW-WW-00002

(Migrated from previous account #46213)



EXPENDITURES	Prior Years	Re-Estimate	2024-25	2025-26	2026-27	2027-28	2028-29	Future Yrs	Total
Land	0	0	0	0	0	0	0	0	0
Design	0	0	0	0	0	0	0	0	0
Construction	189,661	200,000	300,000	300,000	300,000	300,000	300,000	0	1,889,661
Equipment	0	0	0	0	0	0	0	0	0
TOTAL	189,661	200,000	300,000	300,000	300,000	300,000	300,000	0	1,889,661

REVENUES	Prior Years	Re-Estimate	2024-25	2025-26	2026-27	2027-28	2028-29	Future Yrs	Total
Sewer Sales	189,661	200,000	300,000	300,000	300,000	300,000	300,000	0	1,889,661
N/A	0	0	0	0	0	0	0	0	0
N/A	0	0	0	0	0	0	0	0	0
TOTAL	189,661	200,000	300,000	300,000	300,000	300,000	300,000	0	1,889,661

OPERATING BUDGET IMPACT	2024-25	2025-26	2026-27	2027-28	2028-29	Future Yrs	Total
	0	0	0	0	0	0	0

CITY OF PLANO

COMMUNITY INVESTMENT PROGRAM

Project Name: Plano Event Center Wastewater Improvements
Project Number: 46212 **Start Date:** Oct. 2021
Description: **Completion Date:** Oct. 2024
 Proposed 15 inch wastewater line on Jupiter Road/Spring Creek Parkway.
 Project ENG-SS-7201.2



EXPENDITURES	Prior Years	Re-Estimate	2024-25	2025-26	2026-27	2027-28	2028-29	Future Yrs	Total
Land	768	0	0	0	0	0	0	0	768
Design	45,330	0	0	0	0	0	0	0	45,330
Construction	0	10,000	0	0	0	0	0	0	10,000
Equipment	0	0	0	0	0	0	0	0	0
TOTAL	46,098	10,000	0	0	0	0	0	0	56,098

REVENUES	Prior Years	Re-Estimate	2024-25	2025-26	2026-27	2027-28	2028-29	Future Yrs	Total
Sewer Sales	46,098	10,000	0	0	0	0	0	0	56,098
N/A	0	0	0	0	0	0	0	0	0
N/A	0	0	0	0	0	0	0	0	0
TOTAL	46,098	10,000	0	0	0	0	0	0	56,098

OPERATING BUDGET IMPACT	2024-25	2025-26	2026-27	2027-28	2028-29	Future Yrs	Total
	0	0	0	0	0	0	0

CITY OF PLANO

COMMUNITY INVESTMENT PROGRAM

Project Name: Plano Parkway Parallel Interceptor

Project Number: 48910

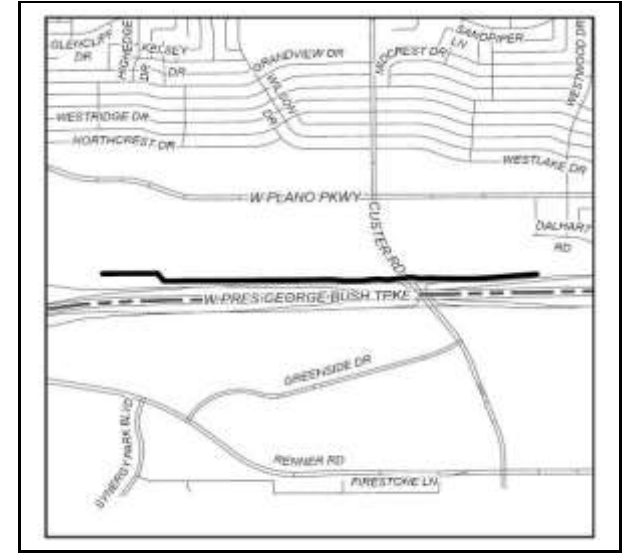
Start Date: Oct. 2020

Description:

Completion Date: Jan. 2026

The design of a parallel 30-inch wastewater interceptor along the President George Bush Turnpike (PGBT) from Prairie Creek to East of Custer Road. This project will include the 5,300 linear feet of 30-in wastewater line, bore/tunnel design at Custer Road at extreme depths and a juncture structure.

Project ENG-SS-7294



EXPENDITURES	Prior Years	Re-Estimate	2024-25	2025-26	2026-27	2027-28	2028-29	Future Yrs	Total
Land	736,139	1,500,000	0	0	0	0	0	0	2,236,139
Design	406,816	100,000	220,000	20,000	0	0	0	0	746,816
Construction	0	500,000	10,000,000	2,300,000	0	0	0	0	12,800,000
Equipment	0	0	0	0	0	0	0	0	0
TOTAL	1,142,955	2,100,000	10,220,000	2,320,000	0	0	0	0	15,782,955

REVENUES	Prior Years	Re-Estimate	2024-25	2025-26	2026-27	2027-28	2028-29	Future Yrs	Total
Sewer Sales	1,142,955	2,100,000	10,220,000	2,320,000	0	0	0	0	15,782,955
N/A	0	0	0	0	0	0	0	0	0
N/A	0	0	0	0	0	0	0	0	0
TOTAL	1,142,955	2,100,000	10,220,000	2,320,000	0	0	0	0	15,782,955

OPERATING BUDGET IMPACT	2024-25	2025-26	2026-27	2027-28	2028-29	Future Yrs	Total
	0	0	0	0	0	0	0

CITY OF PLANO

COMMUNITY INVESTMENT PROGRAM

Project Name: Redevelopment Capacity Improvements

Project Number: 44452

Start Date: Oct. 2011

Description:

Completion Date: Sep. 2029

It is anticipated that various tracts of land throughout the City will develop with higher residential density than originally planned. These new developments will exceed the capacity of the existing sanitary sewer system. Funding is to be provided to increase capacity of the sanitary sewer lines serving these sites.



EXPENDITURES	Prior Years	Re-Estimate	2024-25	2025-26	2026-27	2027-28	2028-29	Future Yrs	Total
Land	0	0	0	0	0	0	0	0	0
Design	0	0	0	0	0	0	0	0	0
Construction	0	250,000	0	6,000,000	1,000,000	1,000,000	1,000,000	0	9,250,000
Equipment	0	0	0	0	0	0	0	0	0
TOTAL	0	250,000	0	6,000,000	1,000,000	1,000,000	1,000,000	0	9,250,000

REVENUES	Prior Years	Re-Estimate	2024-25	2025-26	2026-27	2027-28	2028-29	Future Yrs	Total
Sewer Sales	0	250,000	0	6,000,000	1,000,000	1,000,000	1,000,000	0	9,250,000
N/A	0	0	0	0	0	0	0	0	0
N/A	0	0	0	0	0	0	0	0	0
TOTAL	0	250,000	0	6,000,000	1,000,000	1,000,000	1,000,000	0	9,250,000

OPERATING BUDGET IMPACT	2024-25	2025-26	2026-27	2027-28	2028-29	Future Yrs	Total
	0	0	0	0	0	0	0

CITY OF PLANO

COMMUNITY INVESTMENT PROGRAM

Project Name: Sanitary Sewer Improvements: Legacy, Ohio, Prestonwood

Project Number: 48849

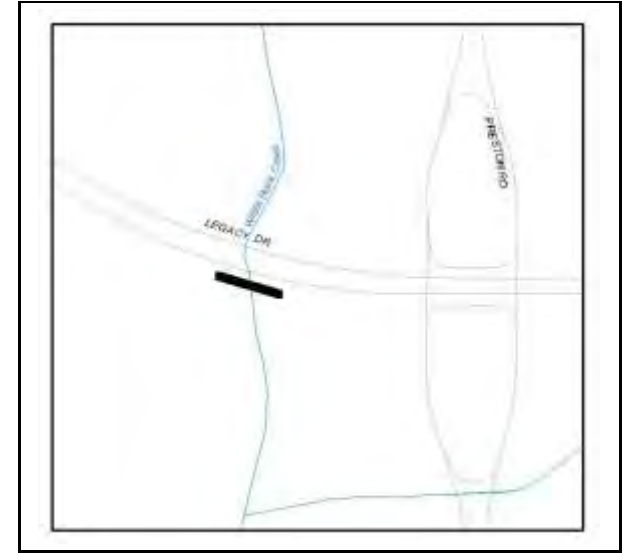
Start Date: Oct. 2019

Description:

Completion Date: Sep. 2025

This project includes the addition of a sanitary sewer barrel, sanitary sewer connection, streambank erosion control repair to an aerial crossing and exposed sanitary sewer.

Project ENG-SS-7039



EXPENDITURES	Prior Years	Re-Estimate	2024-25	2025-26	2026-27	2027-28	2028-29	Future Yrs	Total
Land	2,797	0	0	0	0	0	0	0	2,797
Design	260,412	15,000	10,000	0	0	0	0	0	285,412
Construction	0	150,000	1,400,000	0	0	0	0	0	1,550,000
Equipment	0	0	0	0	0	0	0	0	0
TOTAL	263,209	165,000	1,410,000	0	0	0	0	0	1,838,209

REVENUES	Prior Years	Re-Estimate	2024-25	2025-26	2026-27	2027-28	2028-29	Future Yrs	Total
Sewer Sales	263,209	165,000	1,410,000	0	0	0	0	0	1,838,209
N/A	0	0	0	0	0	0	0	0	0
N/A	0	0	0	0	0	0	0	0	0
TOTAL	263,209	165,000	1,410,000	0	0	0	0	0	1,838,209

OPERATING BUDGET IMPACT	2024-25	2025-26	2026-27	2027-28	2028-29	Future Yrs	Total
	0	0	0	0	0	0	0

CITY OF PLANO

COMMUNITY INVESTMENT PROGRAM

Project Name: Sanitary Sewer Manhole Lining 2023

Project Number: 48915

Start Date: Oct. 2022

Description:

Completion Date: Sep. 2025

This project will repair sanitary sewer manholes with a fiberglass liner in various parts throughout the city as identified through the manhole inspection program.

Project PW-SS-7544



EXPENDITURES	Prior Years	Re-Estimate	2024-25	2025-26	2026-27	2027-28	2028-29	Future Yrs	Total
Land	0	0	0	0	0	0	0	0	0
Design	0	0	0	0	0	0	0	0	0
Construction	0	0	200,000	1,500,000	0	0	0	0	1,700,000
Equipment	0	0	0	0	0	0	0	0	0
TOTAL	0	0	200,000	1,500,000	0	0	0	0	1,700,000

REVENUES	Prior Years	Re-Estimate	2024-25	2025-26	2026-27	2027-28	2028-29	Future Yrs	Total
Sewer Sales	0	0	200,000	1,500,000	0	0	0	0	1,700,000
N/A	0	0	0	0	0	0	0	0	0
N/A	0	0	0	0	0	0	0	0	0
TOTAL	0	0	200,000	1,500,000	0	0	0	0	1,700,000

OPERATING BUDGET IMPACT	2024-25	2025-26	2026-27	2027-28	2028-29	Future Yrs	Total
	0	0	0	0	0	0	0

CITY OF PLANO

COMMUNITY INVESTMENT PROGRAM

Project Name: Sanitary Sewer Rehab Requirements 2023
Project Number: 340014 **Start Date:** May. 2023
Description: **Completion Date:** Sep. 2026
 Sanitary Sewer Rehab Requirements project for lining of clay pipe sewer lines
 Project PW-WW-00011



EXPENDITURES	Prior Years	Re-Estimate	2024-25	2025-26	2026-27	2027-28	2028-29	Future Yrs	Total
Land	0	0	0	0	0	0	0	0	0
Design	0	0	0	0	0	0	0	0	0
Construction	300	3,500,000	3,500,000	3,500,000	0	0	0	0	10,500,300
Equipment	0	0	0	0	0	0	0	0	0
TOTAL	300	3,500,000	3,500,000	3,500,000	0	0	0	0	10,500,300

REVENUES	Prior Years	Re-Estimate	2024-25	2025-26	2026-27	2027-28	2028-29	Future Yrs	Total
Sewer Sales	300	3,500,000	3,500,000	3,500,000	0	0	0	0	10,500,300
N/A	0	0	0	0	0	0	0	0	0
N/A	0	0	0	0	0	0	0	0	0
TOTAL	300	3,500,000	3,500,000	3,500,000	0	0	0	0	10,500,300

OPERATING BUDGET IMPACT	2024-25	2025-26	2026-27	2027-28	2028-29	Future Yrs	Total
	0	0	0	0	0	0	0

CITY OF PLANO

COMMUNITY INVESTMENT PROGRAM

Project Name: Sewer Improvements - Data, Lotus & PGBT

Project Number: 340013

Start Date: Dec. 2017

Description:

Completion Date: Sep. 2024

Parallel or replace 1,750 feet of 24" and 36" sewer line located along the President George Bush Turnpike access road between Alma Drive and Custer Road.

Design awarded to Brown & Gay Engineers in December 2017.

Project ENG-SS-00001

(Migrated from previous account #46688)



EXPENDITURES	Prior Years	Re-Estimate	2024-25	2025-26	2026-27	2027-28	2028-29	Future Yrs	Total
Land	0	0	0	0	0	0	0	0	0
Design	22,902	10,000	0	0	0	0	0	0	32,902
Construction	1,193,142	4,800,000	0	0	0	0	0	0	5,993,142
Equipment	0	0	0	0	0	0	0	0	0
TOTAL	1,216,044	4,810,000	0	0	0	0	0	0	6,026,044

REVENUES	Prior Years	Re-Estimate	2024-25	2025-26	2026-27	2027-28	2028-29	Future Yrs	Total
Sewer Sales	1,216,044	4,810,000	0	0	0	0	0	0	6,026,044
N/A	0	0	0	0	0	0	0	0	0
N/A	0	0	0	0	0	0	0	0	0
TOTAL	1,216,044	4,810,000	0	0	0	0	0	0	6,026,044

OPERATING BUDGET IMPACT	2024-25	2025-26	2026-27	2027-28	2028-29	Future Yrs	Total
	0	0	0	0	0	0	0

CITY OF PLANO

COMMUNITY INVESTMENT PROGRAM

Project Name: Sewer Improvements - Shiloh Road (Plano Pky to E. 14th St)

Project Number: 340251

Start Date: Apr. 2024

Description:

Completion Date: Apr. 2027

Replacement/repair of approximately 2100 LF of 21" sanitary sewer lines along Shiloh Road between Plano Parkway and E. 14th street.

Project ENG-SS-00003



EXPENDITURES	Prior Years	Re-Estimate	2024-25	2025-26	2026-27	2027-28	2028-29	Future Yrs	Total
Land	0	0	0	0	0	0	0	0	0
Design	0	50,000	250,000	50,000	25,000	0	0	0	375,000
Construction	0	0	250,000	1,750,000	250,000	0	0	0	2,250,000
Equipment	0	0	0	0	0	0	0	0	0
TOTAL	0	50,000	500,000	1,800,000	275,000	0	0	0	2,625,000

REVENUES	Prior Years	Re-Estimate	2024-25	2025-26	2026-27	2027-28	2028-29	Future Yrs	Total
Sewer Sales	0	50,000	500,000	1,800,000	275,000	0	0	0	2,625,000
N/A	0	0	0	0	0	0	0	0	0
N/A	0	0	0	0	0	0	0	0	0
TOTAL	0	50,000	500,000	1,800,000	275,000	0	0	0	2,625,000

OPERATING BUDGET IMPACT	2024-25	2025-26	2026-27	2027-28	2028-29	Future Yrs	Total
	0	0	0	0	0	0	0

CITY OF PLANO

COMMUNITY INVESTMENT PROGRAM

Project Name: Sewer Improvements-Indian Crk/Frito Lay/White Rock Crk/etc

Project Number: 48920

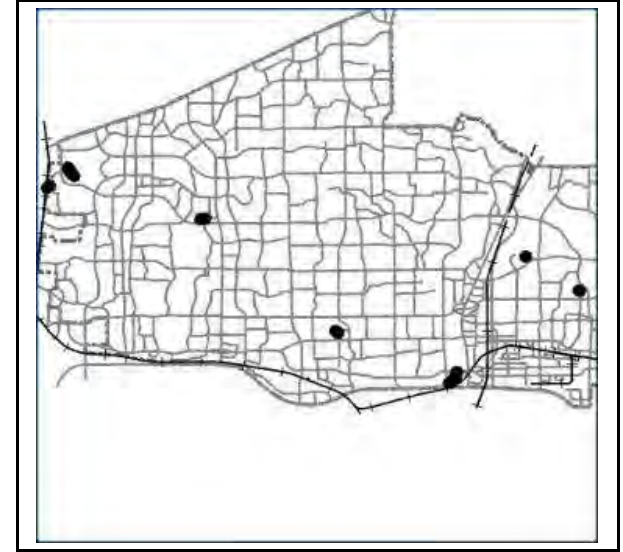
Start Date: Oct. 2022

Description:

Completion Date: Feb. 2025

This project includes the replacement of several sewer main locations experiencing localized failures or inflow and infiltration. These locations vary in design and construction issues including streambank erosion control repair at aerial crossings (White Rock Creek), a pipe failure under gabion baskets (Indian Creek), partially collapsed pipes (Spring Creek, Frito-Lay, Evans Creek, Shawnee Park), and general streambank erosion protection (Laurel Ln).

Project ENG-SS-7567



EXPENDITURES	Prior Years	Re-Estimate	2024-25	2025-26	2026-27	2027-28	2028-29	Future Yrs	Total
Land	0	0	0	0	0	0	0	0	0
Design	226,158	100,000	0	0	0	0	0	0	326,158
Construction	0	0	1,000,000	2,040,000	0	0	0	0	3,040,000
Equipment	0	0	0	0	0	0	0	0	0
TOTAL	226,158	100,000	1,000,000	2,040,000	0	0	0	0	3,366,158

REVENUES	Prior Years	Re-Estimate	2024-25	2025-26	2026-27	2027-28	2028-29	Future Yrs	Total
Sewer Sales	226,158	100,000	1,000,000	2,040,000	0	0	0	0	3,366,158
N/A	0	0	0	0	0	0	0	0	0
N/A	0	0	0	0	0	0	0	0	0
TOTAL	226,158	100,000	1,000,000	2,040,000	0	0	0	0	3,366,158

OPERATING BUDGET IMPACT	2024-25	2025-26	2026-27	2027-28	2028-29	Future Yrs	Total
	0	0	0	0	0	0	0

CITY OF PLANO

COMMUNITY INVESTMENT PROGRAM

Project Name: Spring Creek Interceptor Phase 1

Project Number: 340016

Start Date: Oct. 2022

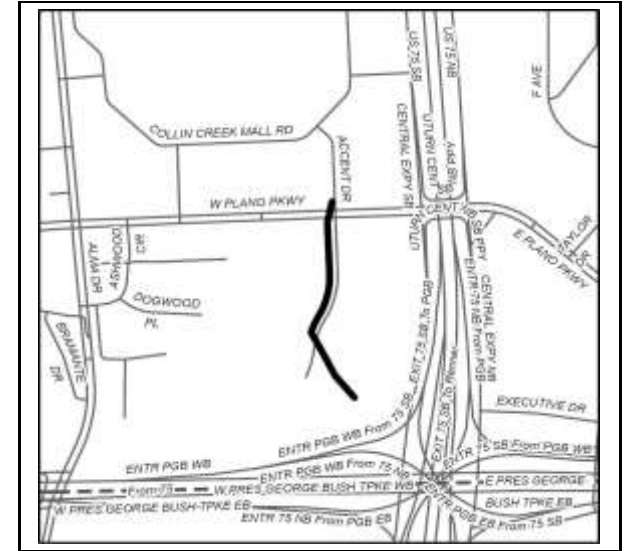
Description:

Completion Date: Sep. 2027

Replace/parallel existing 33" trunk line from north of Plano Parkway to end of Accent Drive.

Project ENG-SS-00002

(Migrated from previous account #48917)



EXPENDITURES	Prior Years	Re-Estimate	2024-25	2025-26	2026-27	2027-28	2028-29	Future Yrs	Total
Land	0	40,000	0	0	0	0	0	0	40,000
Design	112,793	200,000	50,000	20,000	0	0	0	0	382,793
Construction	0	0	1,000,000	2,000,000	400,000	0	0	0	3,400,000
Equipment	0	0	0	0	0	0	0	0	0
TOTAL	112,793	240,000	1,050,000	2,020,000	400,000	0	0	0	3,822,793

REVENUES	Prior Years	Re-Estimate	2024-25	2025-26	2026-27	2027-28	2028-29	Future Yrs	Total
Sewer Sales	112,793	240,000	1,050,000	2,020,000	400,000	0	0	0	3,822,793
N/A	0	0	0	0	0	0	0	0	0
N/A	0	0	0	0	0	0	0	0	0
TOTAL	112,793	240,000	1,050,000	2,020,000	400,000	0	0	0	3,822,793

OPERATING BUDGET IMPACT	2024-25	2025-26	2026-27	2027-28	2028-29	Future Yrs	Total
	0	0	0	0	0	0	0

CITY OF PLANO

COMMUNITY INVESTMENT PROGRAM

Project Name: Spring Creek Interceptor Phase 2

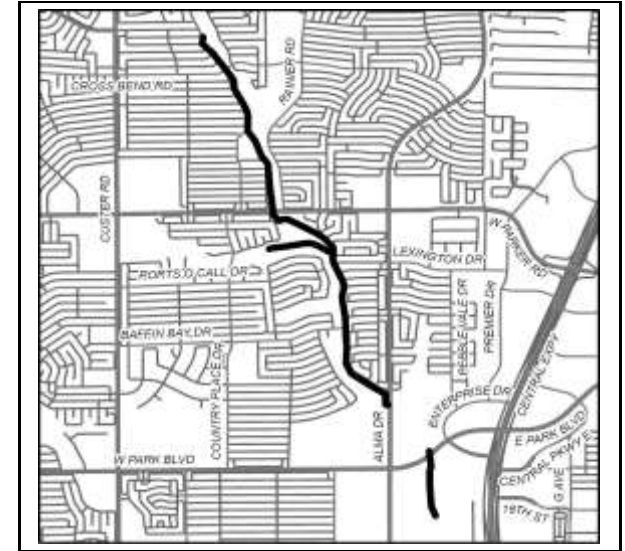
Project Number: 48918

Start Date: Oct. 2023

Description:

Completion Date: Sep. 2028

Replace/parallel the existing 24/27/30-inch line along Spring Creek between Pleasant Valley Drive and West Park Boulevard with a 30/36-inch wastewater line. Replace/parallel the existing 36-inch line along Alma Drive between West Park Boulevard and West 16th Street with a 42-inch wastewater line. Replace a 12/15-inch line parallel to Chatsworth Lane between Country Place Drive and Garner Lane with an 18-inch wastewater line.



EXPENDITURES	Prior Years	Re-Estimate	2024-25	2025-26	2026-27	2027-28	2028-29	Future Yrs	Total
Land	0	0	0	0	0	0	0	0	0
Design	0	100,000	600,000	0	0	0	0	0	700,000
Construction	0	0	0	2,000,000	8,500,000	8,000,000	0	0	18,500,000
Equipment	0	0	0	0	0	0	0	0	0
TOTAL	0	100,000	600,000	2,000,000	8,500,000	8,000,000	0	0	19,200,000

REVENUES	Prior Years	Re-Estimate	2024-25	2025-26	2026-27	2027-28	2028-29	Future Yrs	Total
Sewer Sales	0	100,000	600,000	2,000,000	8,500,000	8,000,000	0	0	19,200,000
N/A	0	0	0	0	0	0	0	0	0
N/A	0	0	0	0	0	0	0	0	0
TOTAL	0	100,000	600,000	2,000,000	8,500,000	8,000,000	0	0	19,200,000

OPERATING BUDGET IMPACT	2024-25	2025-26	2026-27	2027-28	2028-29	Future Yrs	Total
	0	0	0	0	0	0	0

CITY OF PLANO

COMMUNITY INVESTMENT PROGRAM

Project Name: Spring Creek Interceptor Phase 3

Project Number: 345000

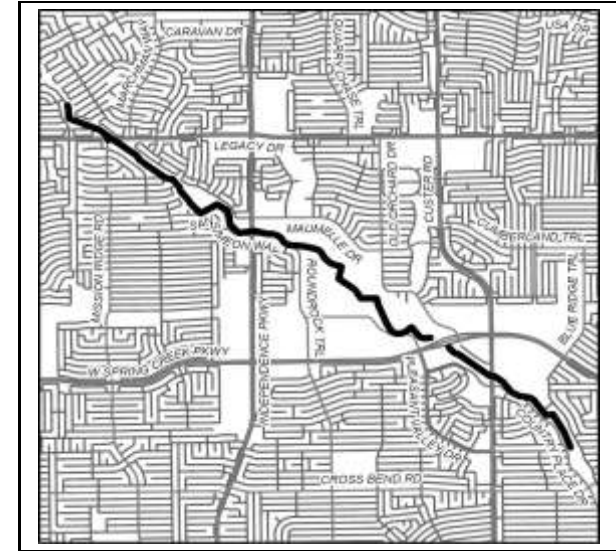
Start Date: Oct. 2024

Description:

Completion Date: Sep. 2028

Replace/parallel the existing 10/12/15/18/21-inch line along Spring Creek between Asaro Plaza and West Spring Creek Parkway with a 15/18/21/24-inch wastewater line. Replace the existing 21/24-inch line along Spring Creek between West Spring Creek Parkway and Pleasant Valley Drive with a 27-inch wastewater line. Additionally, an extension will be shown near Legacy Drive and Marchman Way to realign the existing 8-inch line with a 270-degree bend.

Project Number TBD



EXPENDITURES	Prior Years	Re-Estimate	2024-25	2025-26	2026-27	2027-28	2028-29	Future Yrs	Total
Land	0	0	0	0	0	0	0	0	0
Design	0	0	250,000	0	0	0	0	0	250,000
Construction	0	0	0	2,000,000	10,000,000	5,000,000	0	0	17,000,000
Equipment	0	0	0	0	0	0	0	0	0
TOTAL	0	0	250,000	2,000,000	10,000,000	5,000,000	0	0	17,250,000

REVENUES	Prior Years	Re-Estimate	2024-25	2025-26	2026-27	2027-28	2028-29	Future Yrs	Total
Sewer Sales	0	0	250,000	2,000,000	10,000,000	5,000,000	0	0	17,250,000
N/A	0	0	0	0	0	0	0	0	0
N/A	0	0	0	0	0	0	0	0	0
TOTAL	0	0	250,000	2,000,000	10,000,000	5,000,000	0	0	17,250,000

OPERATING BUDGET IMPACT	2024-25	2025-26	2026-27	2027-28	2028-29	Future Yrs	Total
	0	0	0	0	0	0	0

CITY OF PLANO

COMMUNITY INVESTMENT PROGRAM

Project Name: Wastewater Pump Station Improvements
Project Number: 340011 **Start Date:** Aug. 2017
Description: **Completion Date:** Sep. 2029

Improvements at pump stations related to Plano's sanitary sewer system.

Project PW-SS-7527

(Migrated from previous account #48833)



EXPENDITURES	Prior Years	Re-Estimate	2024-25	2025-26	2026-27	2027-28	2028-29	Future Yrs	Total
Land	0	0	0	0	0	0	0	0	0
Design	0	0	0	0	0	0	0	0	0
Construction	60,108	100,000	100,000	100,000	100,000	100,000	100,000	0	660,108
Equipment	0	0	0	0	0	0	0	0	0
TOTAL	60,108	100,000	100,000	100,000	100,000	100,000	100,000	0	660,108

REVENUES	Prior Years	Re-Estimate	2024-25	2025-26	2026-27	2027-28	2028-29	Future Yrs	Total
Sewer Sales	60,108	100,000	100,000	100,000	100,000	100,000	100,000	0	660,108
N/A	0	0	0	0	0	0	0	0	0
N/A	0	0	0	0	0	0	0	0	0
TOTAL	60,108	100,000	100,000	100,000	100,000	100,000	100,000	0	660,108

OPERATING BUDGET IMPACT	2024-25	2025-26	2026-27	2027-28	2028-29	Future Yrs	Total
	0	0	0	0	0	0	0

CITY OF PLANO

COMMUNITY INVESTMENT PROGRAM

Project Name: Wastewater System AI Analysis

Project Number: 48916

Start Date: Oct. 2022

Description:

Completion Date: Sep. 2029

Analysis of pipe condition scores to help prioritize sewer main replacement.

Project PW-SS-7545



EXPENDITURES	Prior Years	Re-Estimate	2024-25	2025-26	2026-27	2027-28	2028-29	Future Yrs	Total
Land	0	0	0	0	0	0	0	0	0
Design	0	0	0	0	0	0	0	0	0
Construction	0	0	150,000	150,000	150,000	150,000	150,000	0	750,000
Equipment	0	0	0	0	0	0	0	0	0
TOTAL	0	0	150,000	150,000	150,000	150,000	150,000	0	750,000

REVENUES	Prior Years	Re-Estimate	2024-25	2025-26	2026-27	2027-28	2028-29	Future Yrs	Total
Sewer Sales	0	0	150,000	150,000	150,000	150,000	150,000	0	750,000
N/A	0	0	0	0	0	0	0	0	0
N/A	0	0	0	0	0	0	0	0	0
TOTAL	0	0	150,000	150,000	150,000	150,000	150,000	0	750,000

OPERATING BUDGET IMPACT	2024-25	2025-26	2026-27	2027-28	2028-29	Future Yrs	Total
	0	0	0	0	0	0	0

CITY OF PLANO

COMMUNITY INVESTMENT PROGRAM

Project Name: Wastewater System CCTV Inspections

Project Number: 340015

Start Date: Oct. 2021

Description:

Completion Date: Sep. 2029

Funds will be used to acquire the services of outside contractors for the purpose of internal CCTV inspection of the large diameter sewer mains supporting Asset Management, future CIP sewer projects, and in support of the City's CMOM program.

Project PW-WW-00012

(Migrated from previous account #48810)



EXPENDITURES	Prior Years	Re-Estimate	2024-25	2025-26	2026-27	2027-28	2028-29	Future Yrs	Total
Land	0	0	0	0	0	0	0	0	0
Design	0	0	0	0	0	0	0	0	0
Construction	0	0	500,000	500,000	500,000	500,000	500,000	0	2,500,000
Equipment	0	0	0	0	0	0	0	0	0
TOTAL	0	0	500,000	500,000	500,000	500,000	500,000	0	2,500,000

REVENUES	Prior Years	Re-Estimate	2024-25	2025-26	2026-27	2027-28	2028-29	Future Yrs	Total
Sewer Sales	0	0	500,000	500,000	500,000	500,000	500,000	0	2,500,000
N/A	0	0	0	0	0	0	0	0	0
N/A	0	0	0	0	0	0	0	0	0
TOTAL	0	0	500,000	500,000	500,000	500,000	500,000	0	2,500,000

OPERATING BUDGET IMPACT	2024-25	2025-26	2026-27	2027-28	2028-29	Future Yrs	Total
	0	0	0	0	0	0	0

CITY OF PLANO

COMMUNITY INVESTMENT PROGRAM

Project Name: Wastewater System Improvements

Project Number: 340010

Start Date: Oct. 2020

Description:

Completion Date: Sep. 2029

Rehabilitation of various sewer system manholes, lines, cleanouts, service taps and other infrastructure appurtenances. Funds are also included to maintain flow monitors and rain gauges and other equipment utilized in the I/I flow monitoring performed in-house.

Project PW-SS-7526

(Migrated from previous account #48805)



EXPENDITURES	Prior Years	Re-Estimate	2024-25	2025-26	2026-27	2027-28	2028-29	Future Yrs	Total
Land	0	0	0	0	0	0	0	0	0
Design	0	0	0	0	0	0	0	0	0
Construction	28,133	0	50,000	300,000	300,000	300,000	300,000	0	1,278,133
Equipment	0	0	0	0	0	0	0	0	0
TOTAL	28,133	0	50,000	300,000	300,000	300,000	300,000	0	1,278,133

REVENUES	Prior Years	Re-Estimate	2024-25	2025-26	2026-27	2027-28	2028-29	Future Yrs	Total
Sewer Sales	28,133	0	50,000	300,000	300,000	300,000	300,000	0	1,278,133
N/A	0	0	0	0	0	0	0	0	0
N/A	0	0	0	0	0	0	0	0	0
TOTAL	28,133	0	50,000	300,000	300,000	300,000	300,000	0	1,278,133

OPERATING BUDGET IMPACT	2024-25	2025-26	2026-27	2027-28	2028-29	Future Yrs	Total
	0	0	0	0	0	0	0

CITY OF PLANO

COMMUNITY INVESTMENT PROGRAM

Project Name: Wastewater System Model

Project Number: 48809

Start Date: Sep. 2017

Description:

Completion Date: Sep. 2029

Funds will be used to acquire the services of a consultant for the purpose of developing and calibrating a sewer model as required by EPA as part of our new CMOM program.

Contract awarded to Freese & Nichols in February 2018.

Project Number 6960



EXPENDITURES	Prior Years	Re-Estimate	2024-25	2025-26	2026-27	2027-28	2028-29	Future Yrs	Total
Land	0	0	0	0	0	0	0	0	0
Design	52,113	57,472	250,000	100,000	100,000	100,000	100,000	0	759,585
Construction	879,421	0	0	0	0	0	0	0	879,421
Equipment	0	0	0	0	0	0	0	0	0
TOTAL	931,534	57,472	250,000	100,000	100,000	100,000	100,000	0	1,639,006

REVENUES	Prior Years	Re-Estimate	2024-25	2025-26	2026-27	2027-28	2028-29	Future Yrs	Total
Sewer Sales	931,534	57,472	250,000	100,000	100,000	100,000	100,000	0	1,639,006
N/A	0	0	0	0	0	0	0	0	0
N/A	0	0	0	0	0	0	0	0	0
TOTAL	931,534	57,472	250,000	100,000	100,000	100,000	100,000	0	1,639,006

OPERATING BUDGET IMPACT	2024-25	2025-26	2026-27	2027-28	2028-29	Future Yrs	Total
	0	0	0	0	0	0	0

CITY OF PLANO

COMMUNITY INVESTMENT PROGRAM

Project Name: White Rock Sewer Repair

Project Number: 349997

Start Date: Jul. 2024

Description:

Completion Date: Sep. 2024

Project Number TBD



EXPENDITURES	Prior Years	Re-Estimate	2024-25	2025-26	2026-27	2027-28	2028-29	Future Yrs	Total
Land	0	0	0	0	0	0	0	0	0
Design	0	0	0	0	0	0	0	0	0
Construction	0	90,000	0	0	0	0	0	0	90,000
Equipment	0	0	0	0	0	0	0	0	0
TOTAL	0	90,000	0	0	0	0	0	0	90,000

REVENUES	Prior Years	Re-Estimate	2024-25	2025-26	2026-27	2027-28	2028-29	Future Yrs	Total
Sewer Sales	0	90,000	0	0	0	0	0	0	90,000
N/A	0	0	0	0	0	0	0	0	0
N/A	0	0	0	0	0	0	0	0	0
TOTAL	0	90,000	0	0	0	0	0	0	90,000

OPERATING BUDGET IMPACT	2024-25	2025-26	2026-27	2027-28	2028-29	Future Yrs	Total
	0	0	0	0	0	0	0

Park Fee Program Projects

Project	Prior Yrs	Re-Est	2024-25	2025-26	2026-27	2027-28	2028-29	Future	Total
520003 Bruce Glasscock Park Fee - Area 14	0	0	0	155,000	0	0	0	0	155,000
520004 Chisholm Trail - Area 5	0	0	0	205,000	0	0	0	0	205,000
520005 Chisholm Trail/Collin Creek park site - Area 6	1,671	0	1,230,000	2,500,000	2,000,000	0	0	0	5,731,671
520006 Cottonwood Creek Greenbelt South - Area 1	0	0	0	0	125,000	0	0	0	125,000
04040 Hoblitzelle Trail Improvements, Phase I	389,910	66,601	0	0	0	0	0	0	456,511
520014 Hoblitzelle Trail Improvements, Phase II	93,990	162,776	0	0	0	0	0	0	256,766
520013 Jack Carter Park Trails - Area 8	0	636,592	0	0	0	0	0	0	636,592
520008 Park Fee Area 11	0	0	0	0	705,000	705,000	0	0	1,410,000
520009 Park Fee Area 2	0	0	575,000	575,000	0	0	0	0	1,150,000
520010 Park Fee Area 7	0	0	144,418	0	0	0	0	0	144,418
52 Park Service Area Fees	0	37,500	510,000	510,000	510,000	510,000	510,000	0	2,587,500
520011 Shawnee Park - Area 3	0	0	0	350,143	350,143	0	0	0	700,286
520012 Spring Creek/Parkwood Neighborhood Park - Ar	0	726,233	0	0	0	0	0	0	726,233
TOTAL	485,571	1,629,702	2,459,418	4,295,143	3,690,143	1,215,000	510,000	0	14,284,977

CITY OF PLANO

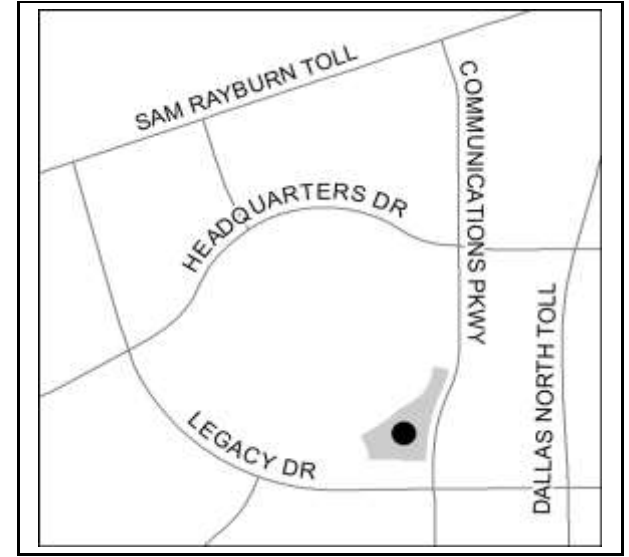
COMMUNITY INVESTMENT PROGRAM

Project Name: Bruce Glasscock Park Fee - Area 14
Project Number: 520003 **Start Date:** May. 2023
Description: **Completion Date:** Sep. 2027

Development of a new park in accordance with the park site master plan.

Funding available for Park Fee Area 14.

Project PKR-P-00012



EXPENDITURES	Prior Years	Re-Estimate	2024-25	2025-26	2026-27	2027-28	2028-29	Future Yrs	Total
Land	0	0	0	0	0	0	0	0	0
Design	0	0	0	0	0	0	0	0	0
Construction	0	0	0	155,000	0	0	0	0	155,000
Equipment	0	0	0	0	0	0	0	0	0
TOTAL	0	0	0	155,000	0	0	0	0	155,000

REVENUES	Prior Years	Re-Estimate	2024-25	2025-26	2026-27	2027-28	2028-29	Future Yrs	Total
Developer Rev	0	0	0	155,000	0	0	0	0	155,000
N/A	0	0	0	0	0	0	0	0	0
N/A	0	0	0	0	0	0	0	0	0
TOTAL	0	0	0	155,000	0	0	0	0	155,000

OPERATING BUDGET IMPACT	2024-25	2025-26	2026-27	2027-28	2028-29	Future Yrs	Total
	0	0	0	0	0	0	0

CITY OF PLANO

COMMUNITY INVESTMENT PROGRAM

Project Name: Chisholm Trail - Area 5

Project Number: 520004

Start Date: May. 2023

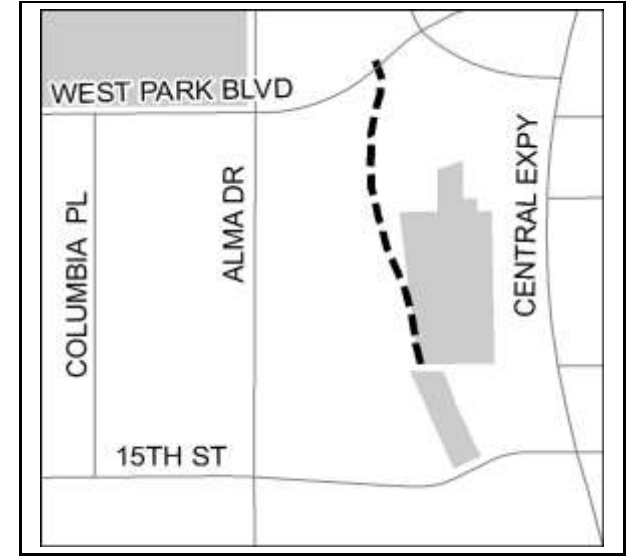
Description:

Completion Date: Sep. 2026

Construction of trail on the west side of Spring Creek between Park Boulevard and Harrington Drive as redevelopment occurs.

Project PKR-P-00038

(Migrated from previous account #05051)



EXPENDITURES	Prior Years	Re-Estimate	2024-25	2025-26	2026-27	2027-28	2028-29	Future Yrs	Total
Land	0	0	0	0	0	0	0	0	0
Design	0	0	0	0	0	0	0	0	0
Construction	0	0	0	205,000	0	0	0	0	205,000
Equipment	0	0	0	0	0	0	0	0	0
TOTAL	0	0	0	205,000	0	0	0	0	205,000

REVENUES	Prior Years	Re-Estimate	2024-25	2025-26	2026-27	2027-28	2028-29	Future Yrs	Total
Developer Rev	0	0	0	205,000	0	0	0	0	205,000
N/A	0	0	0	0	0	0	0	0	0
N/A	0	0	0	0	0	0	0	0	0
TOTAL	0	0	0	205,000	0	0	0	0	205,000

OPERATING BUDGET IMPACT	2024-25	2025-26	2026-27	2027-28	2028-29	Future Yrs	Total
	0	0	0	0	0	0	0

CITY OF PLANO

COMMUNITY INVESTMENT PROGRAM

Project Name: Chisholm Trail/Collin Creek park site - Area 6

Project Number: 520005

Start Date: May. 2023

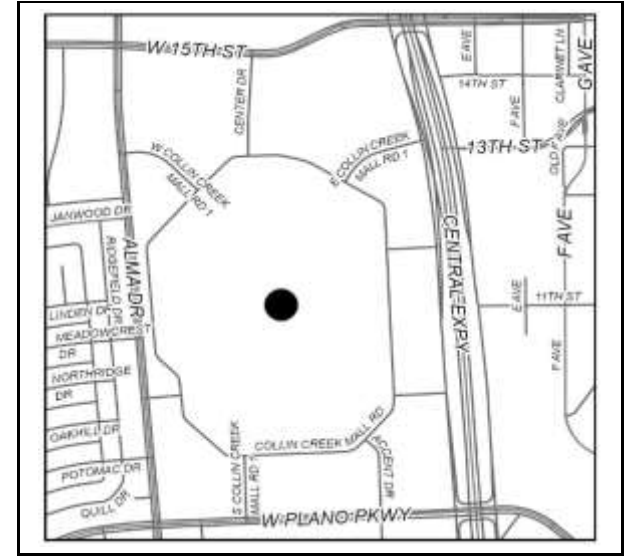
Description:

Completion Date: Sep. 2027

Land acquisition based on anticipated park fees at the recently updated rate to be collected for Collin Creek Mall.

Project PKR-P-00039

(Migrated from previous account #06063)



EXPENDITURES	Prior Years	Re-Estimate	2024-25	2025-26	2026-27	2027-28	2028-29	Future Yrs	Total
Land	0	0	0	0	0	0	0	0	0
Design	1,671	0	0	0	0	0	0	0	1,671
Construction	0	0	1,230,000	2,500,000	2,000,000	0	0	0	5,730,000
Equipment	0	0	0	0	0	0	0	0	0
TOTAL	1,671	0	1,230,000	2,500,000	2,000,000	0	0	0	5,731,671

REVENUES	Prior Years	Re-Estimate	2024-25	2025-26	2026-27	2027-28	2028-29	Future Yrs	Total
Developer Rev	1,671	0	1,230,000	2,500,000	2,000,000	0	0	0	5,731,671
N/A	0	0	0	0	0	0	0	0	0
N/A	0	0	0	0	0	0	0	0	0
TOTAL	1,671	0	1,230,000	2,500,000	2,000,000	0	0	0	5,731,671

OPERATING BUDGET IMPACT	2024-25	2025-26	2026-27	2027-28	2028-29	Future Yrs	Total
	0	0	0	0	0	0	0

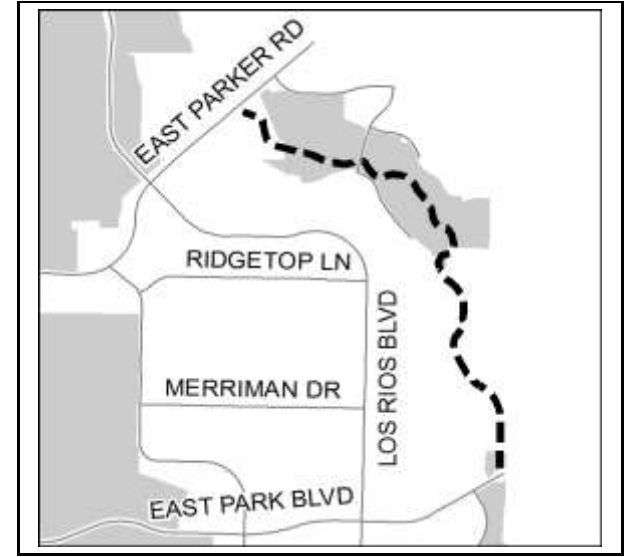
CITY OF PLANO

COMMUNITY INVESTMENT PROGRAM

Project Name: Cottonwood Creek Greenbelt South - Area 1
Project Number: 520006 **Start Date:** Oct. 1998
Description: **Completion Date:** Sep. 2027
 Construction of recreational trail along Cottonwood Creek south of 14th Street.

Project PKR-P-00040

(Migrated from previous account #01002)



EXPENDITURES	Prior Years	Re-Estimate	2024-25	2025-26	2026-27	2027-28	2028-29	Future Yrs	Total
Land	0	0	0	0	0	0	0	0	0
Design	0	0	0	0	0	0	0	0	0
Construction	0	0	0	0	125,000	0	0	0	125,000
Equipment	0	0	0	0	0	0	0	0	0
TOTAL	0	0	0	0	125,000	0	0	0	125,000

REVENUES	Prior Years	Re-Estimate	2024-25	2025-26	2026-27	2027-28	2028-29	Future Yrs	Total
Developer Rev	0	0	0	0	125,000	0	0	0	125,000
N/A	0	0	0	0	0	0	0	0	0
N/A	0	0	0	0	0	0	0	0	0
TOTAL	0	0	0	0	125,000	0	0	0	125,000

OPERATING BUDGET IMPACT	2024-25	2025-26	2026-27	2027-28	2028-29	Future Yrs	Total
	0	0	0	0	0	0	0

CITY OF PLANO

COMMUNITY INVESTMENT PROGRAM

Project Name: Hoblitzelle Trail Improvements, Phase I

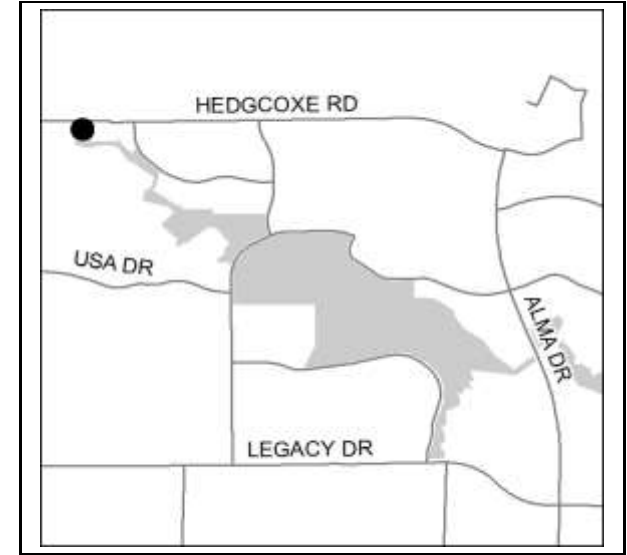
Project Number: 04040

Start Date: Oct. 2022

Description:

Completion Date: Sep. 2024

Construction of trail to complete the connection south of Hedgcoxe Road and facilitate a trail connection between Hoblitzelle Park to the City of Allen and to Russell Creek Park. Phase I includes a U-shaped trail connection within Hoblitzelle Park extending from the pedestrian tunnel underpass of Hedgcoxe Road to up alongside Hedgcoxe Road.



EXPENDITURES	Prior Years	Re-Estimate	2024-25	2025-26	2026-27	2027-28	2028-29	Future Yrs	Total
Land	0	0	0	0	0	0	0	0	0
Design	0	0	0	0	0	0	0	0	0
Construction	389,910	66,601	0	0	0	0	0	0	456,511
Equipment	0	0	0	0	0	0	0	0	0
TOTAL	389,910	66,601	0	0	0	0	0	0	456,511

REVENUES	Prior Years	Re-Estimate	2024-25	2025-26	2026-27	2027-28	2028-29	Future Yrs	Total
Developer Rev	389,910	66,601	0	0	0	0	0	0	456,511
N/A	0	0	0	0	0	0	0	0	0
N/A	0	0	0	0	0	0	0	0	0
TOTAL	389,910	66,601	0	0	0	0	0	0	456,511

OPERATING BUDGET IMPACT	2024-25	2025-26	2026-27	2027-28	2028-29	Future Yrs	Total
	0	0	0	0	0	0	0

CITY OF PLANO

COMMUNITY INVESTMENT PROGRAM

Project Name: Hoblitzelle Trail Improvements, Phase II

Project Number: 520014

Start Date: Oct. 2022

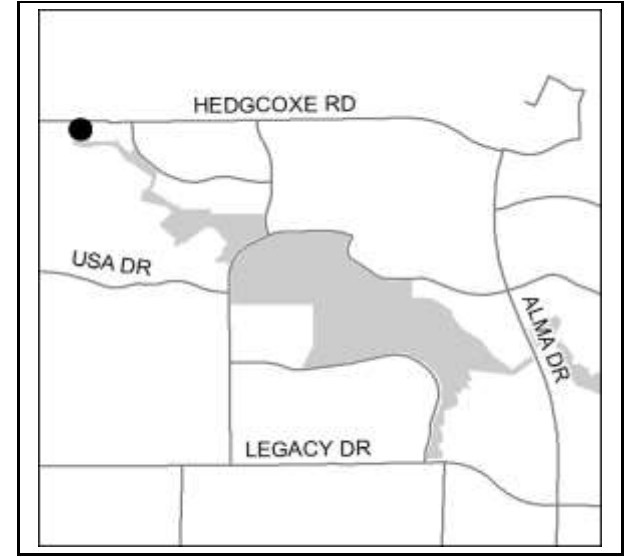
Description:

Completion Date: Sep. 2023

Trail connection from Hedgcoxe sidewalk west of Russell Creek southeast along creek to Georgetown Drive.

Project PKR-P-00008

(Migrated from previous account #04041)



EXPENDITURES	Prior Years	Re-Estimate	2024-25	2025-26	2026-27	2027-28	2028-29	Future Yrs	Total
Land	0	0	0	0	0	0	0	0	0
Design	0	0	0	0	0	0	0	0	0
Construction	93,990	162,776	0	0	0	0	0	0	256,766
Equipment	0	0	0	0	0	0	0	0	0
TOTAL	93,990	162,776	0	0	0	0	0	0	256,766

REVENUES	Prior Years	Re-Estimate	2024-25	2025-26	2026-27	2027-28	2028-29	Future Yrs	Total
Developer Rev	93,990	162,776	0	0	0	0	0	0	256,766
N/A	0	0	0	0	0	0	0	0	0
N/A	0	0	0	0	0	0	0	0	0
TOTAL	93,990	162,776	0	0	0	0	0	0	256,766

OPERATING BUDGET IMPACT	2024-25	2025-26	2026-27	2027-28	2028-29	Future Yrs	Total
	0	0	0	0	0	0	0

CITY OF PLANO

COMMUNITY INVESTMENT PROGRAM

Project Name: Jack Carter Park Trails - Area 8

Project Number: 520013

Start Date: Oct. 2021

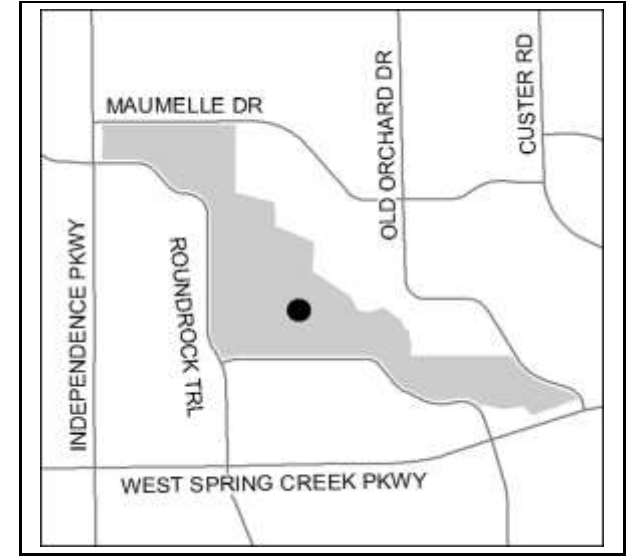
Description:

Completion Date: Sep. 2023

Construction of additional recreational trails at Jack Carter Park.

Project PKR-P-7311

(Migrated from previous account #08087)



EXPENDITURES	Prior Years	Re-Estimate	2024-25	2025-26	2026-27	2027-28	2028-29	Future Yrs	Total
Land	0	0	0	0	0	0	0	0	0
Design	0	0	0	0	0	0	0	0	0
Construction	0	636,592	0	0	0	0	0	0	636,592
Equipment	0	0	0	0	0	0	0	0	0
TOTAL	0	636,592	0	0	0	0	0	0	636,592

REVENUES	Prior Years	Re-Estimate	2024-25	2025-26	2026-27	2027-28	2028-29	Future Yrs	Total
Developer Rev	0	636,592	0	0	0	0	0	0	636,592
N/A	0	0	0	0	0	0	0	0	0
N/A	0	0	0	0	0	0	0	0	0
TOTAL	0	636,592	0	0	0	0	0	0	636,592

OPERATING BUDGET IMPACT	2024-25	2025-26	2026-27	2027-28	2028-29	Future Yrs	Total
	0	0	0	0	0	0	0

CITY OF PLANO

COMMUNITY INVESTMENT PROGRAM

Project Name: Park Fee Area 11

Project Number: 520008

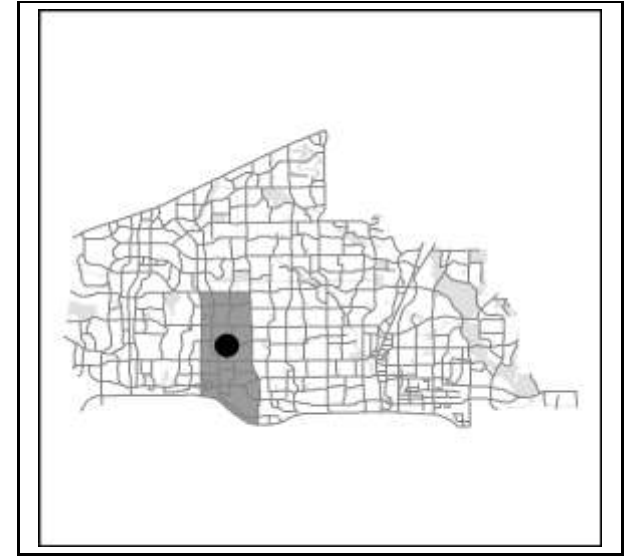
Description:

Funding available for Park Fee Area 11.

Project PKR-P-00042

Start Date: Oct. 2022

Completion Date: Sep. 2028



EXPENDITURES	Prior Years	Re-Estimate	2024-25	2025-26	2026-27	2027-28	2028-29	Future Yrs	Total
Land	0	0	0	0	0	0	0	0	0
Design	0	0	0	0	0	0	0	0	0
Construction	0	0	0	0	705,000	705,000	0	0	1,410,000
Equipment	0	0	0	0	0	0	0	0	0
TOTAL	0	0	0	0	705,000	705,000	0	0	1,410,000

REVENUES	Prior Years	Re-Estimate	2024-25	2025-26	2026-27	2027-28	2028-29	Future Yrs	Total
Developer Rev	0	0	0	0	705,000	705,000	0	0	1,410,000
N/A	0	0	0	0	0	0	0	0	0
N/A	0	0	0	0	0	0	0	0	0
TOTAL	0	0	0	0	705,000	705,000	0	0	1,410,000

OPERATING BUDGET IMPACT	2024-25	2025-26	2026-27	2027-28	2028-29	Future Yrs	Total
	0	0	0	0	0	0	0

CITY OF PLANO

COMMUNITY INVESTMENT PROGRAM

Project Name: Park Fee Area 2

Project Number: 520009

Description:

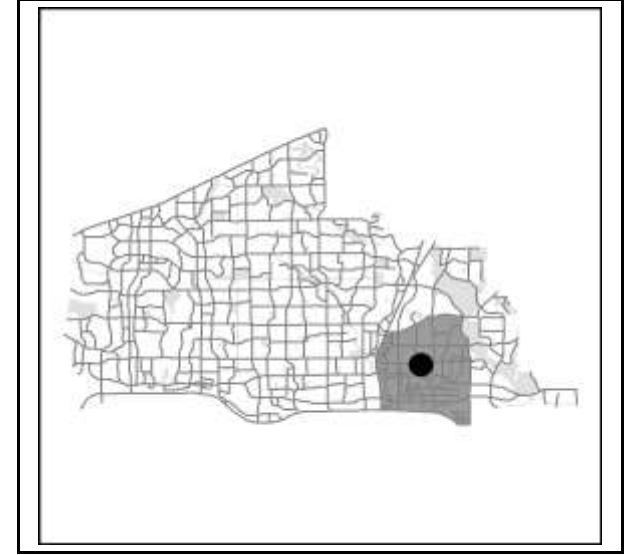
Funding available within Park Fee Area 2.

Project PKR-P-00044

(Migrated from previous account #02002)

Start Date: Oct. 2022

Completion Date: Sep. 2025



EXPENDITURES	Prior Years	Re-Estimate	2024-25	2025-26	2026-27	2027-28	2028-29	Future Yrs	Total
Land	0	0	0	0	0	0	0	0	0
Design	0	0	0	0	0	0	0	0	0
Construction	0	0	575,000	575,000	0	0	0	0	1,150,000
Equipment	0	0	0	0	0	0	0	0	0
TOTAL	0	0	575,000	575,000	0	0	0	0	1,150,000

REVENUES	Prior Years	Re-Estimate	2024-25	2025-26	2026-27	2027-28	2028-29	Future Yrs	Total
Developer Rev	0	0	575,000	575,000	0	0	0	0	1,150,000
N/A	0	0	0	0	0	0	0	0	0
N/A	0	0	0	0	0	0	0	0	0
TOTAL	0	0	575,000	575,000	0	0	0	0	1,150,000

OPERATING BUDGET IMPACT	2024-25	2025-26	2026-27	2027-28	2028-29	Future Yrs	Total
	59,333	0	0	0	0	0	59,333

CITY OF PLANO

COMMUNITY INVESTMENT PROGRAM

Project Name: Park Fee Area 7

Project Number: 520010

Description:

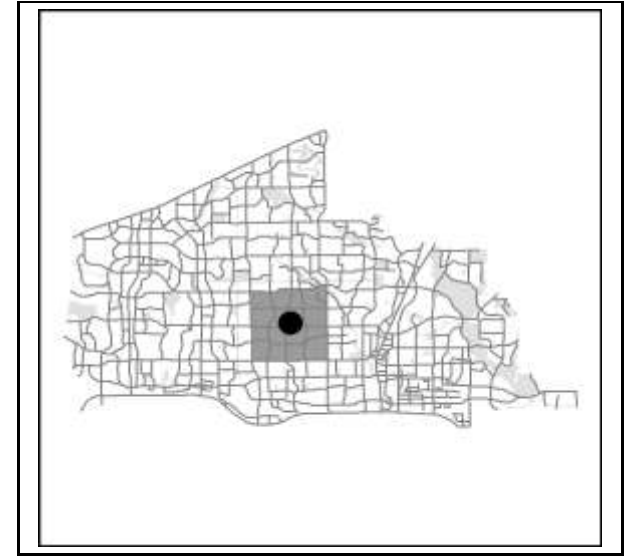
Funding available for Park Fee Area 7.

Project PKR-P-00045

(Migrated from previous account #07007)

Start Date: Oct. 2022

Completion Date: Sep. 2023



EXPENDITURES	Prior Years	Re-Estimate	2024-25	2025-26	2026-27	2027-28	2028-29	Future Yrs	Total
Land	0	0	0	0	0	0	0	0	0
Design	0	0	0	0	0	0	0	0	0
Construction	0	0	144,418	0	0	0	0	0	144,418
Equipment	0	0	0	0	0	0	0	0	0
TOTAL	0	0	144,418	0	0	0	0	0	144,418

REVENUES	Prior Years	Re-Estimate	2024-25	2025-26	2026-27	2027-28	2028-29	Future Yrs	Total
Developer Rev	0	0	144,418	0	0	0	0	0	144,418
N/A	0	0	0	0	0	0	0	0	0
N/A	0	0	0	0	0	0	0	0	0
TOTAL	0	0	144,418	0	0	0	0	0	144,418

OPERATING BUDGET IMPACT	2024-25	2025-26	2026-27	2027-28	2028-29	Future Yrs	Total
	0	0	0	0	0	0	0

CITY OF PLANO

COMMUNITY INVESTMENT PROGRAM

Project Name: Park Service Area Fees

Project Number: 52

Description:

Fund level expenditures to cover all Service Areas.

Start Date: Oct. 2023

Completion Date: Sep. 2029



EXPENDITURES	Prior Years	Re-Estimate	2024-25	2025-26	2026-27	2027-28	2028-29	Future Yrs	Total
Land	0	0	0	0	0	0	0	0	0
Design	0	0	0	0	0	0	0	0	0
Construction	0	37,500	510,000	510,000	510,000	510,000	510,000	0	2,587,500
Equipment	0	0	0	0	0	0	0	0	0
TOTAL	0	37,500	510,000	510,000	510,000	510,000	510,000	0	2,587,500

REVENUES	Prior Years	Re-Estimate	2024-25	2025-26	2026-27	2027-28	2028-29	Future Yrs	Total
Developer Rev	0	37,500	510,000	510,000	510,000	510,000	510,000	0	2,587,500
N/A	0	0	0	0	0	0	0	0	0
N/A	0	0	0	0	0	0	0	0	0
TOTAL	0	37,500	510,000	510,000	510,000	510,000	510,000	0	2,587,500

OPERATING BUDGET IMPACT	2024-25	2025-26	2026-27	2027-28	2028-29	Future Yrs	Total
	0	0	0	0	0	0	0

CITY OF PLANO

COMMUNITY INVESTMENT PROGRAM

Project Name: Shawnee Park - Area 3

Project Number: 520011

Start Date: Oct. 2022

Description:

Completion Date: Sep. 2027

Acquisition of the flood plain, as development occurs, on the north side of the park as a linear park area with trail.

Project PKR-P-00046

(Migrated from previous account #03035)



EXPENDITURES	Prior Years	Re-Estimate	2024-25	2025-26	2026-27	2027-28	2028-29	Future Yrs	Total
Land	0	0	0	0	0	0	0	0	0
Design	0	0	0	0	0	0	0	0	0
Construction	0	0	0	350,143	350,143	0	0	0	700,286
Equipment	0	0	0	0	0	0	0	0	0
TOTAL	0	0	0	350,143	350,143	0	0	0	700,286

REVENUES	Prior Years	Re-Estimate	2024-25	2025-26	2026-27	2027-28	2028-29	Future Yrs	Total
Developer Rev	0	0	0	350,143	350,143	0	0	0	700,286
N/A	0	0	0	0	0	0	0	0	0
N/A	0	0	0	0	0	0	0	0	0
TOTAL	0	0	0	350,143	350,143	0	0	0	700,286

OPERATING BUDGET IMPACT	2024-25	2025-26	2026-27	2027-28	2028-29	Future Yrs	Total
	59,333	0	0	0	0	0	59,333

CITY OF PLANO

COMMUNITY INVESTMENT PROGRAM

Project Name: Spring Creek/Parkwood Neighborhood Park - Area 12

Project Number: 520012

Start Date: Oct. 2021

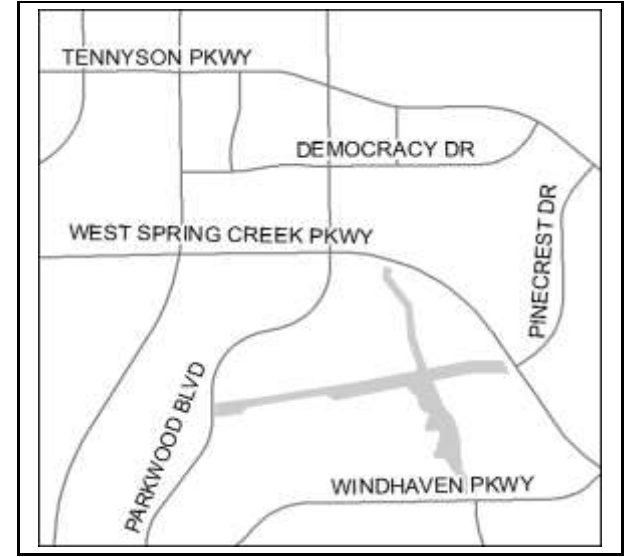
Description:

Completion Date: Sep. 2023

Acquisition/construction of park land east of Parkwood Boulevard and south of Spring Creek Parkway for a neighborhood park and linear park.

Project PKR-P-00047

(Migrated from previous account #12127)



EXPENDITURES	Prior Years	Re-Estimate	2024-25	2025-26	2026-27	2027-28	2028-29	Future Yrs	Total
Land	0	0	0	0	0	0	0	0	0
Design	0	0	0	0	0	0	0	0	0
Construction	0	726,233	0	0	0	0	0	0	726,233
Equipment	0	0	0	0	0	0	0	0	0
TOTAL	0	726,233	0	0	0	0	0	0	726,233

REVENUES	Prior Years	Re-Estimate	2024-25	2025-26	2026-27	2027-28	2028-29	Future Yrs	Total
Developer Rev	0	726,233	0	0	0	0	0	0	726,233
N/A	0	0	0	0	0	0	0	0	0
N/A	0	0	0	0	0	0	0	0	0
TOTAL	0	726,233	0	0	0	0	0	0	726,233

OPERATING BUDGET IMPACT	2024-25	2025-26	2026-27	2027-28	2028-29	Future Yrs	Total
	0	0	0	0	0	0	0

Public Art Projects

Project		Prior Yrs	Re-Est	2024-25	2025-26	2026-27	2027-28	2028-29	Future	Total
00238	Arts Master Plan Consultant	0	86,000	0	0	0	0	0	0	86,000
TOTAL		0	86,000	0	0	0	0	0	0	86,000

CITY OF PLANO

COMMUNITY INVESTMENT PROGRAM

Project Name: Arts Master Plan Consultant

Project Number: 00238

Start Date: Oct. 2023

Description:

Completion Date: Sep. 2024

Professional services funding to be used for the creation of Plano’s first-ever Arts Master Plan. The consultant will lead community-wide equitable engagement and planning, resulting in a five-year and beyond Arts Master Plan for the city. The plan will encourage and foster inclusive diversity and engagement in Plano’s cultural life.



EXPENDITURES	Prior Years	Re-Estimate	2024-25	2025-26	2026-27	2027-28	2028-29	Future Yrs	Total
Land	0	0	0	0	0	0	0	0	0
Design	0	86,000	0	0	0	0	0	0	86,000
Construction	0	0	0	0	0	0	0	0	0
Equipment	0	0	0	0	0	0	0	0	0
TOTAL	0	86,000	0	0	0	0	0	0	86,000

REVENUES	Prior Years	Re-Estimate	2024-25	2025-26	2026-27	2027-28	2028-29	Future Yrs	Total
Fund Balance	0	86,000	0	0	0	0	0	0	86,000
N/A	0	0	0	0	0	0	0	0	0
N/A	0	0	0	0	0	0	0	0	0
TOTAL	0	86,000	0	0	0	0	0	0	86,000

OPERATING BUDGET IMPACT	2024-25	2025-26	2026-27	2027-28	2028-29	Future Yrs	Total
	0	0	0	0	0	0	0

An Ordinance of the City of Plano, Texas, approving and adopting the Community Investment Program and setting the appropriations for the fiscal year beginning October 1, 2023, and ending September 30, 2024; and providing an effective date.

WHEREAS, following public notice duly posted and published as required by law, public hearings were held on August 14, 2023, August 17, 2023 and August 28, 2023 by and before the City Council of the City of Plano, the subject of which was the proposed Operating Budget and Community Investment Program of the City of Plano for Fiscal Year 2023-24; and

WHEREAS, during said public hearings, all interested persons were given the opportunity to be heard for or against any item or the amount of any item contained in said Community Investment Program, after which said public hearings were closed; and

WHEREAS, the City Council, upon full consideration of the matter, is of the opinion that the appropriations for the 2023-24 Community Investment Program hereinafter set forth is proper and should be approved and adopted.


NOW, THEREFORE, BE IT ORDAINED BY THE CITY COUNCIL OF THE CITY OF PLANO, TEXAS, THAT:

Section I. Appropriations for the Community Investment Program for the year beginning October 1, 2023 and ending September 30, 2024, as filed and submitted by the City Manager, containing estimates for the various projects to be expended, is hereby approved and adopted as follows:

A.	Recreation Center Renovations Fund	\$14,440,000
B.	Library Facilities Fund	339,200
C.	Fire & Public Safety Facilities Fund	12,035,000
D.	Municipal Facilities Fund	5,850,600
E.	Service Center Facilities Fund	2,666,659
F.	Park Improvements Fund	47,085,911
G.	Street Improvements Fund	104,412,141
H.	Street Enhancements Fund	100,000
I.	Public Infrastructure Improvements Fund	2,350,000
J.	Technology Improvements Fund	6,845,046
K.	Municipal Drainage CIP Fund	24,412,067
L.	Park Fee Program	6,230,012
M.	Public Art Fund	86,000
N.	Capital Maintenance Fund	74,404,585
O.	Water Projects Fund	19,390,000
P.	Sewer Projects Fund	21,133,000

Section II. This Ordinance shall be in full force and effect from and after its passage.

PASSED AND APPROVED on the 11th day of September, 2023.



John B. Muns, MAYOR

ATTEST:



Lisa C. Henderson, CITY SECRETARY

APPROVED AS TO FORM:



Paige Mims, CITY ATTORNEY

An Ordinance of the City of Plano, Texas, approving and adopting the Tax Rate for the fiscal year beginning October 1, 2023, and terminating September 30, 2024; and providing an effective date.

WHEREAS, the City Council of the City of Plano has been presented with a proposed Ad Valorem Tax Rate for Fiscal Year 2023-24, and such Tax Rate would impose an amount of taxes that would exceed the levy for Fiscal Year 2022-23; and

WHEREAS, Section 26.05 of the Texas Tax Code, as amended, provides that the City may not adopt a Tax Rate for Fiscal Year 2023-24 that exceeds the lower of the Voter Approval Tax Rate or the No-New-Revenue Tax Rate calculated without notice of and holding a public hearing on the proposed tax rate; and

WHEREAS, the proposed Tax Rate does exceed the No-New-Revenue Tax Rate by 0.0311 cents or 8.05% and therefore, the notice of a public hearing on the adoption of a tax rate is required, in accordance with State Law; and

WHEREAS, upon full review of and consideration of the matter, the City Council is of the opinion that the proposed Tax Rate for Fiscal Year 2023-24 should be approved and adopted for Fiscal Year 2023-24.

NOW, THEREFORE, BE IT ORDAINED BY THE CITY COUNCIL OF THE CITY OF PLANO, TEXAS, THAT:

Section I. There is hereby levied and shall be assessed for the Fiscal Year 2023-24 of the City of Plano an Ad Valorem Tax Rate on each ONE HUNDRED DOLLARS (\$100.00) valuation of property within the limits of the City of Plano and subject to taxation as follows:

\$0.3026 for purposes of General Fund maintenance and operation.
\$0.1150 for payment of principal and interest on all General Obligation Bond funded debt of this City.

\$0.4176 Total Tax Rate

Section II. The Tax Assessor of the City of Plano is hereby directed to assess for the 2023-24 Fiscal Year the rates and amounts herein levied and, when such taxes are collected, to distribute the collections in accordance with this Ordinance.

Section III. This Ordinance shall become effective immediately from and after its passage.

PASSED AND APPROVED on the 11th day of September, 2023.



John B. Muns, MAYOR

ATTEST:



Lisa C. Henderson, CITY SECRETARY

APPROVED AS TO FORM:



Paige Mims, CITY ATTORNEY