

**City of Plano**  
**INVESTMENT PORTFOLIO SUMMARY**  
**For the Quarter Ended**  
**June 30, 2024**

The investment portfolio of the City of Plano is in compliance with the Public Funds Investment Act and the City's Investment Policy and strategies.




---

City Manager



---

Director of Finance



---

Treasurer

Recent indicators suggest that economic activity has continued to expand at a solid pace. Job gains have remained strong, and the unemployment rate has remained low. Inflation has eased over the past year but remains elevated. In recent months, there has been modest further progress toward the Committee's 2 percent inflation objective.

The Committee seeks to achieve maximum employment and inflation at the rate of 2 percent over the longer run. The Committee judges that the risks to achieving its employment and inflation goals have moved toward better balance over the past year. The economic outlook is uncertain, and the Committee remains highly attentive to inflation risks.

In support of its goals, the Committee decided to maintain the target range for the federal funds rate at 5-1/4 to 5-1/2 percent. In considering any adjustments to the target range for the federal funds rate, the Committee will carefully assess incoming data, the evolving outlook, and the balance of risks. The Committee does not expect it will be appropriate to reduce the target range until it has gained greater confidence that inflation is moving sustainably toward 2 percent. In addition, the Committee will continue reducing its holdings of Treasury securities and agency debt and agency mortgage-backed securities. The Committee is strongly committed to returning inflation to its 2 percent objective.

In assessing the appropriate stance of monetary policy, the Committee will continue to monitor the implications of incoming information for the economic outlook. The Committee would be prepared to adjust the stance of monetary policy as appropriate if risks emerge that could impede the attainment of the Committee's goals. The Committee's assessments will take into account a wide range of information, including readings on labor market conditions, inflation pressures and inflation expectations, and financial and international developments.

Voting for the monetary policy action were Jerome H. Powell, Chair; John C. Williams, Vice Chair; Thomas I. Barkin; Michael S. Barr; Raphael W. Bostic; Michelle W. Bowman; Lisa D. Cook; Mary C. Daly; Philip N. Jefferson; Adriana D. Kugler; Loretta J. Mester; and Christopher J. Waller.

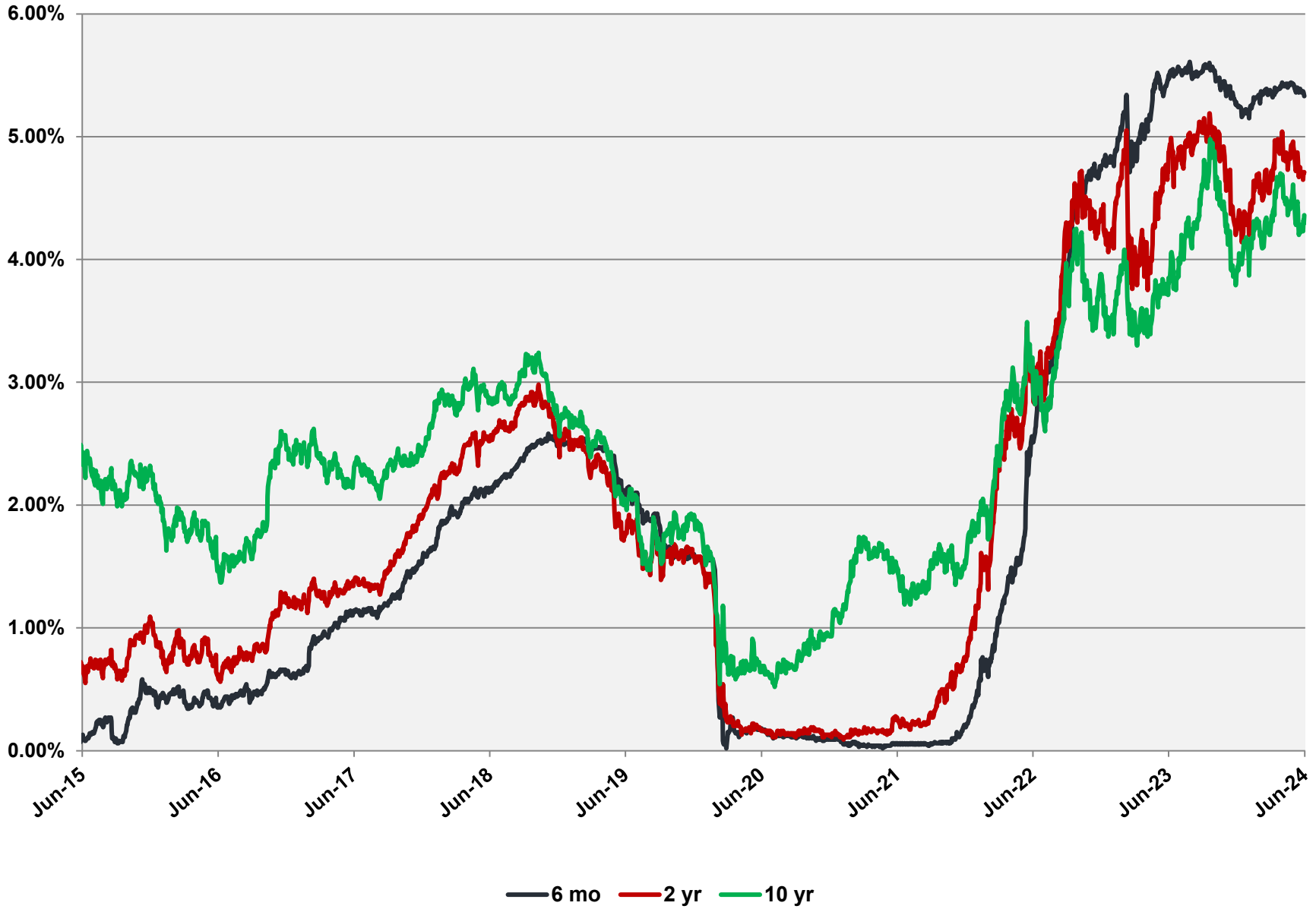
		6/30/2024		3/31/2024	
<u>Asset Type</u>	<u>Avg Yield</u>	<u>End Book Value</u>	<u>End Market Value</u>	<u>End Book Value</u>	<u>End Market Value</u>
Bank Accounts/Investment Pools	5.12%	220,018,289	220,018,289	133,388,095	133,388,095
Certificates of Deposit/Fixed Term	5.44%	21,998,913	21,998,913	38,998,913	38,998,913
FAMC Bonds	2.35%	72,200,647	71,872,850	72,183,924	71,532,183
FFCB Bonds	4.21%	39,833,586	39,560,703	39,824,787	39,716,721
FHLB Bonds	2.53%	31,104,701	30,869,731	31,112,847	30,768,028
FHLMC Bonds	1.74%	32,564,941	31,581,813	32,476,963	31,328,508
FNMA Bonds	0.87%	75,372,575	70,877,643	75,392,045	70,427,854
T-Notes	0.86%	29,824,543	27,936,328	29,798,282	27,734,766
TVA Bonds	0.87%	3,092,747	3,063,470	3,107,812	3,044,654
Municipal Bonds	3.06%	272,570,252	266,072,178	301,673,034	294,933,967
<b>Totals</b>		<b>798,581,194</b>	<b>783,851,918</b>	<b>757,956,702</b>	<b>741,873,689</b>

<b>Quarter Average Yields*:</b>		<b>Rolling Twelve Month Average Yields*:</b>	
Plano Portfolio Yield	3.32%	Plano Portfolio Yield	2.98%
Six Month Treasury Yield	5.39%	Six Month Treasury Yield	5.41%
Two Year Treasury Yield	4.83%	Two Year Treasury Yield	4.76%
TexasDaily Investment Pool Yield	5.30%	TexasDaily Investment Pool Yield	5.32%
<b>Quarter Investment Earnings**:</b>	<b>7,335,659</b>	<b>Fiscal Year to Date Investment Earnings**:</b>	<b>27,942,585</b>
<b>Quarter Interest Received &amp; Accrued:</b>	<b>5,282,623</b>	<b>Fiscal Year to Date Interest Received &amp; Accrued:</b>	<b>14,650,516</b>

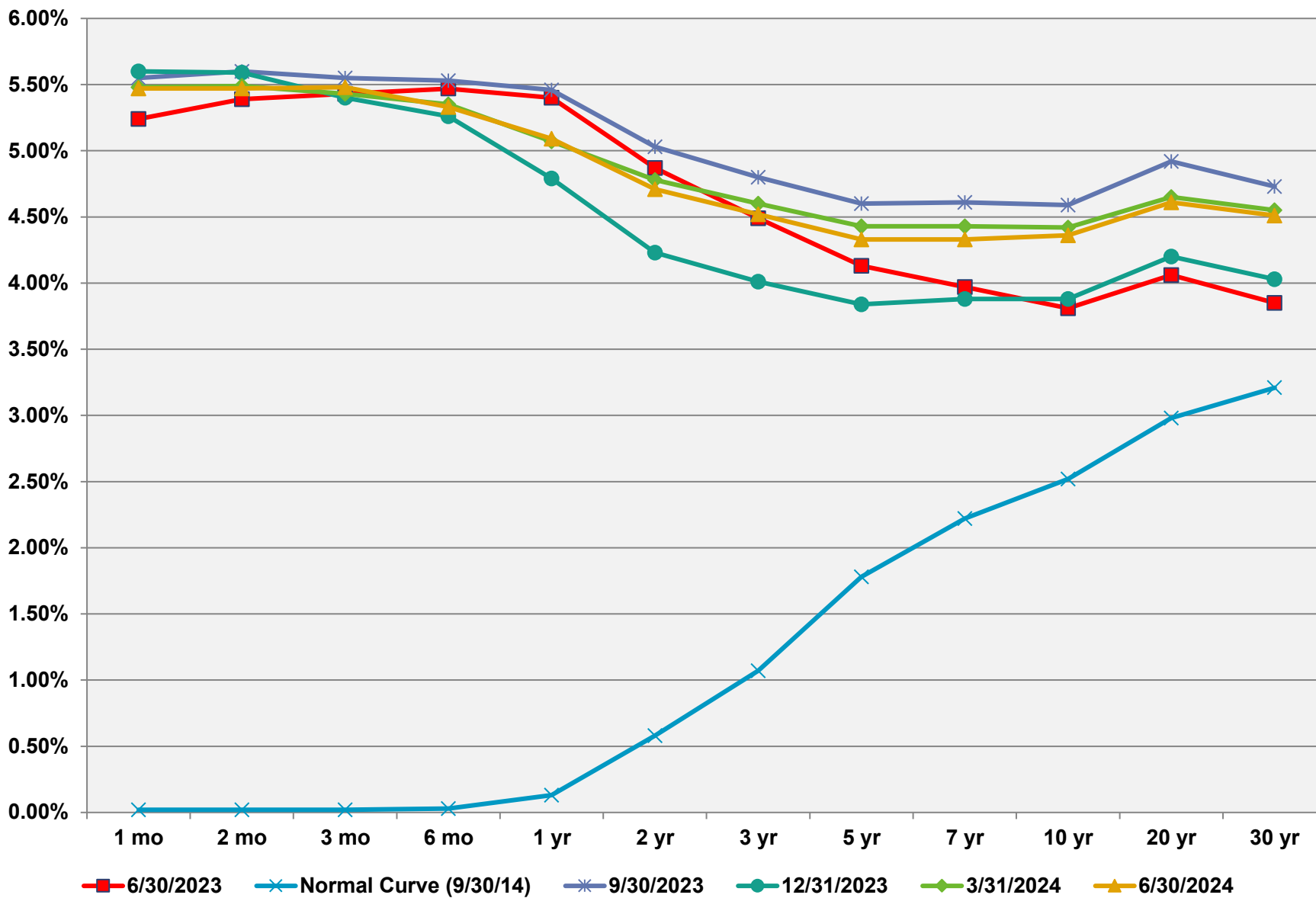
\* Simple average calculation using respective month end yields; does not reflect a total return analysis or account for fees.

\*\* Interest earnings are obtained from the general ledger - Interest plus/minus Gain or Loss on Investments, Unrealized Gain or Loss and Amortized Premium/Discount.

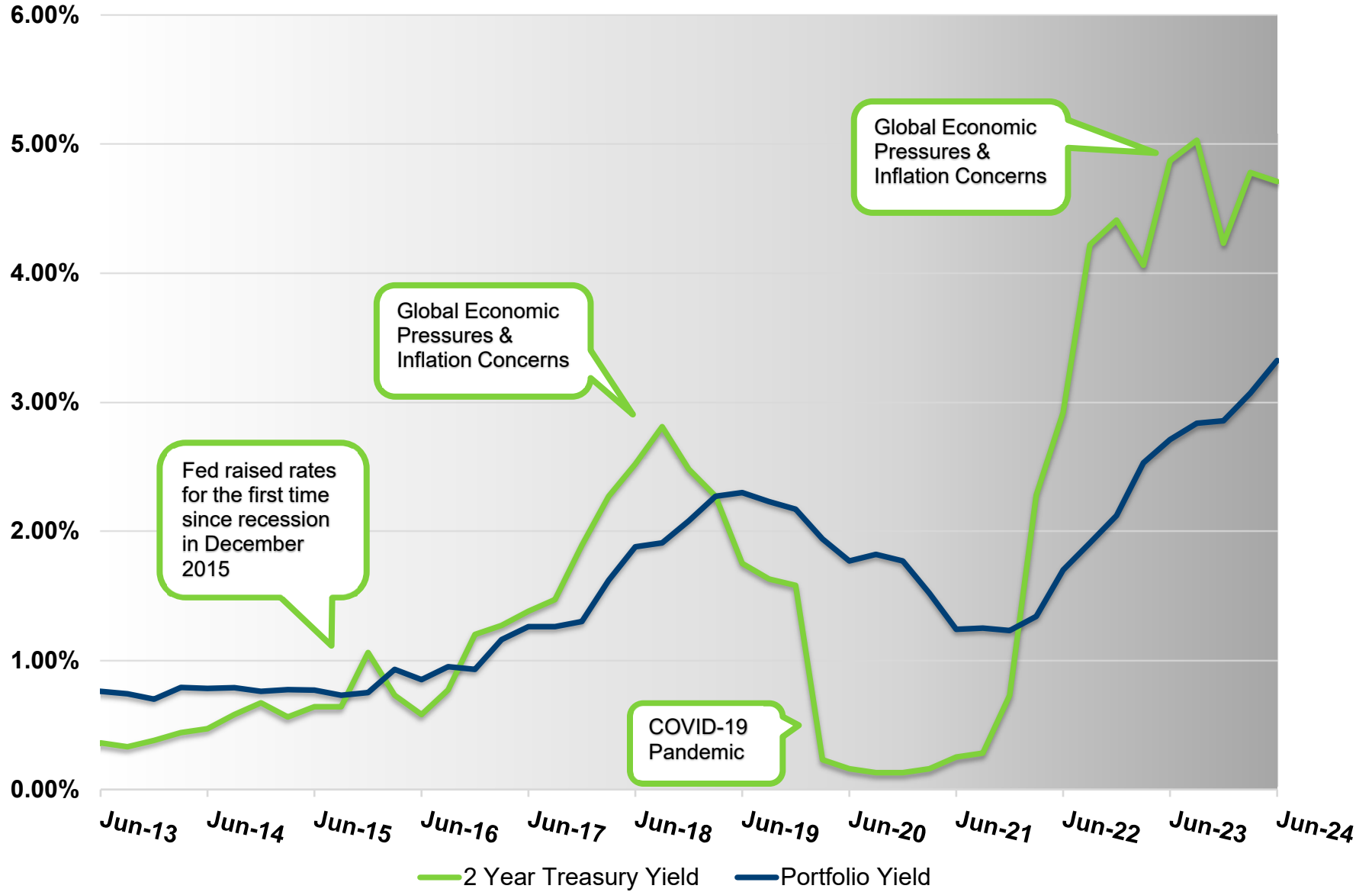
# US Treasury Historical Yields



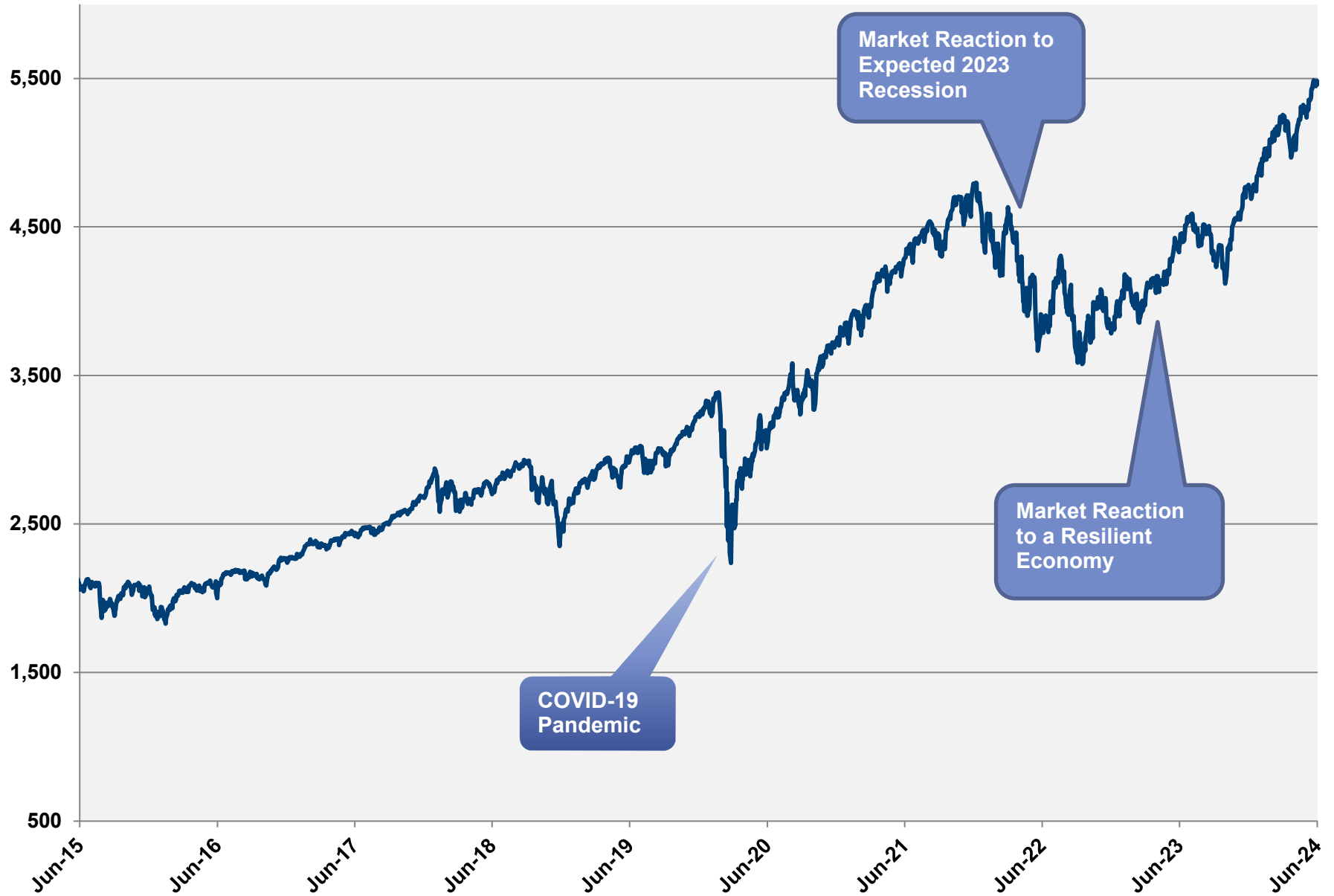
# Treasury Yield Curve



## Benchmark: 2 Year Treasury vs Plano Portfolio Yield



# S&P 500



**Detail of Investment Holdings**  
**June 30, 2024**

**By Sector**

Security Description	Coupon	Maturity Date	Settlement Date	Next Call Date	Par Value	Purchased Value	Adjusted Book Value	Market Price	Market Value	Life (mo)	Yield	Accrued Interest
CAPITAL ONE Cash	0.00%	N/A	4/30/2016	N/A	7,999,332.57	7,999,332.57	7,999,332.57	100.00	7,999,332.57	0.03	0.00%	
Prosperity Bank Cash	0.25%	N/A	6/8/2020	N/A	911,414.19	911,414.19	911,414.19	100.00	911,414.19	0.03	0.25%	
Texas Daily LGIP	5.30%	N/A	1/6/2009	N/A	35,563,529.50	35,563,529.50	35,563,529.50	100.00	35,563,529.50	0.03	5.30%	
Texas Daily LGIP	5.43%	N/A	2/27/2023	N/A	30,163,118.30	30,163,118.30	30,163,118.30	100.00	30,163,118.30	0.03	5.43%	
TexasCLASS LGIP	5.43%	N/A	5/1/2018	N/A	35,573,162.79	35,573,162.79	35,573,162.79	100.00	35,573,162.79	0.03	5.43%	
TexasCLASS LGIP	5.25%	N/A	1/29/2020	N/A	41,227,957.33	41,227,957.33	41,227,957.33	100.00	41,227,957.33	0.03	5.25%	
TexasFITLGIP	5.44%	N/A	1/7/2020	N/A	29,241,055.98	29,241,055.98	29,241,055.98	100.00	29,241,055.98	0.03	5.44%	
TexasFIT LGIP	5.23%	N/A	1/30/2020	N/A	39,338,718.22	39,338,718.22	39,338,718.22	100.00	39,338,718.22	0.03	5.23%	
American National Bank & T 5.1 10/10/2025	5.10%	10/10/2025	10/10/2023		5,215,547.81	5,215,547.81	5,215,547.81	100.00	5,215,547.81	15.31	5.10%	192,389.41
East West Bank 5.55 7/31/2024	5.55%	7/31/2024	7/31/2023		16,783,365.37	16,783,365.37	16,783,365.37	100.00	16,783,365.37	1.02	5.55%	854,917.04
FAMC 0.9 8/20/2024	0.90%	8/20/2024	3/20/2020		43,000,000.00	43,000,000.00	43,000,000.00	99.36	42,726,928.50	1.67	0.90%	139,750.00
FAMC 3.34 7/1/2027	3.34%	7/1/2027	9/20/2023		3,215,000.00	3,054,307.64	3,087,377.66	96.51	3,102,921.79	35.93	4.80%	53,392.22
FAMC 4.15 3/12/2029	4.15%	3/12/2029	3/26/2024		10,000,000.00	9,940,871.50	9,944,004.14	99.09	9,909,070.50	56.26	4.28%	124,500.00
FAMC 4.15 3/12/2029	4.15%	3/12/2029	3/27/2024		6,217,000.00	6,176,713.84	6,178,827.14	99.09	6,160,469.13	56.26	4.30%	77,401.65
FAMC 4.65 8/7/2026	4.65%	8/7/2026	8/7/2023		10,000,000.00	9,986,354.80	9,990,438.40	99.73	9,973,459.90	25.18	4.70%	184,708.33
FFCB 4 5/26/2026	4.00%	5/26/2026	5/26/2023		5,000,000.00	5,000,000.00	5,000,000.00	98.50	4,924,840.70	22.79	4.00%	18,888.89
FFCB 4.125 3/12/2029	4.13%	3/12/2029	3/12/2024		5,000,000.00	4,997,831.15	4,997,961.80	99.02	4,951,192.15	56.26	4.14%	61,875.00
FFCB 4.125 3/12/2029	4.13%	3/12/2029	3/26/2024		5,000,000.00	4,968,600.00	4,970,263.58	99.02	4,951,192.15	56.26	4.27%	61,875.00
FFCB 4.125 3/12/2029	4.13%	3/12/2029	3/26/2024		5,000,000.00	4,967,800.00	4,969,505.96	99.02	4,951,192.15	56.26	4.27%	61,875.00
FFCB 4.125 3/20/2029	4.13%	3/20/2029	3/20/2024		5,000,000.00	4,979,342.68	4,979,342.68	98.91	4,945,571.55	56.52	4.22%	57,291.67
FFCB 4.125 3/20/2029	4.13%	3/20/2029	3/20/2024		5,000,000.00	4,978,550.00	4,979,748.19	98.91	4,945,571.55	56.52	4.22%	57,291.67
FFCB 4.125 3/20/2029	4.13%	3/20/2029	3/26/2024		10,000,000.00	9,933,242.95	9,936,764.20	98.91	9,891,143.10	56.52	4.28%	114,583.33
FHLB 0.851 9/13/2024	0.85%	9/13/2024	3/13/2020		16,000,000.00	16,000,000.00	16,000,000.00	99.02	15,843,076.16	2.46	0.85%	40,469.78
FHLB 4.5 3/9/2029	4.50%	3/9/2029	3/26/2024		10,000,000.00	10,101,500.30	10,096,113.88	100.48	10,047,801.30	56.16	4.27%	138,750.00
FHLB 4.625 3/14/2025	4.63%	3/14/2025	3/23/2023		5,000,000.00	5,024,122.80	5,008,586.65	99.58	4,978,853.85	8.43	4.36%	68,090.28
FHLMC 0.375 9/23/2025	0.38%	9/23/2025	3/23/2023		10,000,000.00	9,115,380.60	9,564,941.28	94.51	9,451,190.10	14.75	4.14%	10,104.17
FHLMC 0.74 4/28/2025-21	0.74%	4/28/2025	5/28/2020	8/28/2024	23,000,000.00	23,000,000.00	23,000,000.00	96.22	22,130,622.54	9.90	0.74%	15,128.89
FNMA 0.375 8/25/2025	0.38%	8/25/2025	3/19/2021		45,000,000.00	44,188,020.00	44,788,985.45	94.81	42,664,643.10	13.80	0.79%	58,593.75
FNMA 1.875 9/24/2026	1.88%	9/24/2026	3/23/2021		30,000,000.00	31,438,232.90	30,583,589.28	94.04	28,212,999.90	26.75	0.98%	150,000.00
TVA 2.875 9/15/2024	2.88%	9/15/2024	3/12/2020		3,080,000.00	3,352,826.40	3,092,747.35	99.46	3,063,470.01	2.52	0.87%	25,827.08
T-Note 0.5 2/28/2026	0.50%	2/28/2026	3/23/2021		30,000,000.00	29,479,687.50	29,824,542.43	93.12	27,936,328.20	19.93	0.86%	49,728.26
Municipal Bond	5.30%	6/1/2028	11/16/2023	6/1/2026	1,000,000.00	1,006,270.00	1,005,412.08	101.12	1,011,160.00	46.95	5.14%	4,269.44
Municipal Bond	0.65%	6/1/2025	6/24/2021		2,330,000.00	2,330,000.00	2,330,000.00	95.90	2,234,446.70	11.02	0.65%	1,220.01
Municipal Bond	1.10%	8/1/2027	8/8/2023		1,850,000.00	1,624,744.00	1,675,403.36	89.91	1,663,261.00	36.95	4.47%	8,430.30
Municipal Bond	7.00%	6/1/2027	6/27/2023		1,100,000.00	1,179,343.00	1,158,940.51	105.58	1,161,424.00	34.95	4.96%	6,202.78
Municipal Bond	2.85%	8/1/2026	3/16/2022		1,675,000.00	1,712,888.50	1,693,055.68	96.18	1,610,964.75	24.98	2.30%	19,737.22
Municipal Bond	5.75%	6/1/2027	5/23/2023		900,000.00	949,860.00	936,156.98	101.17	910,557.00	34.95	4.24%	4,168.75
Municipal Bond	1.61%	6/15/2028	2/26/2024		3,000,000.00	2,666,490.00	2,693,026.44	89.35	2,680,560.00	47.41	4.48%	2,017.50
Municipal Bond	5.00%	6/15/2026	3/16/2022		1,250,000.00	1,385,775.00	1,312,550.98	100.17	1,252,125.00	23.44	2.30%	2,604.17
Municipal Bond	5.10%	3/1/2029	3/11/2024		7,500,000.00	7,797,225.00	7,779,057.61	101.20	7,590,150.00	55.90	4.21%	126,437.50
Municipal Bond	1.11%	8/1/2027	6/27/2023		780,000.00	679,497.00	704,286.84	89.43	697,530.60	36.95	4.60%	3,593.13
Municipal Bond	2.75%	6/15/2025	4/20/2022		2,000,000.00	2,011,400.00	2,003,463.54	97.75	1,955,000.00	11.48	2.56%	2,291.67
Municipal Bond	2.75%	6/15/2025	4/20/2022		5,000,000.00	5,028,500.00	5,008,658.85	97.75	4,887,500.00	11.48	2.56%	5,729.17
Municipal Bond	4.89%	8/15/2028	12/7/2023		300,000.00	300,000.00	300,000.00	101.31	303,939.00	49.41	4.89%	5,497.88
Municipal Bond	4.90%	8/15/2027	12/7/2023		300,000.00	300,000.00	300,000.00	100.90	302,712.00	37.41	4.90%	5,509.12
Municipal Bond	1.22%	8/1/2026	4/24/2024		12,182,962.00	11,989,317.89	12,004,968.26	92.40	11,257,056.89	24.98	1.94%	61,315.49
Municipal Bond	1.22%	8/1/2026	4/24/2024		1,447,038.00	1,424,037.81	1,425,896.69	92.71	1,341,491.05	24.98	1.94%	7,282.78
Municipal Bond	0.86%	8/1/2025	6/13/2022		1,020,000.00	952,567.80	996,619.58	95.46	973,702.20	13.02	3.09%	3,630.63
Municipal Bond	0.91%	6/15/2026	3/16/2022		4,750,000.00	4,484,427.50	4,627,651.84	92.50	4,393,512.50	23.44	2.30%	1,803.02
Municipal Bond	1.52%	3/1/2027	3/23/2022		1,180,000.00	1,126,687.60	1,151,216.03	91.47	1,079,393.20	31.93	2.50%	5,936.65
Municipal Bond	2.70%	7/1/2024	6/10/2022		1,000,000.00	996,290.00	999,995.07	100.00	1,000,000.00	0.03	2.89%	13,444.89

**Detail of Investment Holdings**  
**June 30, 2024**

By Sector

Security Description	Coupon	Maturity Date	Settlement Date	Next Call Date	Par Value	Purchased Value	Adjusted Book Value	Market Price	Market Value	Life (mo)	Yield	Accrued Interest
Municipal Bond	0.63%	7/15/2024	6/15/2022		1,540,000.00	1,454,714.80	1,538,318.95	99.82	1,537,258.80	0.49	3.41%	4,474.98
Municipal Bond	2.04%	11/15/2028	3/11/2024		1,970,000.00	1,781,825.60	1,794,040.43	89.29	1,759,072.10	52.43	4.31%	5,016.11
Municipal Bond	3.50%	7/1/2027	5/19/2023		2,725,000.00	2,670,527.25	2,685,304.43	96.48	2,629,025.50	35.93	4.03%	47,409.02
Municipal Bond	2.13%	6/15/2025	3/16/2022		1,550,000.00	1,546,435.00	1,548,948.82	97.23	1,507,127.00	11.48	2.20%	1,373.69
Municipal Bond	2.28%	6/15/2026	3/16/2022		1,030,000.00	1,026,951.20	1,028,595.43	95.28	981,363.40	23.44	2.35%	977.21
Municipal Bond	3.40%	7/1/2025	3/1/2022		2,600,000.00	2,717,000.00	2,635,157.64	98.20	2,553,122.00	12.00	2.00%	43,993.23
Municipal Bond	1.71%	7/1/2027	5/23/2023		2,500,000.00	2,241,800.00	2,311,341.87	90.74	2,268,475.00	35.93	4.49%	21,194.10
Municipal Bond	1.71%	7/1/2027	5/25/2023		4,120,000.00	3,675,534.40	3,794,810.22	90.74	3,738,446.80	35.93	4.62%	34,927.87
Municipal Bond	1.71%	7/1/2027	8/8/2023		2,500,000.00	2,211,025.00	2,277,430.36	90.74	2,268,475.00	35.93	5.01%	21,194.10
Municipal Bond	1.26%	7/1/2025	3/8/2022		2,621,000.00	2,558,908.51	2,602,234.12	95.98	2,515,557.17	12.00	2.00%	16,394.50
Municipal Bond	1.26%	7/1/2025	3/8/2022		2,540,000.00	2,479,827.40	2,521,814.06	95.98	2,437,815.80	12.00	2.00%	15,887.84
Municipal Bond	5.00%	3/1/2026	6/9/2022		1,800,000.00	1,913,436.00	1,850,758.65	99.95	1,799,136.00	19.97	3.19%	29,750.00
Municipal Bond	4.00%	2/15/2026	5/31/2023		900,000.00	899,496.00	899,697.40	98.57	887,103.00	19.51	4.02%	13,500.00
Municipal Bond	2.01%	7/1/2024	6/17/2021		2,700,000.00	2,835,351.00	2,700,121.94	100.00	2,700,000.00	0.03	0.35%	26,984.25
Municipal Bond	0.85%	10/1/2025	3/18/2022		2,000,000.00	1,900,200.00	1,964,649.34	94.80	1,896,000.00	15.02	2.33%	4,212.67
Municipal Bond	1.03%	8/1/2025	2/25/2022		10,000,000.00	9,729,000.00	9,914,136.47	95.61	9,561,200.00	13.02	1.85%	42,754.72
Municipal Bond	1.03%	8/1/2025	6/16/2022		5,000,000.00	4,618,150.00	4,867,255.30	95.61	4,780,600.00	13.02	3.64%	21,377.36
Municipal Bond	3.74%	8/15/2027	6/27/2023		1,000,000.00	968,340.00	976,076.78	97.08	970,770.00	37.41	4.59%	14,040.00
Municipal Bond	2.22%	7/1/2025	2/18/2022		1,960,000.00	1,984,774.40	1,967,377.89	97.01	1,901,356.80	12.00	1.83%	21,596.15
Municipal Bond	2.32%	7/1/2026	2/18/2022		2,005,000.00	2,033,110.10	2,017,891.14	94.91	1,902,905.40	23.97	1.98%	23,088.91
Municipal Bond	3.20%	7/1/2026	3/18/2022		2,750,000.00	2,827,687.50	2,786,264.09	96.44	2,652,127.50	23.97	2.50%	43,755.56
Municipal Bond	1.76%	8/15/2026	6/13/2022		1,740,000.00	1,646,040.00	1,692,156.85	93.81	1,632,276.60	25.44	3.15%	11,503.58
Municipal Bond	1.53%	8/1/2027	6/27/2023		750,000.00	665,055.00	686,007.34	90.75	680,647.50	36.95	4.60%	4,761.79
Municipal Bond	1.93%	6/1/2026	6/13/2022		1,605,000.00	1,527,767.40	1,567,636.26	94.35	1,514,269.55	22.98	3.23%	2,495.33
Municipal Bond	3.58%	9/1/2028	3/12/2024		1,000,000.00	971,710.00	973,614.47	96.09	960,860.00	49.97	4.28%	11,833.89
Municipal Bond	1.80%	4/1/2027	6/23/2023		750,000.00	676,822.50	696,630.34	91.42	685,650.00	32.95	4.65%	3,341.21
Municipal Bond	1.80%	4/1/2027	8/8/2023		3,395,000.00	3,059,641.90	3,141,970.80	91.42	3,103,709.00	32.95	4.79%	15,124.54
Municipal Bond	1.10%	6/15/2026	2/18/2022		5,000,000.00	4,820,450.00	4,918,644.96	93.02	4,651,000.00	23.44	1.97%	2,295.83
Municipal Bond	0.00%	8/15/2025	6/14/2022		4,015,000.00	3,628,395.65	3,877,785.50	94.21	3,782,571.65	13.48	3.22%	-
Municipal Bond	2.25%	10/1/2026	6/10/2022		1,500,000.00	1,443,090.00	1,470,243.37	94.02	1,410,270.00	26.98	3.20%	8,347.46
Municipal Bond	1.47%	12/1/2028	3/11/2024		805,000.00	709,792.65	715,915.49	87.50	704,358.90	52.95	4.26%	951.96
Municipal Bond	3.68%	7/15/2027	8/8/2023		2,500,000.00	2,419,475.00	2,437,799.06	96.79	2,419,675.00	36.39	4.58%	42,166.67
Municipal Bond	3.83%	7/1/2024	3/28/2022		1,500,000.00	1,538,535.00	1,500,046.65	100.00	1,500,000.00	0.03	2.65%	28,572.87
Municipal Bond	3.67%	1/15/2026	3/30/2023		2,500,000.00	2,458,525.00	2,477,111.64	97.83	2,445,775.00	18.49	4.31%	42,052.08
Municipal Bond	2.64%	7/1/2026	3/8/2022		1,750,000.00	1,806,962.50	1,776,421.06	95.60	1,673,070.00	23.97	1.85%	22,962.97
Municipal Bond	1.25%	7/1/2027	6/27/2023		1,125,000.00	987,918.75	1,022,446.38	89.93	1,011,678.75	35.93	4.61%	6,992.19
Municipal Bond	0.79%	3/1/2025	6/29/2021		750,000.00	750,000.00	750,000.00	97.13	728,475.00	8.00	0.79%	1,958.54
Municipal Bond	4.25%	6/1/2028	6/29/2023		1,010,000.00	1,001,344.30	1,003,110.08	98.29	992,739.10	46.95	4.45%	3,457.85
Municipal Bond	3.16%	8/1/2024	8/16/2019		485,000.00	515,438.60	485,537.55	99.80	484,044.55	1.05	1.83%	6,343.26
Municipal Bond	2.45%	5/1/2027	6/27/2023	5/1/2026	5,000,000.00	4,622,950.00	4,722,046.47	93.36	4,667,950.00	33.93	4.61%	20,076.39
Municipal Bond	2.45%	5/1/2027	8/7/2023	5/1/2026	2,700,000.00	2,479,977.00	2,532,924.57	93.36	2,520,693.00	33.93	4.86%	10,841.25
Municipal Bond	3.17%	8/1/2026	2/24/2022		2,550,000.00	2,675,128.50	2,608,893.09	96.21	2,453,457.00	24.98	2.01%	33,456.71
Municipal Bond	3.25%	4/1/2026	3/23/2022		2,000,000.00	2,049,300.00	2,021,463.95	96.78	1,935,540.00	20.98	2.60%	16,069.44
Municipal Bond	3.48%	8/1/2026	3/25/2022		1,000,000.00	1,028,510.00	1,013,663.28	96.80	968,000.00	24.98	2.78%	14,403.33
Municipal Bond	2.99%	6/15/2025	2/24/2022		2,000,000.00	2,073,320.00	2,021,260.98	97.93	1,958,520.00	11.48	1.84%	2,488.33
Municipal Bond	2.00%	8/1/2027	6/27/2023		465,000.00	419,462.55	430,694.72	91.66	426,237.60	36.95	4.65%	3,845.32
Municipal Bond	2.07%	8/1/2025	3/25/2022		1,000,000.00	988,750.00	996,354.08	96.66	966,580.00	13.02	2.42%	8,563.36
Municipal Bond	3.45%	2/1/2029	3/11/2024		5,000,000.00	4,814,450.00	4,825,969.04	94.36	4,718,000.00	54.98	4.30%	71,395.83
Municipal Bond	3.67%	4/1/2026	6/13/2022		1,150,000.00	1,171,620.00	1,159,968.88	97.68	1,123,354.50	20.98	3.14%	10,436.86
Municipal Bond	2.21%	4/1/2027	6/27/2023		555,000.00	512,031.90	523,571.37	93.30	517,798.35	32.95	4.47%	3,033.68
Municipal Bond	2.64%	10/1/2024	6/17/2021		5,000,000.00	5,359,800.00	5,027,838.10	99.34	4,966,950.00	3.05	0.43%	32,583.89



**Detail of Investment Holdings**  
**June 30, 2024**

**By Sector**

Security Description	Coupon	Maturity Date	Settlement Date	Next Call Date	Par Value	Purchased Value	Adjusted Book Value	Market Price	Market Value	Life (mo)	Yield	Accrued Interest
Municipal Bond	5.47%	6/15/2027	6/27/2023		1,300,000.00	1,338,038.00	1,328,351.30	101.34	1,317,433.00	35.41	4.66%	2,964.00
Municipal Bond	0.88%	7/1/2024	6/17/2021		2,500,000.00	2,536,125.00	2,500,032.54	100.00	2,500,000.00	0.03	0.40%	10,926.46
Municipal Bond	1.42%	5/1/2027	6/27/2023		3,000,000.00	2,677,320.00	2,762,126.92	90.96	2,728,710.00	33.93	4.50%	6,971.83
Municipal Bond	2.18%	9/1/2024	6/17/2021		2,000,000.00	2,111,220.00	2,005,978.55	99.45	1,989,040.00	2.07	0.43%	14,405.61
Municipal Bond	0.00%	6/1/2026	3/24/2022		2,750,000.00	2,471,177.50	2,622,251.91	90.52	2,489,217.50	22.98	2.57%	-
Municipal Bond	0.99%	9/15/2025	6/10/2022		2,250,000.00	2,107,282.50	2,197,123.94	95.22	2,142,405.00	14.49	3.05%	6,523.13
Municipal Bond	2.28%	3/1/2026	2/17/2022		4,380,000.00	4,428,705.60	4,400,136.94	95.66	4,189,776.60	19.97	1.99%	32,938.21
Municipal Bond	1.46%	5/1/2027	6/27/2023		725,000.00	643,807.25	665,146.37	90.95	659,416.50	33.93	4.68%	1,739.52
Municipal Bond	2.40%	8/1/2026	2/17/2022		3,270,000.00	3,322,810.50	3,294,748.83	95.16	3,111,601.20	24.98	2.02%	32,454.93
Municipal Bond	1.10%	3/1/2027	2/24/2022		1,600,000.00	1,525,472.00	1,560,354.85	90.81	1,452,976.00	31.93	2.08%	5,828.36
Municipal Bond	1.46%	6/1/2027	6/30/2023		600,000.00	524,550.00	543,834.01	90.33	541,974.00	34.95	5.04%	706.15
Municipal Bond	3.18%	8/1/2026	3/23/2022		2,205,000.00	2,240,897.40	2,222,182.05	96.11	2,119,115.25	24.98	2.78%	28,984.97
Municipal Bond	2.35%	6/1/2026	6/10/2022		2,240,000.00	2,169,350.40	2,205,891.62	95.04	2,128,896.00	22.98	3.20%	4,238.64
Municipal Bond	1.24%	3/1/2027	6/27/2023		700,000.00	620,158.00	642,095.23	91.03	637,175.00	31.93	4.65%	2,859.97
Municipal Bond	5.00%	8/15/2025	2/18/2022		1,210,000.00	1,338,598.80	1,251,486.74	99.69	1,206,188.50	13.48	1.84%	22,687.50
Municipal Bond	0.71%	8/1/2024	6/13/2022		37,235,000.00	35,530,381.70	37,165,066.94	99.60	37,087,177.05	1.05	2.94%	109,881.52
Municipal Bond	3.04%	6/1/2025	6/22/2022		8,000,000.00	7,997,600.00	7,999,249.86	98.13	7,850,480.00	11.02	3.05%	19,591.11
Municipal Bond	3.15%	6/1/2026	6/22/2022		3,000,000.00	3,000,270.00	3,000,131.44	96.89	2,906,730.00	22.98	3.15%	7,612.50
Municipal Bond	3.05%	10/1/2028	3/11/2024		920,000.00	873,080.00	876,208.00	94.09	865,582.00	50.95	4.30%	6,941.60
Municipal Bond	1.19%	7/1/2026	6/14/2022		3,445,000.00	3,157,859.25	3,302,983.84	92.60	3,190,138.90	23.97	3.41%	20,298.23
Municipal Bond	1.36%	5/15/2027	8/7/2023		1,645,000.00	1,461,960.85	1,505,560.59	90.81	1,493,808.05	34.39	4.60%	2,786.22
Municipal Bond	6.07%	8/1/2025	6/13/2022		1,000,000.00	1,075,720.00	1,026,254.01	100.83	1,008,330.00	13.02	3.50%	25,123.06
Municipal Bond	4.00%	11/1/2028	3/11/2024		985,000.00	974,490.05	975,177.91	97.74	962,689.75	51.97	4.26%	6,457.22
Municipal Bond	4.20%	5/1/2026	5/25/2023		2,980,000.00	2,986,436.80	2,984,023.00	98.74	2,942,452.00	21.97	4.11%	20,512.33
Municipal Bond	4.63%	8/1/2027	8/1/2023		3,295,000.00	3,315,593.75	3,310,885.80	99.68	3,284,521.90	36.95	4.45%	63,074.08
Municipal Bond	1.51%	5/15/2028	5/18/2023		2,160,000.00	1,916,524.80	1,971,119.84	88.82	1,918,447.20	46.39	4.02%	4,063.50
Municipal Bond	1.41%	2/1/2027	6/27/2023		2,000,000.00	1,796,960.00	1,853,934.72	91.81	1,836,280.00	31.02	4.50%	11,688.22
Municipal Bond	1.32%	5/15/2027	5/18/2023		2,500,000.00	2,256,150.00	2,324,555.11	90.81	2,270,300.00	34.39	3.98%	4,112.50
Municipal Bond	3.00%	8/1/2025	3/1/2022		915,000.00	945,057.75	924,553.98	97.66	893,625.60	13.02	2.00%	11,361.25
Municipal Bond	0.00%	8/15/2025	6/13/2022		1,000,000.00	906,450.00	966,825.67	94.01	940,060.00	13.48	3.12%	-
Municipal Bond	1.25%	5/1/2028	3/19/2024		3,810,000.00	3,355,848.00	3,386,950.16	87.61	3,337,941.00	45.93	4.45%	7,811.45
Municipal Bond	5.40%	6/15/2027	8/8/2023		4,840,000.00	4,955,579.20	4,928,717.51	101.49	4,912,116.00	35.41	4.71%	10,890.00
<b>Total / Average</b>					<b>803,965,202.06</b>	<b>795,102,519.50</b>	<b>798,581,194.31</b>		<b>783,851,918.40</b>	<b>15.80</b>	<b>3.32%</b>	<b>4,311,246.27</b>

(1) **Weighted average life** - For purposes of calculating weighted average life bank, pool, and money market investments are assumed to mature the next business day

(2) **Weighted average yield to maturity**- The weighted average yield to maturity is based on adjusted book value, realized and unrealized gains/losses and investment advisory fees are not considered. The yield is for this month only.

**Detail of Investment Holdings**  
**June 30, 2024**

By Maturity

Security Description	Coupon	Maturity Date	Settlement Date	Next Call Date	Par Value	Purchased Value	Adjusted Book Value	Market Price	Market Value	Life (mo)	Yield	Accrued Interest
CAPITAL ONE Cash	0.00%	7/1/2024	4/30/2016	N/A	7,999,332.57	7,999,332.57	7,999,332.57	100.00	7,999,332.57	0.03	0.00%	
Prosperity Bank Cash	0.25%	7/1/2024	6/8/2020	N/A	911,414.19	911,414.19	911,414.19	100.00	911,414.19	0.03	0.25%	
Texas Daily LGIP	5.30%	7/1/2024	1/6/2009	N/A	35,563,529.50	35,563,529.50	35,563,529.50	100.00	35,563,529.50	0.03	5.31%	
Texas Daily LGIP	5.43%	7/1/2024	2/27/2023	N/A	30,163,118.30	30,163,118.30	30,163,118.30	100.00	30,163,118.30	0.03	5.46%	
TexasCLASS LGIP	5.43%	7/1/2024	5/1/2018	N/A	35,573,162.79	35,573,162.79	35,573,162.79	100.00	35,573,162.79	0.03	5.47%	
TexasCLASS LGIP	5.25%	7/1/2024	1/29/2020	N/A	41,227,957.33	41,227,957.33	41,227,957.33	100.00	41,227,957.33	0.03	5.26%	
TexasFITLGIP	5.44%	7/1/2024	1/7/2020	N/A	29,241,055.98	29,241,055.98	29,241,055.98	100.00	29,241,055.98	0.03	5.48%	
TexasFIT LGIP	5.23%	7/1/2024	1/30/2020	N/A	39,338,718.22	39,338,718.22	39,338,718.22	100.00	39,338,718.22	0.03	5.25%	
Municipal Bond	2.70%	7/1/2024	6/10/2022		1,000,000.00	996,290.00	999,995.07	100.00	1,000,000.00	0.03	3.41%	13,444.89
Municipal Bond	2.01%	7/1/2024	6/17/2021		2,700,000.00	2,835,351.00	2,700,121.94	100.00	2,700,000.00	0.03	2.30%	26,984.25
Municipal Bond	3.83%	7/1/2024	3/28/2022		1,500,000.00	1,538,535.00	1,500,046.65	100.00	1,500,000.00	0.03	1.95%	28,572.87
Municipal Bond	0.88%	7/1/2024	6/17/2021		2,500,000.00	2,536,125.00	2,500,032.54	100.00	2,500,000.00	0.03	2.01%	10,926.46
Municipal Bond	0.63%	7/15/2024	6/15/2022		1,540,000.00	1,454,714.80	1,538,318.95	99.82	1,537,258.80	0.49	4.61%	4,474.98
Compound CD	5.55%	7/31/2024	7/31/2023		16,783,365.37	16,783,365.37	16,783,365.37	100.00	16,783,365.37	1.02	4.50%	854,917.04
Municipal Bond	3.16%	8/1/2024	8/16/2019		485,000.00	515,438.60	485,537.55	99.80	484,044.55	1.05	4.68%	6,343.26
Municipal Bond	0.71%	8/1/2024	6/13/2022		37,235,000.00	35,530,381.70	37,165,066.94	99.60	37,087,177.05	1.05	4.60%	109,881.52
FAMC 0.9 8/20/2024	0.90%	8/20/2024	3/20/2020		43,000,000.00	43,000,000.00	43,000,000.00	99.36	42,726,928.50	1.67	4.89%	139,750.00
Municipal Bond	2.18%	9/1/2024	6/17/2021		2,000,000.00	2,111,220.00	2,005,978.55	99.45	1,989,040.00	2.07	4.26%	14,405.61
FHLB 0.851 9/13/2024	0.85%	9/13/2024	3/13/2020		16,000,000.00	16,000,000.00	16,000,000.00	99.02	15,843,076.16	2.46	4.26%	40,469.78
TVA 2.875 9/15/2024	2.88%	9/15/2024	3/12/2020		3,080,000.00	3,352,826.40	3,092,747.35	99.46	3,063,470.01	2.52	4.30%	25,827.08
Municipal Bond	2.64%	10/1/2024	6/17/2021		5,000,000.00	5,359,800.00	5,027,838.10	99.34	4,966,950.00	3.05	5.36%	32,583.89
Municipal Bond	0.79%	3/1/2025	6/29/2021		750,000.00	750,000.00	750,000.00	97.13	728,475.00	8.00	5.55%	1,958.54
FHLB 4.625 3/14/2025	4.63%	3/14/2025	3/23/2023		5,000,000.00	5,024,122.80	5,008,586.65	99.58	4,978,853.85	8.43	3.05%	68,090.28
FHLMC 0.74 4/28/2025-21	0.74%	4/28/2025	5/28/2020	8/28/2024	23,000,000.00	23,000,000.00	23,000,000.00	96.22	22,130,622.54	9.90	1.85%	15,128.89
Municipal Bond	0.65%	6/1/2025	6/24/2021		2,330,000.00	2,330,000.00	2,330,000.00	95.90	2,234,446.70	11.02	2.33%	1,220.01
Municipal Bond	3.04%	6/1/2025	6/22/2022		8,000,000.00	7,997,600.00	7,999,249.86	98.13	7,850,480.00	11.02	5.10%	19,591.11
Municipal Bond	2.75%	6/15/2025	4/20/2022		5,000,000.00	5,028,500.00	5,008,658.85	97.75	4,887,500.00	11.48	3.23%	5,729.17
Municipal Bond	2.75%	6/15/2025	4/20/2022		2,000,000.00	2,011,400.00	2,003,463.54	97.75	1,955,000.00	11.48	2.57%	2,291.67
Municipal Bond	2.13%	6/15/2025	3/16/2022		1,550,000.00	1,546,435.00	1,548,948.82	97.23	1,507,127.00	11.48	3.20%	1,373.69
Municipal Bond	2.99%	6/15/2025	2/24/2022		2,000,000.00	2,073,320.00	2,021,260.98	97.93	1,958,520.00	11.48	3.15%	2,488.33
Municipal Bond	3.40%	7/1/2025	3/1/2022		2,600,000.00	2,717,000.00	2,635,157.64	98.20	2,553,122.00	12.00	2.78%	43,993.23
Municipal Bond	1.26%	7/1/2025	3/8/2022		2,621,000.00	2,558,908.51	2,602,234.12	95.98	2,515,557.17	12.00	2.02%	16,394.50
Municipal Bond	1.26%	7/1/2025	3/8/2022		2,540,000.00	2,479,827.40	2,521,814.06	95.98	2,437,815.80	12.00	2.78%	15,887.84
Municipal Bond	2.22%	7/1/2025	2/18/2022		1,960,000.00	1,984,774.40	1,967,377.89	97.01	1,901,356.80	12.00	4.70%	21,596.15
Municipal Bond	0.86%	8/1/2025	6/13/2022		1,020,000.00	952,567.80	996,619.58	95.46	973,702.20	13.02	3.98%	3,630.63
Municipal Bond	1.03%	8/1/2025	2/25/2022		10,000,000.00	9,729,000.00	9,914,136.47	95.61	9,561,200.00	13.02	4.96%	42,754.72
Municipal Bond	1.03%	8/1/2025	6/16/2022		5,000,000.00	4,618,150.00	4,867,255.30	95.61	4,780,600.00	13.02	4.24%	21,377.36
Municipal Bond	2.07%	8/1/2025	3/25/2022		1,000,000.00	988,750.00	996,354.08	96.66	966,580.00	13.02	5.04%	8,563.36
Municipal Bond	6.07%	8/1/2025	6/13/2022		1,000,000.00	1,075,720.00	1,026,254.01	100.83	1,008,330.00	13.02	4.66%	25,123.06
Municipal Bond	3.00%	8/1/2025	3/1/2022		915,000.00	945,057.75	924,553.98	97.66	893,625.60	13.02	4.71%	11,361.25
Municipal Bond	0.00%	8/15/2025	6/14/2022		4,015,000.00	3,628,395.65	3,877,785.50	94.21	3,782,571.65	13.48	4.90%	-
Municipal Bond	5.00%	8/15/2025	2/18/2022		1,210,000.00	1,338,598.80	1,251,486.74	99.69	1,206,188.50	13.48	4.59%	22,687.50
Municipal Bond	0.00%	8/15/2025	6/13/2022		1,000,000.00	906,450.00	966,825.67	94.01	940,060.00	13.48	4.45%	-
FNMA 0.375 8/25/2025	0.38%	8/25/2025	3/19/2021		45,000,000.00	44,188,020.00	44,788,985.45	94.81	42,664,643.10	13.80	4.28%	58,593.75
Municipal Bond	0.99%	9/15/2025	6/10/2022		2,250,000.00	2,107,282.50	2,197,123.94	95.22	2,142,405.00	14.49	4.21%	6,523.13
FHLMC 0.375 9/23/2025	0.38%	9/23/2025	3/23/2023		10,000,000.00	9,115,380.60	9,564,941.28	94.51	9,451,190.10	14.75	4.27%	10,104.17
Municipal Bond	0.85%	10/1/2025	3/18/2022		2,000,000.00	1,900,200.00	1,964,649.34	94.80	1,896,000.00	15.02	2.65%	4,212.67
Compound CD	5.10%	10/10/2025	10/10/2023		5,215,547.81	5,215,547.81	5,215,547.81	100.00	5,215,547.81	15.31	2.02%	192,389.41
Municipal Bond	3.67%	1/15/2026	3/30/2023		2,500,000.00	2,458,525.00	2,477,111.64	97.83	2,445,775.00	18.49	5.31%	42,052.08

**Detail of Investment Holdings**  
**June 30, 2024**

By Maturity

Security Description	Coupon	Maturity Date	Settlement Date	Next Call Date	Par Value	Purchased Value	Adjusted Book Value	Market Price	Market Value	Life (mo)	Yield	Accrued Interest
Municipal Bond	4.00%	2/15/2026	5/31/2023		900,000.00	899,496.00	899,697.40	98.57	887,103.00	19.51	0.40%	13,500.00
Treasury Note	0.50%	2/28/2026	3/23/2021		30,000,000.00	29,479,687.50	29,824,542.43	93.12	27,936,328.20	19.93	3.41%	49,728.26
Municipal Bond	5.00%	3/1/2026	6/9/2022		1,800,000.00	1,913,436.00	1,850,758.65	99.95	1,799,136.00	19.97	1.83%	29,750.00
Municipal Bond	2.28%	3/1/2026	2/17/2022		4,380,000.00	4,428,705.60	4,400,136.94	95.66	4,189,776.60	19.97	2.94%	32,938.21
Municipal Bond	3.25%	4/1/2026	3/23/2022		2,000,000.00	2,049,300.00	2,021,463.95	96.78	1,935,540.00	20.98	2.00%	16,069.44
Municipal Bond	3.67%	4/1/2026	6/13/2022		1,150,000.00	1,171,620.00	1,159,968.88	97.68	1,123,354.50	20.98	2.00%	10,436.86
Municipal Bond	4.20%	5/1/2026	5/25/2023		2,980,000.00	2,986,436.80	2,984,023.00	98.74	2,942,452.00	21.97	3.64%	20,512.33
FFCB 4 5/26/2026	4.00%	5/26/2026	5/26/2023		5,000,000.00	5,000,000.00	5,000,000.00	98.50	4,924,840.70	22.79	4.14%	18,888.89
Municipal Bond	1.93%	6/1/2026	6/13/2022		1,605,000.00	1,527,767.40	1,567,636.26	94.35	1,514,269.35	22.98	4.31%	2,495.33
Municipal Bond	0.00%	6/1/2026	3/24/2022		2,750,000.00	2,471,177.50	2,622,251.91	90.52	2,489,217.50	22.98	4.02%	-
Municipal Bond	2.35%	6/1/2026	6/10/2022		2,240,000.00	2,169,350.40	2,205,891.62	95.04	2,128,896.00	22.98	0.86%	4,238.64
Municipal Bond	3.15%	6/1/2026	6/22/2022		3,000,000.00	3,000,270.00	3,000,131.44	96.89	2,906,730.00	22.98	3.19%	7,612.50
Municipal Bond	5.00%	6/15/2026	3/16/2022		1,250,000.00	1,385,775.00	1,312,550.98	100.17	1,252,125.00	23.44	2.30%	2,604.17
Municipal Bond	0.91%	6/15/2026	3/16/2022		4,750,000.00	4,484,427.50	4,627,651.84	92.50	4,393,512.50	23.44	2.30%	1,803.02
Municipal Bond	2.28%	6/15/2026	3/16/2022		1,030,000.00	1,026,951.20	1,028,595.43	95.28	981,363.40	23.44	2.35%	977.21
Municipal Bond	1.10%	6/15/2026	2/18/2022		5,000,000.00	4,820,450.00	4,918,644.96	93.02	4,651,000.00	23.44	1.97%	2,295.83
Municipal Bond	2.32%	7/1/2026	2/18/2022		2,005,000.00	2,033,110.10	2,017,891.14	94.91	1,902,905.40	23.97	3.15%	23,088.91
Municipal Bond	3.20%	7/1/2026	3/18/2022		2,750,000.00	2,827,687.50	2,786,264.09	96.44	2,652,127.50	23.97	0.98%	43,755.56
Municipal Bond	2.64%	7/1/2026	3/8/2022		1,750,000.00	1,806,962.50	1,776,421.06	95.60	1,673,070.00	23.97	3.20%	22,962.97
Municipal Bond	1.19%	7/1/2026	6/14/2022		3,445,000.00	3,157,859.25	3,302,983.84	92.60	3,190,138.90	23.97	4.50%	20,298.23
Municipal Bond	2.85%	8/1/2026	3/16/2022		1,675,000.00	1,712,888.50	1,693,055.68	96.18	1,610,964.75	24.98	4.80%	19,737.22
Municipal Bond	1.22%	8/1/2026	4/24/2024		12,182,962.00	11,989,317.89	12,004,968.26	92.40	11,257,056.89	24.98	4.03%	61,315.49
Municipal Bond	1.22%	8/1/2026	4/24/2024		1,447,038.00	1,424,037.81	1,425,896.69	92.71	1,341,491.05	24.98	4.49%	7,282.78
Municipal Bond	3.17%	8/1/2026	2/24/2022		2,550,000.00	2,675,128.50	2,608,893.09	96.21	2,453,457.00	24.98	4.62%	33,456.71
Municipal Bond	3.48%	8/1/2026	3/25/2022		1,000,000.00	1,028,510.00	1,013,663.28	96.80	968,000.00	24.98	5.01%	14,403.33
Municipal Bond	2.40%	8/1/2026	2/17/2022		3,270,000.00	3,322,810.50	3,294,748.83	95.16	3,111,601.20	24.98	4.61%	32,454.93
Municipal Bond	3.18%	8/1/2026	3/23/2022		2,205,000.00	2,240,897.40	2,222,182.05	96.11	2,119,115.25	24.98	4.58%	28,984.97
FAMC 4.65 8/7/2026	4.65%	8/7/2026	8/7/2023		10,000,000.00	9,986,354.80	9,990,438.40	99.73	9,973,459.90	25.18	4.30%	184,708.33
Municipal Bond	1.76%	8/15/2026	6/13/2022		1,740,000.00	1,646,040.00	1,692,156.85	93.81	1,632,276.60	25.44	4.02%	11,503.58
FNMA 1.875 9/24/2026	1.88%	9/24/2026	3/23/2021		30,000,000.00	31,438,232.90	30,583,589.28	94.04	28,212,999.90	26.75	4.28%	150,000.00
Municipal Bond	2.25%	10/1/2026	6/10/2022		1,500,000.00	1,443,090.00	1,470,243.37	94.02	1,410,270.00	26.98	2.71%	8,347.46
Municipal Bond	1.41%	2/1/2027	6/27/2023		2,000,000.00	1,796,960.00	1,853,934.72	91.81	1,836,280.00	31.02	0.35%	11,688.22
Municipal Bond	1.52%	3/1/2027	3/23/2022		1,180,000.00	1,126,687.60	1,151,216.03	91.47	1,079,393.20	31.93	0.90%	5,936.65
Municipal Bond	1.10%	3/1/2027	2/24/2022		1,600,000.00	1,525,472.00	1,560,354.85	90.81	1,452,976.00	31.93	0.43%	5,828.36
Municipal Bond	1.24%	3/1/2027	6/27/2023		700,000.00	620,158.00	642,095.23	91.03	637,175.00	31.93	0.85%	2,859.97
Municipal Bond	1.80%	4/1/2027	6/23/2023		750,000.00	676,822.50	696,630.34	91.42	685,650.00	32.95	2.00%	3,341.21
Municipal Bond	1.80%	4/1/2027	8/8/2023		3,395,000.00	3,059,641.90	3,141,970.80	91.42	3,103,709.00	32.95	1.83%	15,124.54
Municipal Bond	2.21%	4/1/2027	6/27/2023		555,000.00	512,031.90	523,571.37	93.30	517,798.35	32.95	3.09%	3,033.68
Municipal Bond	2.45%	5/1/2027	6/27/2023	5/1/2026	5,000,000.00	4,622,950.00	4,722,046.47	93.36	4,667,950.00	33.93	2.42%	20,076.39
Municipal Bond	2.45%	5/1/2027	8/7/2023	5/1/2026	2,700,000.00	2,479,977.00	2,532,924.57	93.36	2,520,693.00	33.93	3.50%	10,841.25
Municipal Bond	1.42%	5/1/2027	6/27/2023		3,000,000.00	2,677,320.00	2,762,126.92	90.96	2,728,710.00	33.93	2.00%	6,971.83
Municipal Bond	1.46%	5/1/2027	6/27/2023		725,000.00	643,807.25	665,146.37	90.95	659,416.50	33.93	3.22%	1,739.52
Municipal Bond	1.36%	5/15/2027	8/7/2023		1,645,000.00	1,461,960.85	1,505,560.59	90.81	1,493,808.05	34.39	3.12%	2,786.22
Municipal Bond	1.32%	5/15/2027	5/18/2023		2,500,000.00	2,256,150.00	2,324,555.11	90.81	2,270,300.00	34.39	0.79%	4,112.50
Municipal Bond	7.00%	6/1/2027	6/27/2023		1,100,000.00	1,179,343.00	1,158,940.51	105.58	1,161,424.00	34.95	1.99%	6,202.78
Municipal Bond	5.75%	6/1/2027	5/23/2023		900,000.00	949,860.00	936,156.98	101.17	910,557.00	34.95	2.60%	4,168.75
Municipal Bond	1.46%	6/1/2027	6/30/2023		600,000.00	524,550.00	543,834.01	90.33	541,974.00	34.95	3.14%	706.15
Municipal Bond	5.47%	6/15/2027	6/27/2023		1,300,000.00	1,338,038.00	1,328,351.30	101.34	1,317,433.00	35.41	1.98%	2,964.00
Municipal Bond	5.40%	6/15/2027	8/8/2023		4,840,000.00	4,955,579.20	4,928,717.51	101.49	4,912,116.00	35.41	2.50%	10,890.00

**Detail of Investment Holdings**  
**June 30, 2024**

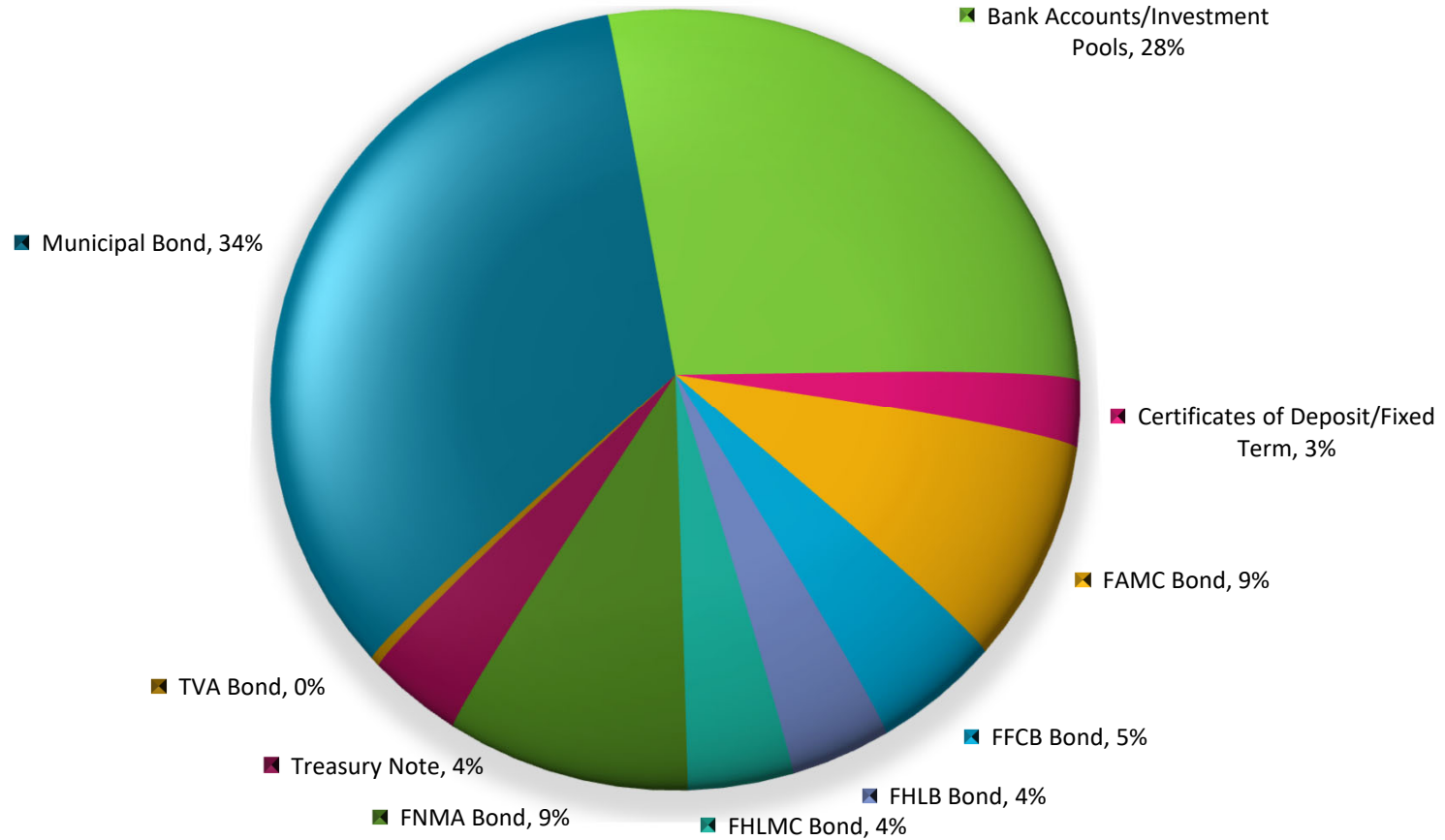
By Maturity

Security Description	Coupon	Maturity Date	Settlement Date	Next Call Date	Par Value	Purchased Value	Adjusted Book Value	Market Price	Market Value	Life (mo)	Yield	Accrued Interest
Municipal Bond	3.50%	7/1/2027	5/19/2023		2,725,000.00	2,670,527.25	2,685,304.43	96.48	2,629,025.50	35.93	2.50%	47,409.02
FAMC 3.34 7/1/2027	3.34%	7/1/2027	9/20/2023		3,215,000.00	3,054,307.64	3,087,377.66	96.51	3,102,921.79	35.93	2.08%	53,392.22
Municipal Bond	1.71%	7/1/2027	5/23/2023		2,500,000.00	2,241,800.00	2,311,341.87	90.74	2,268,475.00	35.93	4.65%	21,194.10
Municipal Bond	1.71%	7/1/2027	5/25/2023		4,120,000.00	3,675,534.40	3,794,810.22	90.74	3,738,446.80	35.93	4.65%	34,927.87
Municipal Bond	1.71%	7/1/2027	8/8/2023		2,500,000.00	2,211,025.00	2,277,430.36	90.74	2,268,475.00	35.93	4.79%	21,194.10
Municipal Bond	1.25%	7/1/2027	6/27/2023		1,125,000.00	987,918.75	1,022,446.38	89.93	1,011,678.75	35.93	4.47%	6,992.19
Municipal Bond	3.68%	7/15/2027	8/8/2023		2,500,000.00	2,419,475.00	2,437,799.06	96.79	2,419,675.00	36.39	4.86%	42,166.67
Municipal Bond	1.10%	8/1/2027	8/8/2023		1,850,000.00	1,624,744.00	1,675,403.36	89.91	1,663,261.00	36.95	4.47%	8,430.30
Municipal Bond	1.11%	8/1/2027	6/27/2023		780,000.00	679,497.00	704,286.84	89.43	697,530.60	36.95	4.60%	3,593.13
Municipal Bond	1.53%	8/1/2027	6/27/2023		750,000.00	665,055.00	686,007.34	90.75	680,647.50	36.95	4.60%	4,761.79
Municipal Bond	2.00%	8/1/2027	6/27/2023		465,000.00	419,462.55	430,694.72	91.66	426,237.60	36.95	4.65%	3,845.32
Municipal Bond	4.63%	8/1/2027	8/1/2023		3,295,000.00	3,315,593.75	3,310,885.80	99.68	3,284,521.90	36.95	4.45%	63,074.08
Municipal Bond	4.90%	8/15/2027	12/7/2023		300,000.00	300,000.00	300,000.00	100.90	302,712.00	37.41	5.14%	5,509.12
Municipal Bond	3.74%	8/15/2027	6/27/2023		1,000,000.00	968,340.00	976,076.78	97.08	970,770.00	37.41	4.45%	14,040.00
Municipal Bond	1.25%	5/1/2028	3/19/2024		3,810,000.00	3,355,848.00	3,386,950.16	87.61	3,337,941.00	45.93	1.84%	7,811.45
Municipal Bond	1.51%	5/15/2028	5/18/2023		2,160,000.00	1,916,524.80	1,971,119.84	88.82	1,918,447.20	46.39	3.05%	4,063.50
Municipal Bond	5.30%	6/1/2028	11/16/2023	6/1/2026	1,000,000.00	1,006,270.00	1,005,412.08	101.12	1,011,160.00	46.95	4.12%	4,269.44
Municipal Bond	4.25%	6/1/2028	6/29/2023		1,010,000.00	1,001,344.30	1,003,110.08	98.29	992,739.10	46.95	4.00%	3,457.85
Municipal Bond	1.61%	6/15/2028	2/26/2024		3,000,000.00	2,666,490.00	2,693,026.44	89.35	2,680,560.00	47.41	1.85%	2,017.50
Municipal Bond	4.89%	8/15/2028	12/7/2023		300,000.00	300,000.00	300,000.00	101.31	303,939.00	49.41	4.48%	5,497.88
Municipal Bond	3.58%	9/1/2028	3/12/2024		1,000,000.00	971,710.00	973,614.47	96.09	960,860.00	49.97	4.31%	11,833.89
Municipal Bond	3.05%	10/1/2028	3/11/2024		920,000.00	873,080.00	876,208.00	94.09	865,582.00	50.95	0.38%	6,941.60
Municipal Bond	4.00%	11/1/2028	3/11/2024		985,000.00	974,490.05	975,177.91	97.74	962,689.75	51.97	0.50%	6,457.22
Municipal Bond	2.04%	11/15/2028	3/11/2024		1,970,000.00	1,781,825.60	1,794,040.43	89.29	1,759,072.10	52.43	3.45%	5,016.11
Municipal Bond	1.47%	12/1/2028	3/11/2024		805,000.00	709,792.65	715,915.49	87.50	704,358.90	52.95	2.89%	951.96
Municipal Bond	3.45%	2/1/2029	3/11/2024		5,000,000.00	4,814,450.00	4,825,969.04	94.36	4,718,000.00	54.98	2.65%	71,395.83
Municipal Bond	5.10%	3/1/2029	3/11/2024		7,500,000.00	7,797,225.00	7,779,057.61	101.20	7,590,150.00	55.90	0.87%	126,437.50
FHLB 4.5 3/9/2029	4.50%	3/9/2029	3/26/2024		10,000,000.00	10,101,500.30	10,096,113.88	100.48	10,047,801.30	56.16	1.84%	138,750.00
FAMC 4.15 3/12/2029	4.15%	3/12/2029	3/26/2024		10,000,000.00	9,940,871.50	9,944,004.14	99.09	9,909,070.50	56.26	0.43%	124,500.00
FAMC 4.15 3/12/2029	4.15%	3/12/2029	3/27/2024		6,217,000.00	6,176,713.84	6,178,827.14	99.09	6,160,469.13	56.26	0.79%	77,401.65
FFCB 4.125 3/12/2029	4.13%	3/12/2029	3/12/2024		5,000,000.00	4,997,831.15	4,997,961.80	99.02	4,951,192.15	56.26	4.36%	61,875.00
FFCB 4.125 3/12/2029	4.13%	3/12/2029	3/26/2024		5,000,000.00	4,968,600.00	4,970,263.58	99.02	4,951,192.15	56.26	0.74%	61,875.00
FFCB 4.125 3/12/2029	4.13%	3/12/2029	3/26/2024		5,000,000.00	4,967,800.00	4,969,505.96	99.02	4,951,192.15	56.26	0.65%	61,875.00
FFCB 4.125 3/20/2029	4.13%	3/20/2029	3/20/2024		5,000,000.00	4,978,120.50	4,979,342.68	98.91	4,945,571.55	56.52	2.56%	57,291.67
FFCB 4.125 3/20/2029	4.13%	3/20/2029	3/20/2024		5,000,000.00	4,978,550.00	4,979,748.19	98.91	4,945,571.55	56.52	2.56%	57,291.67
FFCB 4.125 3/20/2029	4.13%	3/20/2029	3/26/2024		10,000,000.00	9,933,242.95	9,936,764.20	98.91	9,891,143.10	56.52	2.20%	114,583.33
<b>Total / Average</b>					<b>803,965,202.06</b>	<b>795,102,519.50</b>	<b>798,581,194.31</b>		<b>783,851,918.40</b>	<b>15.80</b>	<b>3.32%</b>	<b>4,311,246.27</b>

(1) **Weighted average life** - For purposes of calculating weighted average life bank, pool, and money market investments are assumed to mature the next business day.

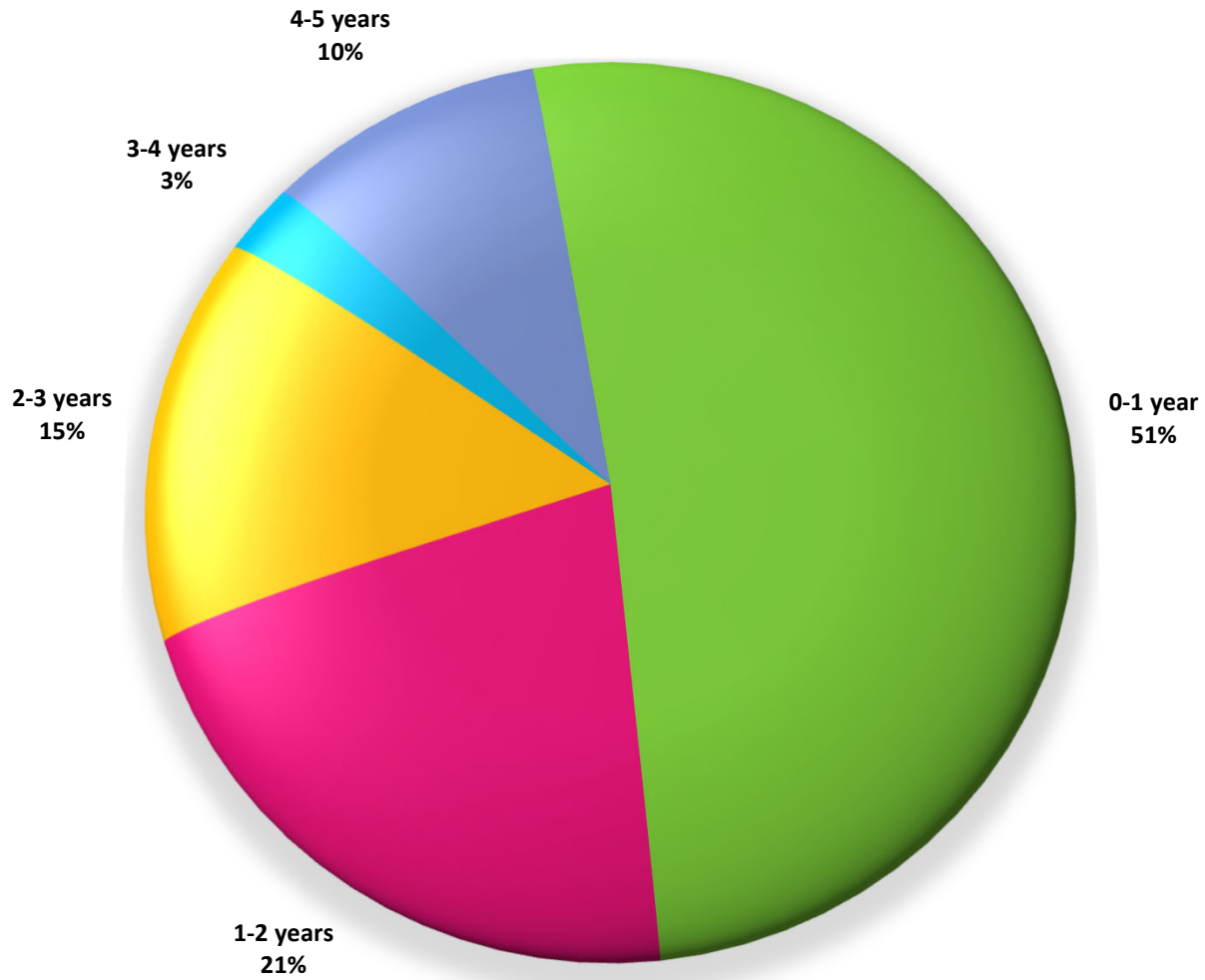
(2) **Weighted average yield to maturity** - The weighted average yield to maturity is based on adjusted book value, realized and unrealized gains/losses and investment advisory fees are not considered. The yield is for this month only.

# Portfolio Composition 6/30/24

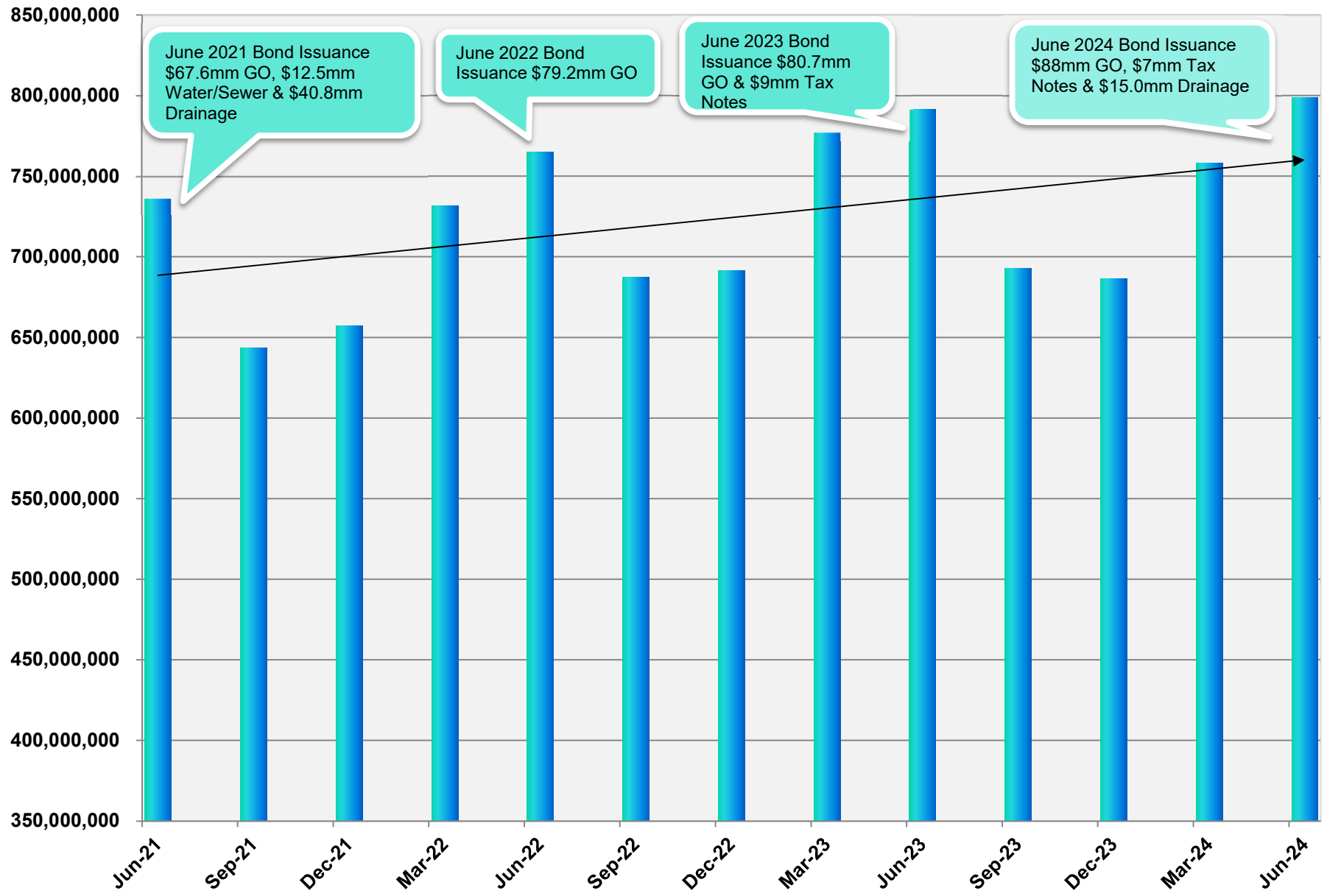


\*US Backed Agency Bonds Total 31%

# Portfolio Maturities 6/30/24



# Quarter End Book Value



## Adjusted Book Value Comparison

Investment Description	Maturity Date	March 31, 2024				June 30, 2024			
		Par Value		Adjusted Book Value	Purchase/Adjustment	(Maturity/Call/Sale/Adjustment)	Par Value		Adjusted Book Value
		Beginning	Face Amount/Shares	Beginning BV			Ending	Face Amount/Shares	Ending BV
Security Type	Maturity Date	Beginning	Face Amount/Shares	Beginning BV			Ending	Face Amount/Shares	Ending BV
Cash	0.00% 7/1/2024	11,749,478.60	11,749,478.60	-	(3,750,146.03)	7,999,332.57	7,999,332.57		
Cash	0.25% 7/1/2024	390,622.31	390,622.31	520,791.88	-	911,414.19	911,414.19		
Compound CD	5.10% 10/10/2025	5,215,547.81	5,215,547.81	-	-	5,215,547.81	5,215,547.81		
Compound CD	5.55% 7/31/2024	16,783,365.37	16,783,365.37	-	-	16,783,365.37	16,783,365.37		
Local Government Investment Pool	5.30% 7/1/2024	20,768,763.85	20,768,763.85	14,794,765.65	-	35,563,529.50	35,563,529.50		
Local Government Investment Pool	5.43% 7/1/2024	19,576,099.85	19,576,099.85	10,587,018.45	-	30,163,118.30	30,163,118.30		
Local Government Investment Pool	0.00% 7/1/2024	7,000,000.00	7,000,000.00	-	(7,000,000.00)	-	-		
Local Government Investment Pool	5.43% 7/1/2024	18,741,113.94	18,741,113.94	16,832,048.85	-	35,573,162.79	35,573,162.79		
Local Government Investment Pool	5.25% 7/1/2024	22,032,642.08	22,032,642.08	19,195,315.25	-	41,227,957.33	41,227,957.33		
Local Government Investment Pool	5.44% 7/1/2024	18,494,732.29	18,494,732.29	10,746,323.69	-	29,241,055.98	29,241,055.98		
Local Government Investment Pool	5.23% 7/1/2024	21,634,642.36	21,634,642.36	17,704,075.86	-	39,338,718.22	39,338,718.22		
Local Government Investment Pool	0.00% 7/1/2024	10,000,000.00	10,000,000.00	-	(10,000,000.00)	-	-		
FAMC Bond	0.90% 8/20/2024	43,000,000.00	43,000,000.00	-	-	43,000,000.00	43,000,000.00		
FAMC Bond	4.80% 7/1/2027	3,215,000.00	3,076,781.28	10,596.38	-	3,215,000.00	3,087,377.66		
FAMC Bond	4.28% 3/12/2029	10,000,000.00	9,941,034.66	2,969.48	-	10,000,000.00	9,944,004.14		
FAMC Bond	4.30% 3/12/2029	6,217,000.00	6,176,802.82	2,024.32	-	6,217,000.00	6,178,827.14		
FAMC Bond	4.70% 8/7/2026	10,000,000.00	9,989,305.45	1,132.95	-	10,000,000.00	9,990,438.40		
FFCB Bond	4.00% 5/26/2026	5,000,000.00	5,000,000.00	-	-	5,000,000.00	5,000,000.00		
FFCB Bond	4.14% 3/12/2029	5,000,000.00	4,997,853.72	108.08	-	5,000,000.00	4,997,961.80		
FFCB Bond	4.27% 3/12/2029	5,000,000.00	4,967,888.85	1,617.11	-	5,000,000.00	4,969,505.96		
FFCB Bond	4.27% 3/12/2029	5,000,000.00	4,968,686.64	1,576.94	-	5,000,000.00	4,970,263.58		
FFCB Bond	4.22% 3/20/2029	5,000,000.00	4,978,679.22	1,068.97	-	5,000,000.00	4,979,748.19		
FFCB Bond	4.22% 3/20/2029	5,000,000.00	4,978,252.30	1,090.38	-	5,000,000.00	4,979,342.68		
FFCB Bond	4.28% 3/20/2029	10,000,000.00	9,933,426.35	3,337.85	-	10,000,000.00	9,936,764.20		
FHLB Bond	0.85% 9/13/2024	16,000,000.00	16,000,000.00	-	-	16,000,000.00	16,000,000.00		
FHLB Bond	4.27% 3/9/2029	10,000,000.00	10,101,219.76	-	(5,105.88)	10,000,000.00	10,096,113.88		
FHLB Bond	4.36% 3/14/2025	5,000,000.00	5,011,627.06	-	(3,040.41)	5,000,000.00	5,008,586.65		
FHLMC Bond	4.14% 9/23/2025	10,000,000.00	9,476,962.74	87,978.54	-	10,000,000.00	9,564,941.28		
FHLMC Bond	0.74% 4/28/2025	23,000,000.00	23,000,000.00	-	-	23,000,000.00	23,000,000.00		
FNMA Bond	0.79% 8/25/2025	45,000,000.00	44,743,374.22	45,611.23	-	45,000,000.00	44,788,985.45		
FNMA Bond	0.98% 9/24/2026	30,000,000.00	30,648,670.93	-	(65,081.65)	30,000,000.00	30,583,589.28		
TVA Bond	0.87% 9/15/2024	3,080,000.00	3,107,812.40	-	(15,065.05)	3,080,000.00	3,092,747.35		
Treasury Note	0.86% 2/28/2026	30,000,000.00	29,798,281.51	26,260.92	-	30,000,000.00	29,824,542.43		
Municipal Bond	5.14% 6/1/2028	1,000,000.00	1,005,756.00	-	(343.92)	1,000,000.00	1,005,412.08		
Municipal Bond	0.65% 6/1/2025	2,330,000.00	2,330,000.00	-	-	2,330,000.00	2,330,000.00		
Municipal Bond	4.47% 8/1/2027	1,850,000.00	1,661,305.50	14,097.86	-	1,850,000.00	1,675,403.36		
Municipal Bond	4.96% 6/1/2027	1,100,000.00	1,163,972.02	-	(5,031.51)	1,100,000.00	1,158,940.51		
Municipal Bond	2.30% 8/1/2026	1,675,000.00	1,695,211.94	-	(2,156.26)	1,675,000.00	1,693,055.68		
Municipal Bond	4.24% 6/1/2027	900,000.00	939,243.55	-	(3,086.57)	900,000.00	936,156.98		
Municipal Bond	4.48% 6/15/2028	3,000,000.00	2,673,707.91	19,318.53	-	3,000,000.00	2,693,026.44		
Municipal Bond	2.30% 6/15/2026	1,250,000.00	1,320,512.02	-	(7,961.04)	1,250,000.00	1,312,550.98		
Municipal Bond	4.21% 3/1/2029	7,500,000.00	7,793,951.60	-	(14,893.99)	7,500,000.00	7,779,057.61		
Municipal Bond	4.60% 8/1/2027	780,000.00	698,173.36	6,113.48	-	780,000.00	704,286.84		
Municipal Bond	2.56% 6/15/2025	2,000,000.00	2,004,364.06	-	(900.52)	2,000,000.00	2,003,463.54		
Municipal Bond	2.56% 6/15/2025	5,000,000.00	5,010,910.16	-	(2,251.31)	5,000,000.00	5,008,658.85		
Municipal Bond	4.89% 8/15/2028	300,000.00	300,000.00	-	-	300,000.00	300,000.00		
Municipal Bond	4.90% 8/15/2027	300,000.00	300,000.00	-	-	300,000.00	300,000.00		
Municipal Bond	1.94% 8/1/2026	-	-	12,004,968.26	-	12,182,962.00	12,004,968.26		
Municipal Bond	1.94% 8/1/2026	-	-	1,425,896.69	-	1,447,038.00	1,425,896.69		
Municipal Bond	0.00% 8/1/2026	13,630,000.00	13,407,083.73	-	(13,407,083.73)	-	-		



## Adjusted Book Value Comparison

Investment Description	Maturity Date	March 31, 2024			June 30, 2024			
		Par Value	Adjusted Book Value	Purchase/Adjustment	(Maturity/Call/Sale/Adjustment)	Par Value	Adjusted Book Value	
Municipal Bond	3.09%	8/1/2025	1,020,000.00	991,260.34	5,359.24	-	1,020,000.00	996,619.58
Municipal Bond	2.30%	6/15/2026	4,750,000.00	4,612,080.26	15,571.58	-	4,750,000.00	4,627,651.84
Municipal Bond	2.50%	3/1/2027	1,180,000.00	1,148,526.77	2,689.26	-	1,180,000.00	1,151,216.03
Municipal Bond	2.89%	7/1/2024	1,000,000.00	999,546.12	448.95	-	1,000,000.00	999,995.07
Municipal Bond	3.41%	7/15/2024	1,540,000.00	1,528,120.59	10,198.36	-	1,540,000.00	1,538,318.95
Municipal Bond	4.31%	11/15/2028	1,970,000.00	1,784,026.47	10,013.96	-	1,970,000.00	1,794,040.43
Municipal Bond	4.03%	7/1/2027	2,725,000.00	2,682,008.54	3,295.89	-	2,725,000.00	2,685,304.43
Municipal Bond	2.20%	6/15/2025	1,550,000.00	1,548,675.51	273.31	-	1,550,000.00	1,548,948.82
Municipal Bond	2.35%	6/15/2026	1,030,000.00	1,028,416.67	178.76	-	1,030,000.00	1,028,595.43
Municipal Bond	2.00%	7/1/2025	2,600,000.00	2,643,899.01	-	(8,741.37)	2,600,000.00	2,635,157.64
Municipal Bond	4.49%	7/1/2027	2,500,000.00	2,295,677.73	15,664.14	-	2,500,000.00	2,311,341.87
Municipal Bond	4.62%	7/1/2027	4,120,000.00	3,767,809.97	27,000.25	-	4,120,000.00	3,794,810.22
Municipal Bond	5.01%	7/1/2027	2,500,000.00	2,258,950.58	18,479.78	-	2,500,000.00	2,277,430.36
Municipal Bond	2.00%	7/1/2025	2,540,000.00	2,517,292.42	4,521.64	-	2,540,000.00	2,521,814.06
Municipal Bond	2.00%	7/1/2025	2,621,000.00	2,597,568.28	4,665.84	-	2,621,000.00	2,602,234.12
Municipal Bond	3.19%	3/1/2026	1,800,000.00	1,858,343.28	-	(7,584.63)	1,800,000.00	1,850,758.65
Municipal Bond	4.02%	2/15/2026	900,000.00	899,651.12	46.28	-	900,000.00	899,697.40
Municipal Bond	0.35%	7/1/2024	2,700,000.00	2,711,218.28	-	(11,096.34)	2,700,000.00	2,700,121.94
Municipal Bond	2.33%	10/1/2025	2,000,000.00	1,957,625.52	7,023.82	-	2,000,000.00	1,964,649.34
Municipal Bond	1.85%	8/1/2025	10,000,000.00	9,894,454.91	19,681.56	-	10,000,000.00	9,914,136.47
Municipal Bond	3.64%	8/1/2025	5,000,000.00	4,836,827.67	30,427.63	-	5,000,000.00	4,867,255.30
Municipal Bond	4.59%	8/15/2027	1,000,000.00	974,168.79	1,907.99	-	1,000,000.00	976,076.78
Municipal Bond	1.83%	7/1/2025	1,960,000.00	1,969,212.29	-	(1,834.40)	1,960,000.00	1,967,377.89
Municipal Bond	1.98%	7/1/2026	2,005,000.00	2,019,495.92	-	(1,604.78)	2,005,000.00	2,017,891.14
Municipal Bond	2.50%	7/1/2026	2,750,000.00	2,790,778.50	-	(4,514.41)	2,750,000.00	2,786,264.09
Municipal Bond	3.15%	8/15/2026	1,740,000.00	1,686,546.38	5,610.47	-	1,740,000.00	1,692,156.85
Municipal Bond	4.60%	8/1/2027	750,000.00	680,840.23	5,167.11	-	750,000.00	686,007.34
Municipal Bond	3.23%	6/1/2026	1,605,000.00	1,562,785.91	4,850.35	-	1,605,000.00	1,567,636.26
Municipal Bond	4.28%	9/1/2028	1,000,000.00	972,038.95	1,575.52	-	1,000,000.00	973,614.47
Municipal Bond	4.65%	4/1/2027	750,000.00	691,797.87	4,832.47	-	750,000.00	696,630.34
Municipal Bond	4.79%	4/1/2027	3,395,000.00	3,119,059.70	22,911.10	-	3,395,000.00	3,141,970.80
Municipal Bond	1.97%	6/15/2026	5,000,000.00	4,908,290.68	10,354.28	-	5,000,000.00	4,918,644.96
Municipal Bond	3.22%	8/15/2025	4,015,000.00	3,847,404.68	30,380.82	-	4,015,000.00	3,877,785.50
Municipal Bond	3.20%	10/1/2026	1,500,000.00	1,466,953.15	3,290.22	-	1,500,000.00	1,470,243.37
Municipal Bond	4.26%	12/1/2028	805,000.00	710,895.86	5,019.63	-	805,000.00	715,915.49
Municipal Bond	0.00%	6/1/2024	7,000,000.00	7,006,980.66	-	(7,006,980.66)	-	-
Municipal Bond	4.58%	7/15/2027	2,500,000.00	2,432,699.70	5,099.36	-	2,500,000.00	2,437,799.06
Municipal Bond	2.65%	7/1/2024	1,500,000.00	1,504,292.03	-	(4,245.38)	1,500,000.00	1,500,046.65
Municipal Bond	4.31%	1/15/2026	2,500,000.00	2,473,418.66	3,692.98	-	2,500,000.00	2,477,111.64
Municipal Bond	0.00%	4/1/2024	10,360,000.00	10,360,052.23	-	(10,360,052.23)	-	-
Municipal Bond	1.85%	7/1/2026	1,750,000.00	1,779,710.14	-	(3,289.08)	1,750,000.00	1,776,421.06
Municipal Bond	4.61%	7/1/2027	1,125,000.00	1,013,931.44	8,514.94	-	1,125,000.00	1,022,446.38
Municipal Bond	0.79%	3/1/2025	750,000.00	750,000.00	-	-	750,000.00	750,000.00
Municipal Bond	4.45%	6/1/2028	1,010,000.00	1,002,672.25	437.83	-	1,010,000.00	1,003,110.08
Municipal Bond	1.83%	8/1/2024	485,000.00	487,066.20	-	(1,528.65)	485,000.00	485,537.55
Municipal Bond	4.61%	5/1/2027	5,000,000.00	4,697,608.05	24,438.42	-	5,000,000.00	4,722,046.47
Municipal Bond	4.86%	5/1/2027	2,700,000.00	2,518,234.85	14,689.72	-	2,700,000.00	2,532,924.57
Municipal Bond	2.01%	8/1/2026	2,550,000.00	2,615,926.26	-	(7,033.17)	2,550,000.00	2,608,893.09
Municipal Bond	2.60%	4/1/2026	2,000,000.00	2,024,515.85	-	(3,051.90)	2,000,000.00	2,021,463.95
Municipal Bond	2.78%	8/1/2026	1,000,000.00	1,015,294.99	-	(1,631.71)	1,000,000.00	1,013,663.28
Municipal Bond	1.84%	6/15/2025	2,000,000.00	2,026,788.83	-	(5,527.85)	2,000,000.00	2,021,260.98

## Adjusted Book Value Comparison

Investment Description	Maturity Date	March 31, 2024			June 30, 2024			
		Par Value	Adjusted Book Value	Purchase/Adjustment	(Maturity/Call/Sale/Adjustment)	Par Value	Adjusted Book Value	
Municipal Bond	4.65%	8/1/2027	465,000.00	427,924.72	2,770.00	-	465,000.00	430,694.72
Municipal Bond	2.42%	8/1/2025	1,000,000.00	995,518.37	835.71	-	1,000,000.00	996,354.08
Municipal Bond	4.30%	2/1/2029	5,000,000.00	4,816,525.50	9,443.54	-	5,000,000.00	4,825,969.04
Municipal Bond	0.00%	5/1/2024	5,985,000.00	5,996,961.61	-	(5,996,961.61)	-	-
Municipal Bond	3.14%	4/1/2026	1,150,000.00	1,161,386.33	-	(1,417.45)	1,150,000.00	1,159,968.88
Municipal Bond	4.47%	4/1/2027	555,000.00	520,725.59	2,845.78	-	555,000.00	523,571.37
Municipal Bond	0.00%	6/15/2024	2,110,000.00	2,120,877.04	-	(2,120,877.04)	-	-
Municipal Bond	0.43%	10/1/2024	5,000,000.00	5,055,077.54	-	(27,239.44)	5,000,000.00	5,027,838.10
Municipal Bond	4.66%	6/15/2027	1,300,000.00	1,330,740.16	-	(2,388.86)	1,300,000.00	1,328,351.30
Municipal Bond	0.40%	7/1/2024	2,500,000.00	2,502,994.14	-	(2,961.60)	2,500,000.00	2,500,032.54
Municipal Bond	4.50%	5/1/2027	3,000,000.00	2,741,212.48	20,914.44	-	3,000,000.00	2,762,126.92
Municipal Bond	0.43%	9/1/2024	2,000,000.00	2,014,614.23	-	(8,635.68)	2,000,000.00	2,005,978.55
Municipal Bond	0.00%	6/15/2024	3,500,000.00	3,479,926.11	-	(3,479,926.11)	-	-
Municipal Bond	2.57%	6/1/2026	2,750,000.00	2,605,668.35	16,583.56	-	2,750,000.00	2,622,251.91
Municipal Bond	3.05%	9/15/2025	2,250,000.00	2,186,237.70	10,886.24	-	2,250,000.00	2,197,123.94
Municipal Bond	1.99%	3/1/2026	4,380,000.00	4,403,145.91	-	(3,008.97)	4,380,000.00	4,400,136.94
Municipal Bond	0.00%	4/1/2024	750,000.00	750,023.65	-	(750,023.65)	-	-
Municipal Bond	4.68%	5/1/2027	725,000.00	659,883.88	5,262.49	-	725,000.00	665,146.37
Municipal Bond	2.02%	8/1/2026	3,270,000.00	3,297,704.40	-	(2,955.57)	3,270,000.00	3,294,748.83
Municipal Bond	2.08%	3/1/2027	1,600,000.00	1,556,650.84	3,704.01	-	1,600,000.00	1,560,354.85
Municipal Bond	5.04%	6/1/2027	600,000.00	539,039.35	4,794.66	-	600,000.00	543,834.01
Municipal Bond	2.78%	8/1/2026	2,205,000.00	2,224,233.97	-	(2,051.92)	2,205,000.00	2,222,182.05
Municipal Bond	3.20%	6/1/2026	2,240,000.00	2,201,463.85	4,427.77	-	2,240,000.00	2,205,891.62
Municipal Bond	4.65%	3/1/2027	700,000.00	636,685.23	5,410.00	-	700,000.00	642,095.23
Municipal Bond	1.84%	8/15/2025	1,210,000.00	1,260,672.37	-	(9,185.63)	1,210,000.00	1,251,486.74
Municipal Bond	2.94%	8/1/2024	37,235,000.00	36,966,194.81	198,872.13	-	37,235,000.00	37,165,066.94
Municipal Bond	3.05%	6/1/2025	8,000,000.00	7,999,046.70	203.16	-	8,000,000.00	7,999,249.86
Municipal Bond	3.15%	6/1/2026	3,000,000.00	3,000,148.50	-	(17.06)	3,000,000.00	3,000,131.44
Municipal Bond	4.30%	10/1/2028	920,000.00	873,643.60	2,564.40	-	920,000.00	876,208.00
Municipal Bond	3.41%	7/1/2026	3,445,000.00	3,285,304.67	17,679.17	-	3,445,000.00	3,302,983.84
Municipal Bond	4.60%	5/15/2027	1,645,000.00	1,493,464.32	12,096.27	-	1,645,000.00	1,505,560.59
Municipal Bond	3.50%	8/1/2025	1,000,000.00	1,032,271.93	-	(6,017.92)	1,000,000.00	1,026,254.01
Municipal Bond	4.26%	11/1/2028	985,000.00	974,613.99	563.92	-	985,000.00	975,177.91
Municipal Bond	4.11%	5/1/2026	2,980,000.00	2,984,569.41	-	(546.41)	2,980,000.00	2,984,023.00
Municipal Bond	4.45%	8/1/2027	3,295,000.00	3,312,168.51	-	(1,282.71)	3,295,000.00	3,310,885.80
Municipal Bond	4.02%	5/15/2028	2,160,000.00	1,958,972.78	12,147.06	-	2,160,000.00	1,971,119.84
Municipal Bond	4.50%	2/1/2027	2,000,000.00	1,839,884.05	14,050.67	-	2,000,000.00	1,853,934.72
Municipal Bond	3.98%	5/15/2027	2,500,000.00	2,309,335.39	15,219.72	-	2,500,000.00	2,324,555.11
Municipal Bond	2.00%	8/1/2025	915,000.00	926,743.94	-	(2,189.96)	915,000.00	924,553.98
Municipal Bond	3.12%	8/15/2025	1,000,000.00	959,480.50	7,345.17	-	1,000,000.00	966,825.67
Municipal Bond	4.45%	5/1/2028	3,810,000.00	3,359,471.55	27,478.61	-	3,810,000.00	3,386,950.16
Municipal Bond	4.71%	6/15/2027	4,840,000.00	4,936,192.78	-	(7,475.27)	4,840,000.00	4,928,717.51
			<b>\$ 764,040,008.46</b>	<b>\$ 757,956,702.06</b>	<b>\$ 104,760,519.54</b>	<b>\$ (64,136,027.29)</b>	<b>\$ 803,965,202.06</b>	<b>\$ 798,581,194.31</b>

## Market Value Comparison

Investment Description	Yield	Maturity Date	March 31, 2024			Qtr to Qtr Change	June 30, 2024	
			Par Value	Market Value	Par Value		Market Value	
			Cash	0.00%	N/A		11,749,478.60	11,749,478.60
Cash	0.25%	N/A	390,622.31	390,622.31	520,791.88	911,414.19	911,414.19	
Local Government Investment Pool	5.30%	N/A	20,768,763.85	20,768,763.85	14,794,765.65	35,563,529.50	35,563,529.50	
Local Government Investment Pool	5.43%	N/A	19,576,099.85	19,576,099.85	10,587,018.45	30,163,118.30	30,163,118.30	
Local Government Investment Pool	0.00%	N/A	7,000,000.00	7,000,000.00	(7,000,000.00)	-	-	
Local Government Investment Pool	5.43%	N/A	18,741,113.94	18,741,113.94	16,832,048.85	35,573,162.79	35,573,162.79	
Local Government Investment Pool	5.25%	N/A	22,032,642.08	22,032,642.08	19,195,315.25	41,227,957.33	41,227,957.33	
Local Government Investment Pool	5.44%	N/A	18,494,732.29	18,494,732.29	10,746,323.69	29,241,055.98	29,241,055.98	
Local Government Investment Pool	5.23%	N/A	21,634,642.36	21,634,642.36	17,704,075.86	39,338,718.22	39,338,718.22	
Local Government Investment Pool	0.00%	N/A	10,000,000.00	10,000,000.00	(10,000,000.00)	-	-	
Compound CD	5.10%	10/10/2025	5,215,547.81	5,215,547.81	-	5,215,547.81	5,215,547.81	
Compound CD	5.55%	7/31/2024	16,783,365.37	16,783,365.37	-	16,783,365.37	16,783,365.37	
FAMC Bond	0.90%	8/20/2024	43,000,000.00	42,294,046.21	432,882.29	43,000,000.00	42,726,928.50	
FAMC Bond	4.80%	7/1/2027	3,215,000.00	3,107,635.01	(4,713.22)	3,215,000.00	3,102,921.79	
FAMC Bond	4.28%	3/12/2029	10,000,000.00	9,951,181.60	(42,111.10)	10,000,000.00	9,909,070.50	
FAMC Bond	4.30%	3/12/2029	6,217,000.00	6,186,649.60	(26,180.47)	6,217,000.00	6,160,469.13	
FAMC Bond	4.70%	8/7/2026	10,000,000.00	9,992,670.40	(19,210.50)	10,000,000.00	9,973,459.90	
FFCB Bond	4.00%	5/26/2026	5,000,000.00	4,934,661.60	(9,820.90)	5,000,000.00	4,924,840.70	
FFCB Bond	4.14%	3/12/2029	5,000,000.00	4,966,583.80	(15,391.65)	5,000,000.00	4,951,192.15	
FFCB Bond	4.27%	3/12/2029	5,000,000.00	4,966,583.80	(15,391.65)	5,000,000.00	4,951,192.15	
FFCB Bond	4.27%	3/12/2029	5,000,000.00	4,966,583.80	(15,391.65)	5,000,000.00	4,951,192.15	
FFCB Bond	4.22%	3/20/2029	5,000,000.00	4,970,577.00	(25,005.45)	5,000,000.00	4,945,571.55	
FFCB Bond	4.22%	3/20/2029	5,000,000.00	4,970,577.00	(25,005.45)	5,000,000.00	4,945,571.55	
FFCB Bond	4.28%	3/20/2029	10,000,000.00	9,941,154.00	(50,010.90)	10,000,000.00	9,891,143.10	
FHLB Bond	0.85%	9/13/2024	16,000,000.00	15,686,583.36	156,492.80	16,000,000.00	15,843,076.16	
FHLB Bond	4.27%	3/9/2029	10,000,000.00	10,103,810.40	(56,009.10)	10,000,000.00	10,047,801.30	
FHLB Bond	4.36%	3/14/2025	5,000,000.00	4,977,634.20	1,219.65	5,000,000.00	4,978,853.85	
FHLMC Bond	4.14%	9/23/2025	10,000,000.00	9,368,666.10	82,524.00	10,000,000.00	9,451,190.10	
FHLMC Bond	0.74%	4/28/2025	23,000,000.00	21,959,842.25	170,780.29	23,000,000.00	22,130,622.54	
FNMA Bond	0.79%	8/25/2025	45,000,000.00	42,295,991.85	368,651.25	45,000,000.00	42,664,643.10	
FNMA Bond	0.98%	9/24/2026	30,000,000.00	28,131,862.20	81,137.70	30,000,000.00	28,212,999.90	
TVA Bond	0.87%	9/15/2024	3,080,000.00	3,044,653.83	18,816.18	3,080,000.00	3,063,470.01	
Treasury Note	0.86%	2/28/2026	30,000,000.00	27,734,765.70	201,562.50	30,000,000.00	27,936,328.20	
Municipal Bond	5.14%	6/1/2028	1,000,000.00	1,015,100.00	(3,940.00)	1,000,000.00	1,011,160.00	
Municipal Bond	0.65%	6/1/2025	2,330,000.00	2,212,870.90	21,575.80	2,330,000.00	2,234,446.70	
Municipal Bond	4.47%	8/1/2027	1,850,000.00	1,654,991.50	8,269.50	1,850,000.00	1,663,261.00	
Municipal Bond	4.96%	6/1/2027	1,100,000.00	1,166,616.00	(5,192.00)	1,100,000.00	1,161,424.00	
Municipal Bond	2.30%	8/1/2026	1,675,000.00	1,605,822.50	5,142.25	1,675,000.00	1,610,964.75	
Municipal Bond	4.24%	6/1/2027	900,000.00	921,060.00	(10,503.00)	900,000.00	910,557.00	
Municipal Bond	4.48%	6/15/2028	3,000,000.00	2,675,430.00	5,130.00	3,000,000.00	2,680,560.00	
Municipal Bond	2.30%	6/15/2026	1,250,000.00	1,259,012.50	(6,887.50)	1,250,000.00	1,252,125.00	
Municipal Bond	4.21%	3/1/2029	7,500,000.00	7,724,550.00	(134,400.00)	7,500,000.00	7,590,150.00	
Municipal Bond	4.60%	8/1/2027	780,000.00	698,958.00	(1,427.40)	780,000.00	697,530.60	
Municipal Bond	2.56%	6/15/2025	2,000,000.00	1,947,200.00	7,800.00	2,000,000.00	1,955,000.00	
Municipal Bond	2.56%	6/15/2025	5,000,000.00	4,868,000.00	19,500.00	5,000,000.00	4,887,500.00	
Municipal Bond	4.89%	8/15/2028	300,000.00	305,580.00	(1,641.00)	300,000.00	303,939.00	
Municipal Bond	4.90%	8/15/2027	300,000.00	304,212.00	(1,500.00)	300,000.00	302,712.00	
Municipal Bond	1.94%	8/1/2026	-	-	11,257,056.89	12,182,962.00	11,257,056.89	
Municipal Bond	1.94%	8/1/2026	-	-	1,341,491.05	1,447,038.00	1,341,491.05	
Municipal Bond	0.00%	8/1/2026	13,630,000.00	12,551,185.50	(12,551,185.50)	-	-	
Municipal Bond	3.09%	8/1/2025	1,020,000.00	965,134.20	8,568.00	1,020,000.00	973,702.20	

## Market Value Comparison

Investment Description	Yield	Maturity Date	March 31, 2024		Qtr to Qtr Change	June 30, 2024	
			Par Value	Market Value		Par Value	Market Value
Municipal Bond	2.30%	6/15/2026	4,750,000.00	4,371,045.00	22,467.50	4,750,000.00	4,393,512.50
Municipal Bond	2.50%	3/1/2027	1,180,000.00	1,078,968.40	424.80	1,180,000.00	1,079,393.20
Municipal Bond	2.89%	7/1/2024	1,000,000.00	993,810.00	6,190.00	1,000,000.00	1,000,000.00
Municipal Bond	3.41%	7/15/2024	1,540,000.00	1,520,519.00	16,739.80	1,540,000.00	1,537,258.80
Municipal Bond	4.31%	11/15/2028	1,970,000.00	1,768,902.40	(9,830.30)	1,970,000.00	1,759,072.10
Municipal Bond	4.03%	7/1/2027	2,725,000.00	2,641,151.75	(12,126.25)	2,725,000.00	2,629,025.50
Municipal Bond	2.20%	6/15/2025	1,550,000.00	1,495,455.50	11,671.50	1,550,000.00	1,507,127.00
Municipal Bond	2.35%	6/15/2026	1,030,000.00	974,843.50	6,519.90	1,030,000.00	981,363.40
Municipal Bond	2.00%	7/1/2025	2,600,000.00	2,547,350.00	5,772.00	2,600,000.00	2,553,122.00
Municipal Bond	4.49%	7/1/2027	2,500,000.00	2,266,525.00	1,950.00	2,500,000.00	2,268,475.00
Municipal Bond	4.62%	7/1/2027	4,120,000.00	3,735,233.20	3,213.60	4,120,000.00	3,738,446.80
Municipal Bond	5.01%	7/1/2027	2,500,000.00	2,266,525.00	1,950.00	2,500,000.00	2,268,475.00
Municipal Bond	2.00%	7/1/2025	2,540,000.00	2,421,559.80	16,256.00	2,540,000.00	2,437,815.80
Municipal Bond	2.00%	7/1/2025	2,621,000.00	2,498,782.77	16,774.40	2,621,000.00	2,515,557.17
Municipal Bond	3.19%	3/1/2026	1,800,000.00	1,805,418.00	(6,282.00)	1,800,000.00	1,799,136.00
Municipal Bond	4.02%	2/15/2026	900,000.00	886,671.00	432.00	900,000.00	887,103.00
Municipal Bond	0.35%	7/1/2024	2,700,000.00	2,676,672.00	23,328.00	2,700,000.00	2,700,000.00
Municipal Bond	2.33%	10/1/2025	2,000,000.00	1,882,360.00	13,640.00	2,000,000.00	1,896,000.00
Municipal Bond	1.85%	8/1/2025	10,000,000.00	9,490,900.00	70,300.00	10,000,000.00	9,561,200.00
Municipal Bond	3.64%	8/1/2025	5,000,000.00	4,745,450.00	35,150.00	5,000,000.00	4,780,600.00
Municipal Bond	4.59%	8/15/2027	1,000,000.00	972,850.00	(2,080.00)	1,000,000.00	970,770.00
Municipal Bond	1.83%	7/1/2025	1,960,000.00	1,893,477.60	7,879.20	1,960,000.00	1,901,356.80
Municipal Bond	1.98%	7/1/2026	2,005,000.00	1,902,003.15	902.25	2,005,000.00	1,902,905.40
Municipal Bond	2.50%	7/1/2026	2,750,000.00	2,656,527.50	(4,400.00)	2,750,000.00	2,652,127.50
Municipal Bond	3.15%	8/15/2026	1,740,000.00	1,626,586.80	5,689.80	1,740,000.00	1,632,276.60
Municipal Bond	4.60%	8/1/2027	750,000.00	679,567.50	1,080.00	750,000.00	680,647.50
Municipal Bond	3.23%	6/1/2026	1,605,000.00	1,509,293.85	4,975.50	1,605,000.00	1,514,269.35
Municipal Bond	4.28%	9/1/2028	1,000,000.00	963,420.00	(2,560.00)	1,000,000.00	960,860.00
Municipal Bond	4.65%	4/1/2027	750,000.00	686,190.00	(540.00)	750,000.00	685,650.00
Municipal Bond	4.79%	4/1/2027	3,395,000.00	3,106,153.40	(2,444.40)	3,395,000.00	3,103,709.00
Municipal Bond	1.97%	6/15/2026	5,000,000.00	4,625,750.00	25,250.00	5,000,000.00	4,651,000.00
Municipal Bond	3.22%	8/15/2025	4,015,000.00	3,742,662.55	39,909.10	4,015,000.00	3,782,571.65
Municipal Bond	3.20%	10/1/2026	1,500,000.00	1,406,325.00	3,945.00	1,500,000.00	1,410,270.00
Municipal Bond	4.26%	12/1/2028	805,000.00	703,062.85	1,296.05	805,000.00	704,358.90
Municipal Bond	0.00%	6/1/2024	7,000,000.00	6,965,350.00	(6,965,350.00)	-	-
Municipal Bond	4.58%	7/15/2027	2,500,000.00	2,435,500.00	(15,825.00)	2,500,000.00	2,419,675.00
Municipal Bond	2.65%	7/1/2024	1,500,000.00	1,494,195.00	5,805.00	1,500,000.00	1,500,000.00
Municipal Bond	4.31%	1/15/2026	2,500,000.00	2,451,825.00	(6,050.00)	2,500,000.00	2,445,775.00
Municipal Bond	0.00%	4/1/2024	10,360,000.00	10,360,000.00	(10,360,000.00)	-	-
Municipal Bond	1.85%	7/1/2026	1,750,000.00	1,669,850.00	3,220.00	1,750,000.00	1,673,070.00
Municipal Bond	4.61%	7/1/2027	1,125,000.00	1,010,700.00	978.75	1,125,000.00	1,011,678.75
Municipal Bond	0.79%	3/1/2025	750,000.00	721,200.00	7,275.00	750,000.00	728,475.00
Municipal Bond	4.45%	6/1/2028	1,010,000.00	999,092.00	(6,352.90)	1,010,000.00	992,739.10
Municipal Bond	1.83%	8/1/2024	485,000.00	481,386.75	2,657.80	485,000.00	484,044.55
Municipal Bond	4.61%	5/1/2027	5,000,000.00	4,686,650.00	(18,700.00)	5,000,000.00	4,667,950.00
Municipal Bond	4.86%	5/1/2027	2,700,000.00	2,530,791.00	(10,098.00)	2,700,000.00	2,520,693.00
Municipal Bond	2.01%	8/1/2026	2,550,000.00	2,456,670.00	(3,213.00)	2,550,000.00	2,453,457.00
Municipal Bond	2.60%	4/1/2026	2,000,000.00	1,939,280.00	(3,740.00)	2,000,000.00	1,935,540.00
Municipal Bond	2.78%	8/1/2026	1,000,000.00	971,650.00	(3,650.00)	1,000,000.00	968,000.00
Municipal Bond	1.84%	6/15/2025	2,000,000.00	1,954,220.00	4,300.00	2,000,000.00	1,958,520.00
Municipal Bond	4.65%	8/1/2027	465,000.00	427,920.90	(1,683.30)	465,000.00	426,237.60

## Market Value Comparison

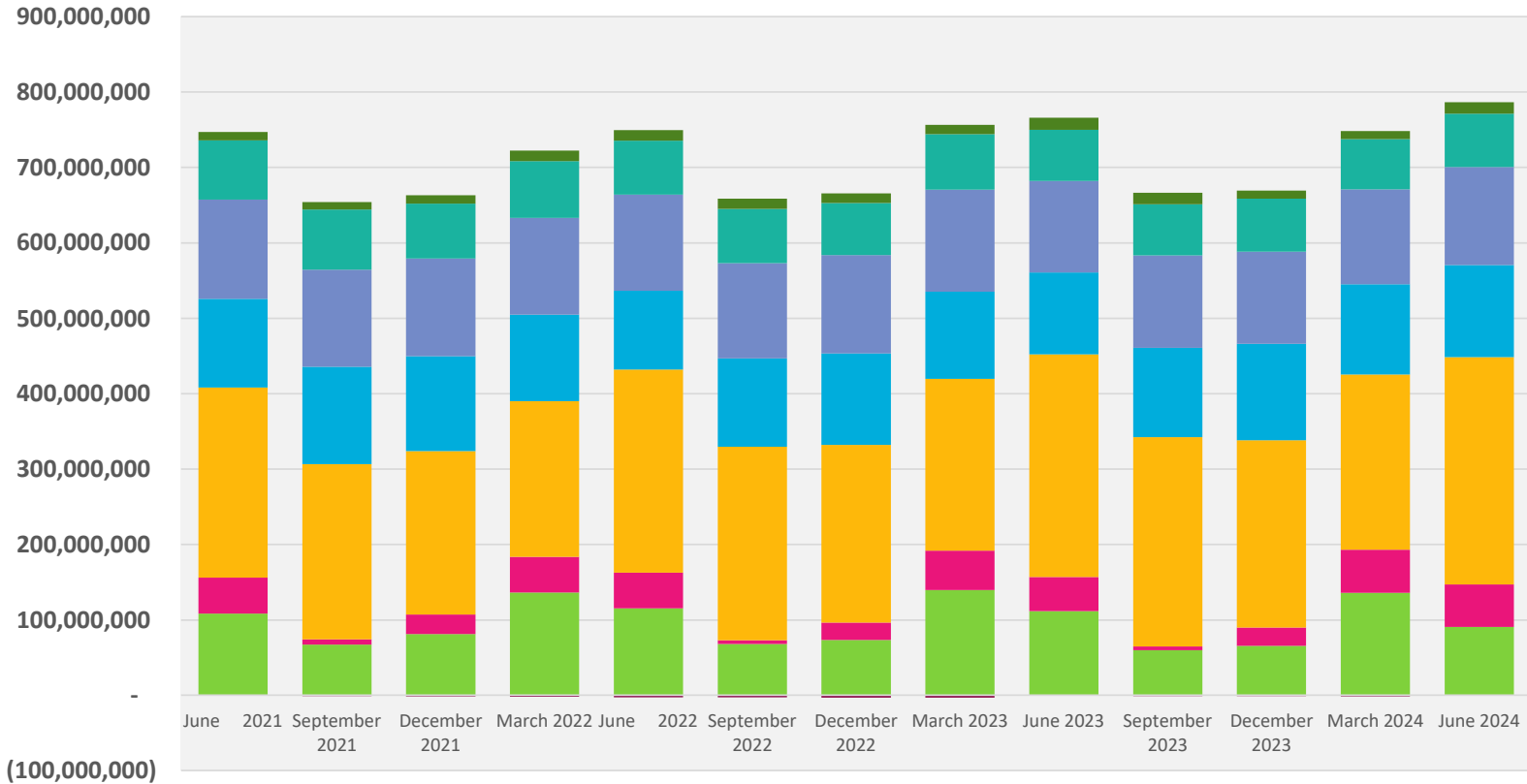
Investment Description	Yield	Maturity Date	March 31, 2024			June 30, 2024	
			Par Value	Market Value	Qtr to Qtr Change	Par Value	Market Value
Municipal Bond	2.42%	8/1/2025	1,000,000.00	961,880.00	4,700.00	1,000,000.00	966,580.00
Municipal Bond	4.30%	2/1/2029	5,000,000.00	4,762,450.00	(44,450.00)	5,000,000.00	4,718,000.00
Municipal Bond	0.00%	5/1/2024	5,985,000.00	5,971,773.15	(5,971,773.15)	-	-
Municipal Bond	3.14%	4/1/2026	1,150,000.00	1,125,482.00	(2,127.50)	1,150,000.00	1,123,354.50
Municipal Bond	4.47%	4/1/2027	555,000.00	517,731.75	66.60	555,000.00	517,798.35
Municipal Bond	0.00%	6/15/2024	2,110,000.00	2,098,985.80	(2,098,985.80)	-	-
Municipal Bond	0.43%	10/1/2024	5,000,000.00	4,937,700.00	29,250.00	5,000,000.00	4,966,950.00
Municipal Bond	4.66%	6/15/2027	1,300,000.00	1,326,221.00	(8,788.00)	1,300,000.00	1,317,433.00
Municipal Bond	0.40%	7/1/2024	2,500,000.00	2,472,325.00	27,675.00	2,500,000.00	2,500,000.00
Municipal Bond	4.50%	5/1/2027	3,000,000.00	2,722,500.00	6,210.00	3,000,000.00	2,728,710.00
Municipal Bond	0.43%	9/1/2024	2,000,000.00	1,973,800.00	15,240.00	2,000,000.00	1,989,040.00
Municipal Bond	0.00%	6/15/2024	3,500,000.00	3,466,715.00	(3,466,715.00)	-	-
Municipal Bond	2.57%	6/1/2026	2,750,000.00	2,472,552.50	16,665.00	2,750,000.00	2,489,217.50
Municipal Bond	3.05%	9/15/2025	2,250,000.00	2,128,590.00	13,815.00	2,250,000.00	2,142,405.00
Municipal Bond	1.99%	3/1/2026	4,380,000.00	4,176,768.00	13,008.60	4,380,000.00	4,189,776.60
Municipal Bond	0.00%	4/1/2024	750,000.00	750,000.00	(750,000.00)	-	-
Municipal Bond	4.68%	5/1/2027	725,000.00	658,495.75	920.75	725,000.00	659,416.50
Municipal Bond	2.02%	8/1/2026	3,270,000.00	3,114,021.00	(2,419.80)	3,270,000.00	3,111,601.20
Municipal Bond	2.08%	3/1/2027	1,600,000.00	1,440,448.00	12,528.00	1,600,000.00	1,452,976.00
Municipal Bond	5.04%	6/1/2027	600,000.00	544,674.00	(2,700.00)	600,000.00	541,974.00
Municipal Bond	2.78%	8/1/2026	2,205,000.00	2,124,120.60	(5,005.35)	2,205,000.00	2,119,115.25
Municipal Bond	3.20%	6/1/2026	2,240,000.00	2,118,435.20	10,460.80	2,240,000.00	2,128,896.00
Municipal Bond	4.65%	3/1/2027	700,000.00	635,383.00	1,792.00	700,000.00	637,175.00
Municipal Bond	1.84%	8/15/2025	1,210,000.00	1,208,414.90	(2,226.40)	1,210,000.00	1,206,188.50
Municipal Bond	2.94%	8/1/2024	37,235,000.00	36,642,963.50	444,213.55	37,235,000.00	37,087,177.05
Municipal Bond	3.05%	6/1/2025	8,000,000.00	7,817,360.00	33,120.00	8,000,000.00	7,850,480.00
Municipal Bond	3.15%	6/1/2026	3,000,000.00	2,901,930.00	4,800.00	3,000,000.00	2,906,730.00
Municipal Bond	4.30%	10/1/2028	920,000.00	866,989.60	(1,407.60)	920,000.00	865,582.00
Municipal Bond	3.41%	7/1/2026	3,445,000.00	3,168,022.00	22,116.90	3,445,000.00	3,190,138.90
Municipal Bond	4.60%	5/15/2027	1,645,000.00	1,490,962.20	2,845.85	1,645,000.00	1,493,808.05
Municipal Bond	3.50%	8/1/2025	1,000,000.00	1,012,940.00	(4,610.00)	1,000,000.00	1,008,330.00
Municipal Bond	4.26%	11/1/2028	985,000.00	966,393.35	(3,703.60)	985,000.00	962,689.75
Municipal Bond	4.11%	5/1/2026	2,980,000.00	2,939,710.40	2,741.60	2,980,000.00	2,942,452.00
Municipal Bond	4.45%	8/1/2027	3,295,000.00	3,300,634.45	(16,112.55)	3,295,000.00	3,284,521.90
Municipal Bond	4.02%	5/15/2028	2,160,000.00	1,921,665.60	(3,218.40)	2,160,000.00	1,918,447.20
Municipal Bond	4.50%	2/1/2027	2,000,000.00	1,832,840.00	3,440.00	2,000,000.00	1,836,280.00
Municipal Bond	3.98%	5/15/2027	2,500,000.00	2,265,125.00	5,175.00	2,500,000.00	2,270,300.00
Municipal Bond	2.00%	8/1/2025	915,000.00	890,816.55	2,809.05	915,000.00	893,625.60
Municipal Bond	3.12%	8/15/2025	1,000,000.00	929,190.00	10,870.00	1,000,000.00	940,060.00
Municipal Bond	4.45%	5/1/2028	3,810,000.00	3,350,895.00	(12,954.00)	3,810,000.00	3,337,941.00
Municipal Bond	4.71%	6/15/2027	4,840,000.00	4,952,046.00	(39,930.00)	4,840,000.00	4,912,116.00
			<b>\$ 764,040,008.46</b>	<b>\$ 741,873,688.74</b>	<b>\$ 41,978,229.66</b>	<b>\$ 803,965,202.06</b>	<b>\$ 783,851,918.40</b>

<b>Book Value Allocation</b>					
	<b>March 31, 2024</b>		<b>June 30, 2024</b>		<b>Previous Quarter Comparison</b>
	<b>% Equity in Treasury Pool</b>	<b>Book Value Fund Allocation</b>	<b>% Equity in Treasury Pool</b>	<b>Book Value Fund Allocation</b>	<b>Book Value Change (\$)</b>
General Fund	18.21%	138,044,743.35	11.55%	92,234,034.54	(45,810,708.81)
Debt Service Fund	7.63%	57,848,411.99	7.18%	57,373,491.04	(474,920.96)
Capital Projects Fund	31.14%	236,032,272.61	38.38%	306,527,860.05	70,495,587.45
Enterprise Fund	16.05%	121,642,125.66	15.52%	123,918,392.59	2,276,266.93
Special Revenue Fund	16.82%	127,473,165.65	16.52%	131,894,964.46	4,421,798.81
Internal Service Fund	8.91%	67,516,697.88	8.99%	71,761,323.57	4,244,625.69
Component Unit	1.43%	10,844,061.17	1.93%	15,424,998.98	4,580,937.81
115 Trust	-0.19%	(1,444,776.24)	-0.07%	(569,842.54)	874,933.70
<b>Totals</b>	<b>100.00%</b>	<b>757,956,702.06</b>	<b>100.00%</b>	<b>798,581,194.31</b>	<b>40,624,492.25</b>

<b>Market Value Allocation</b>					
	<b>March 31, 2024</b>		<b>June 30, 2024</b>		<b>Previous Quarter Comparison</b>
	<b>% Equity in Treasury Pool</b>	<b>Market Value Fund Allocation</b>	<b>% Equity in Treasury Pool</b>	<b>Market Value Fund Allocation</b>	<b>Market Value Change (\$)</b>
General Fund	18.21%	135,115,584.68	11.55%	90,532,841.78	(44,582,742.89)
Debt Service Fund	7.63%	56,620,931.88	7.18%	56,315,276.81	(305,655.06)
Capital Projects Fund	31.14%	231,023,925.59	38.38%	300,874,166.41	69,850,240.81
Enterprise Fund	16.05%	119,061,012.62	15.52%	121,632,803.84	2,571,791.21
Special Revenue Fund	16.82%	124,768,324.31	16.52%	129,462,253.37	4,693,929.07
Internal Service Fund	8.91%	66,084,067.30	8.99%	70,437,735.76	4,353,668.46
Component Unit	1.43%	10,613,962.03	1.93%	15,140,495.57	4,526,533.54
115 Trust	-0.19%	(1,414,119.67)	-0.07%	(559,332.19)	854,787.48
<b>Totals</b>	<b>100.00%</b>	<b>741,873,688.74</b>	<b>100.00%</b>	<b>783,851,918.40</b>	<b>41,978,229.66</b>

Allocations are based upon fund equity in the Treasury Pool at the end of the period.

## Treasury Pool Allocation History



- General Funds
- Debt Service Funds
- Capital Projects Funds
- Enterprise Funds
- Special Revenue Funds
- Internal Service Funds
- Component Units
- 115 Trust