

Plano

City of Excellence

Bond Referendum 2025 Proposed Street Projects

Abby Owens
Director of Public Works

B. Caleb Thornhill, P.E.
Director of Engineering

Preliminary Bond Request

Project	2025-26	2026-27	2027-28	2028-29	Total
<u>Street Improvements</u>					
Arterial Concrete Street Reconstruction and Overlay	32,500,000	32,500,000	32,500,000	32,500,000	130,000,000
Residential Street and Alley Repair	23,187,500	23,187,500	23,187,500	23,187,500	92,750,000
Alley Reconstruction	1,500,000	1,500,000	1,500,000	1,500,000	6,000,000
Downtown ROW Infrastructure	1,500,000	1,500,000	1,500,000	1,500,000	6,000,000
Bridge Repair / Replacement	3,500,000	3,500,000	3,500,000	3,500,000	14,000,000
Intersection Improvements	2,000,000	2,000,000	2,000,000	2,000,000	8,000,000
Residential and Collector Street Reconstruction	5,000,000	5,000,000	5,000,000	5,000,000	20,000,000
Screening Wall Reconstruction	2,000,000	2,000,000	2,000,000	2,000,000	8,000,000
Sidewalks	1,250,000	1,250,000	1,250,000	1,250,000	5,000,000
Traffic Improvements	8,030,000	12,330,000	5,770,000		26,130,000
CCTV Expansion		200,000	1,800,000		
Traffic Cabinet, Controller & Central System Software	2,550,000	2,550,000			
Phase IV Fiber Expansion	3,100,000	3,100,000			
Vehicle Detection System	2,110,000	2,110,000			
Diamond Intersection Safety Improvements		2,000,000	2,000,000		
2025 Traffic Signalization		2,100,000	1,700,000		
Misc	270,000	270,000	270,000		
Water Main Rehab - Pavement & Sidewalk Repair	6,600,000	6,600,000	6,600,000	6,600,000	26,400,000
Total Street Improvements Authority Needed	87,067,500	91,367,500	84,807,500	79,037,500	342,280,000



2022 Citizen Survey Results

Importance-Satisfaction Rating City of Plano, Texas Major Categories of City Services

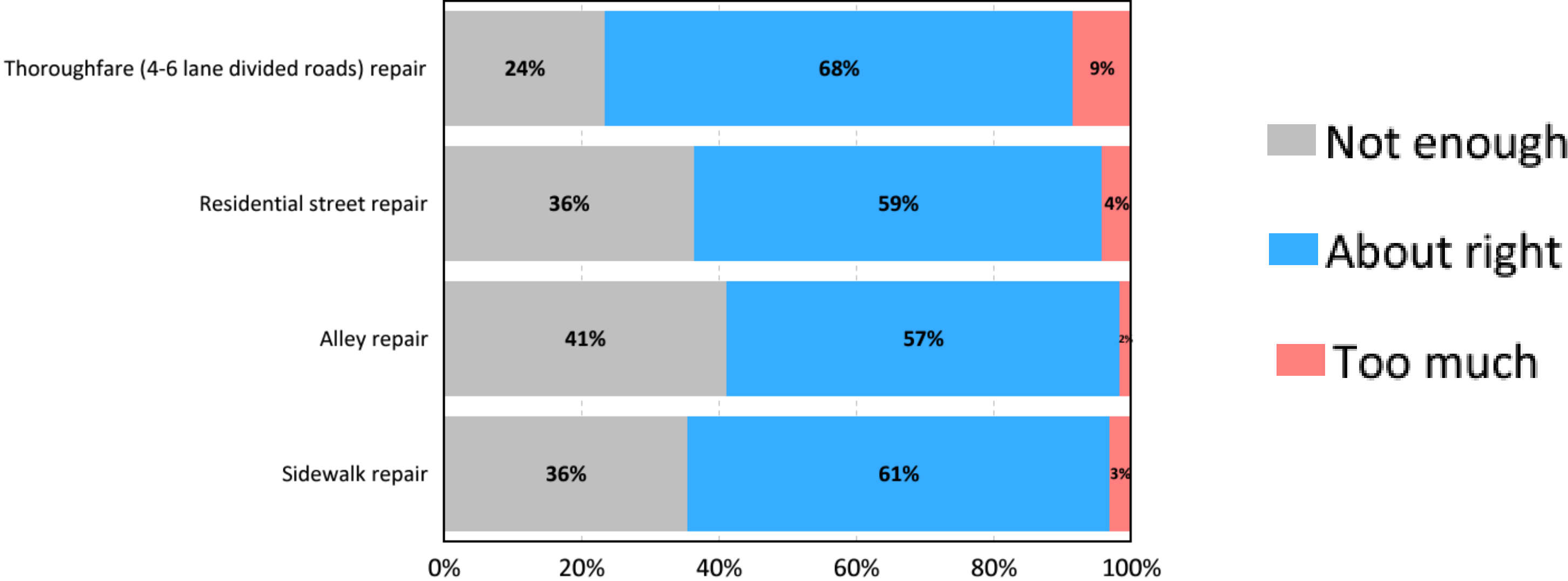
Category of Service	Most Important %	Most Important Rank	Satisfaction %	Satisfaction Rank	Importance-Satisfaction Rating	I-S Rating Rank
High Priority (IS = 10-.20)						
Maintenance of City streets	38%	5	57%	20	0.1651	1
Medium Priority (IS <.10)						
Police services	83%	1	90%	7	0.0834	2
Emergency medical services	53%	3	92%	2	0.0426	3
9-1-1 services related to police/fire/EMS	44%	4	91%	4	0.0395	4
Fire services	75%	2	95%	1	0.0373	5
Cleanliness of streets/public areas	11%	9	77%	13	0.0262	6



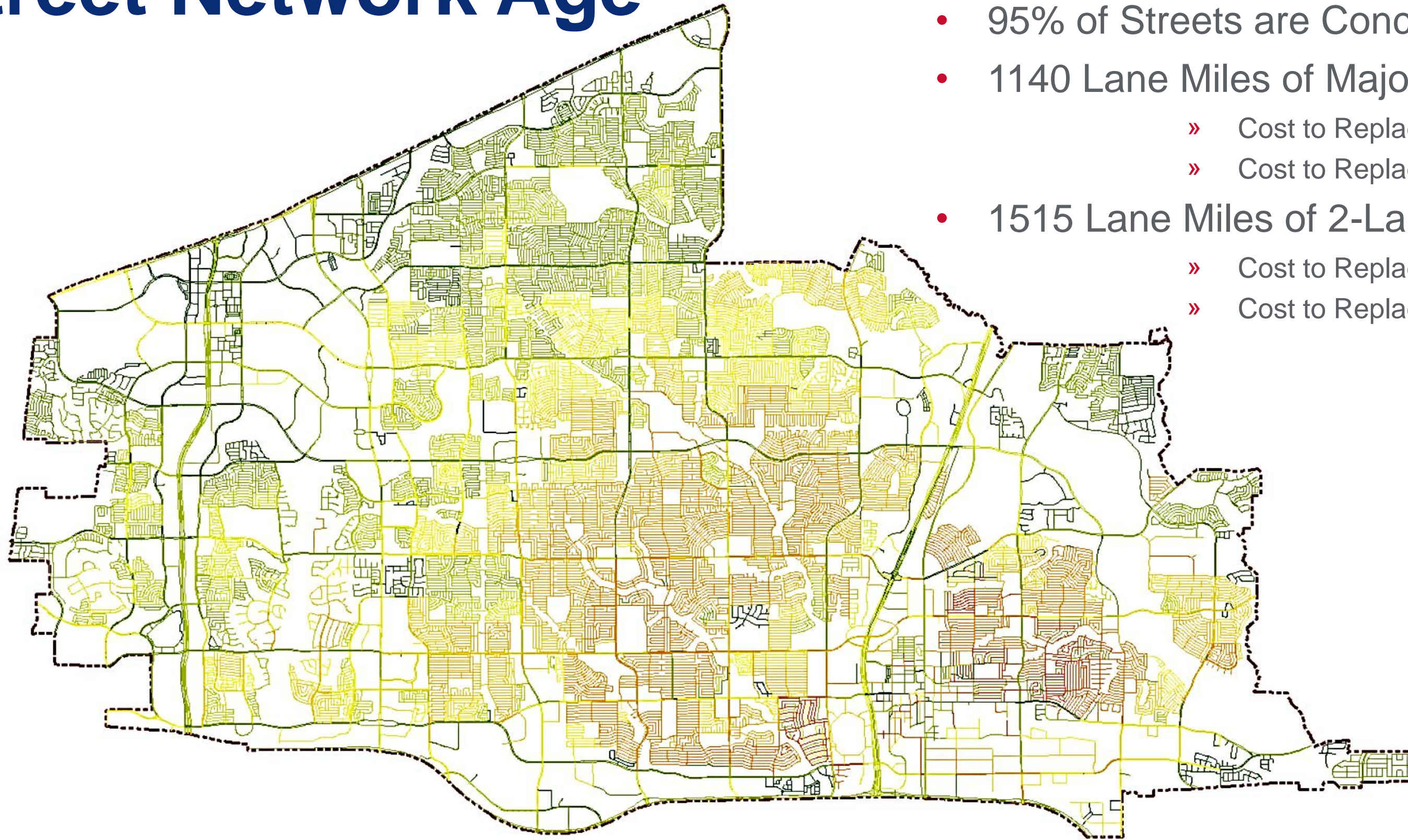
2022 Citizen Survey Results

Q15. Perceptions of the Current Level of Service Being Provided by the City

by percentage of respondents who rated the item as a 1 to 3 on a 3-point scale (excluding don't knows)

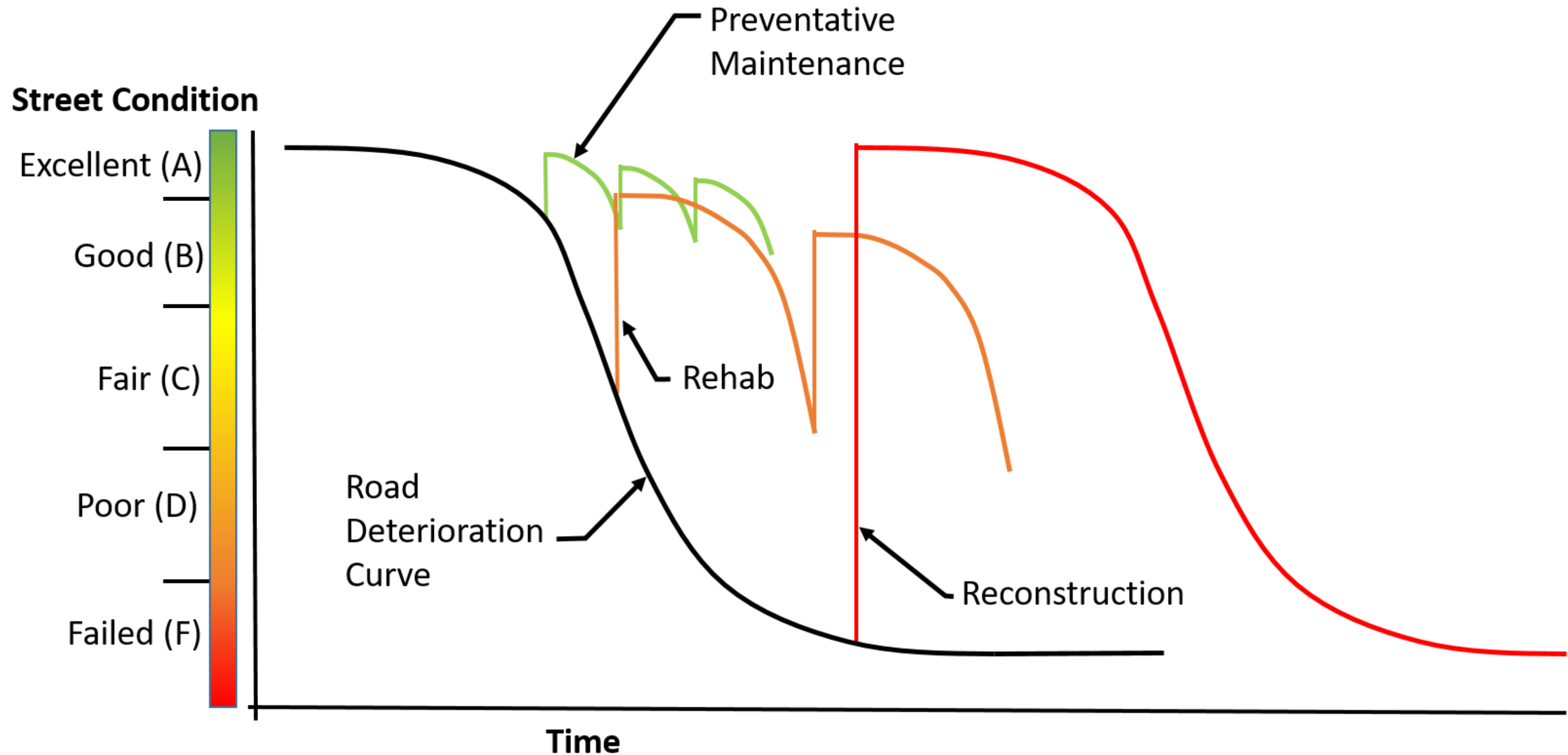


Street Network Age

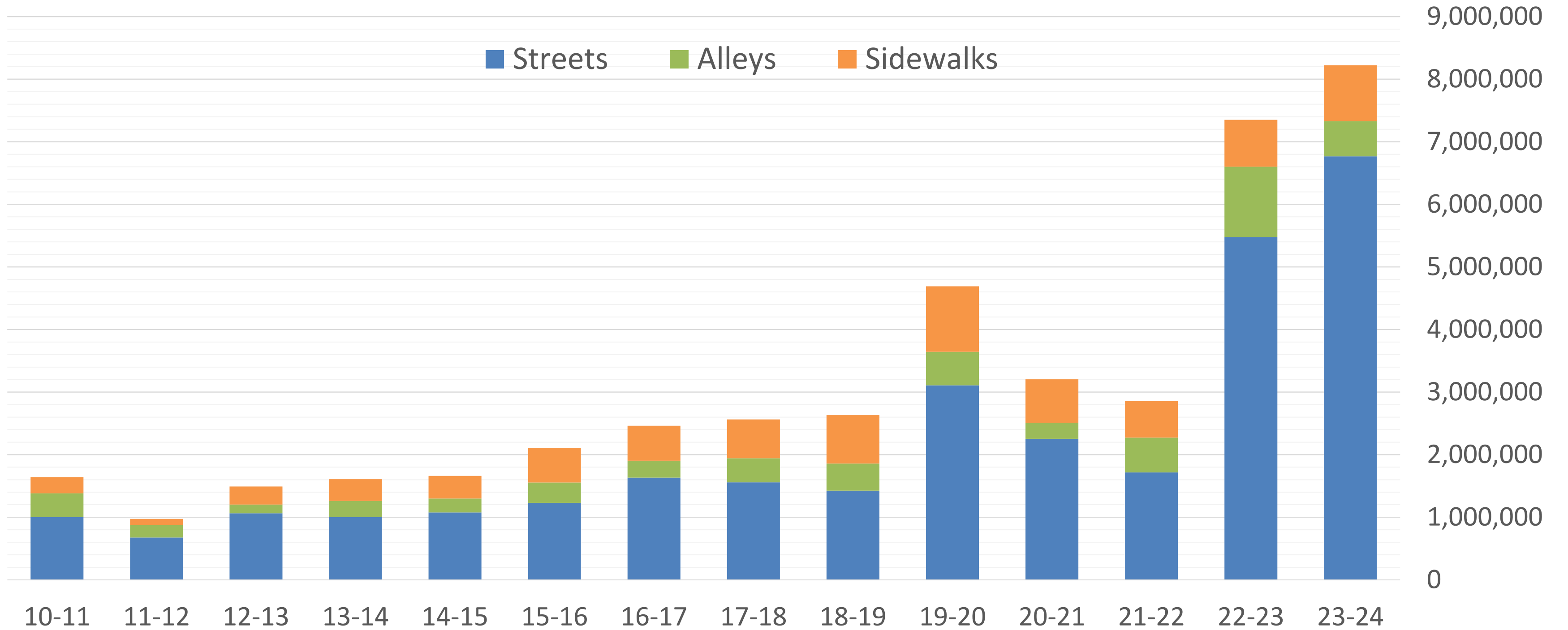


- 50% of Streets Constructed Over 30 Years Ago
- 95% of Streets are Concrete
- 1140 Lane Miles of Major Divided Streets
 - » Cost to Replace in 2020 = \$1.8B
 - » Cost to Replace in 2024 = \$2.3B
- 1515 Lane Miles of 2-Lane Residential Streets
 - » Cost to Replace in 2020 = \$2.0B
 - » Cost to Replace in 2024 = \$3.3B

Pavement Maintenance & Repair


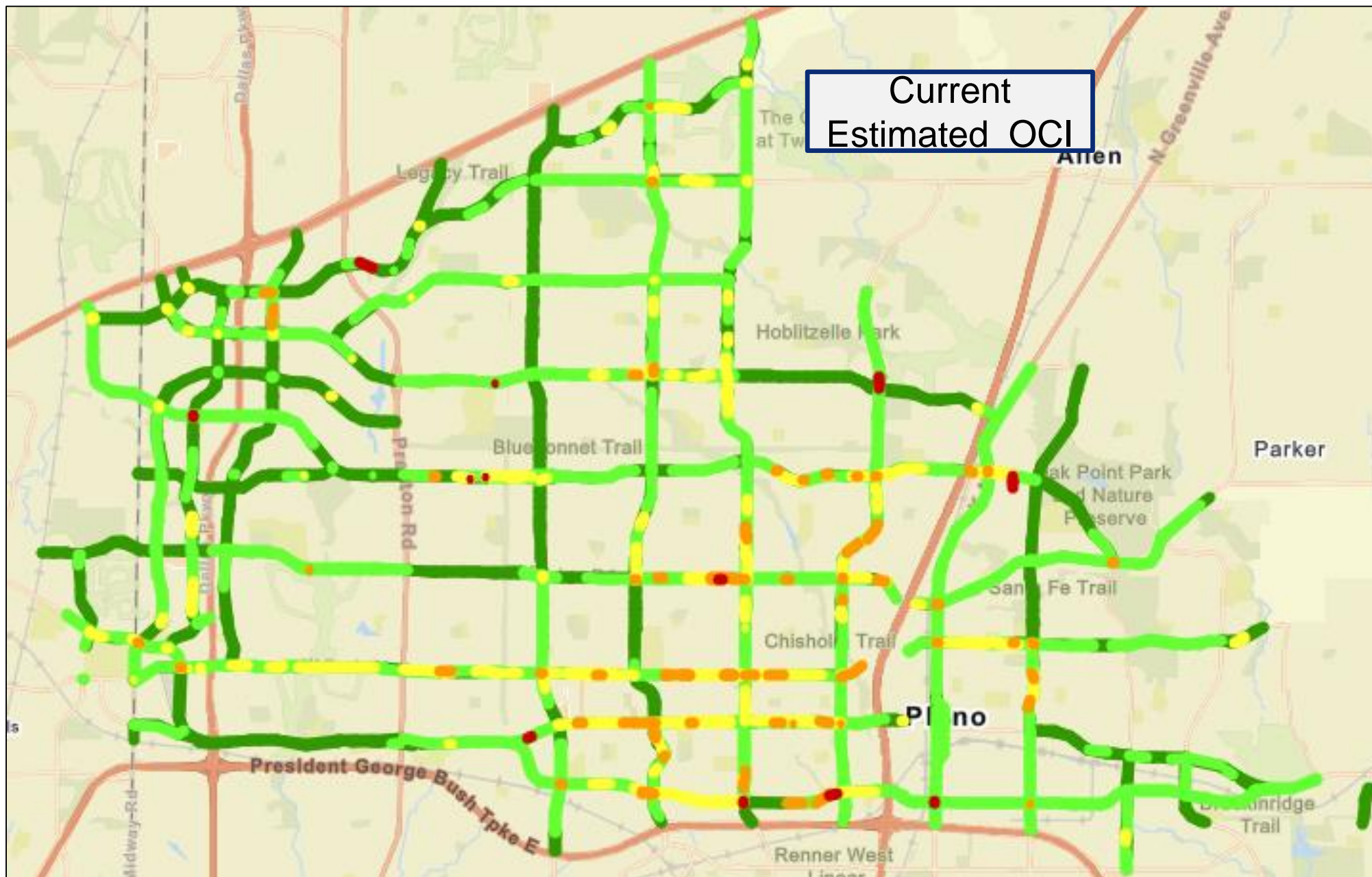


Pavement Replaced (SF) per Fiscal Year by Public Works



Arterial Street Reconstruction and Overlay

Type	Renovation/Repair – Replacement
Projected Cost	\$130,000,000
Projected O&M	\$N/A



Arterial Overlay Progress

2025 Bond Estimates

- \$3.45M per mile average
- \$130M Bond Request
- 38 miles budgeted

2021 Bond Package

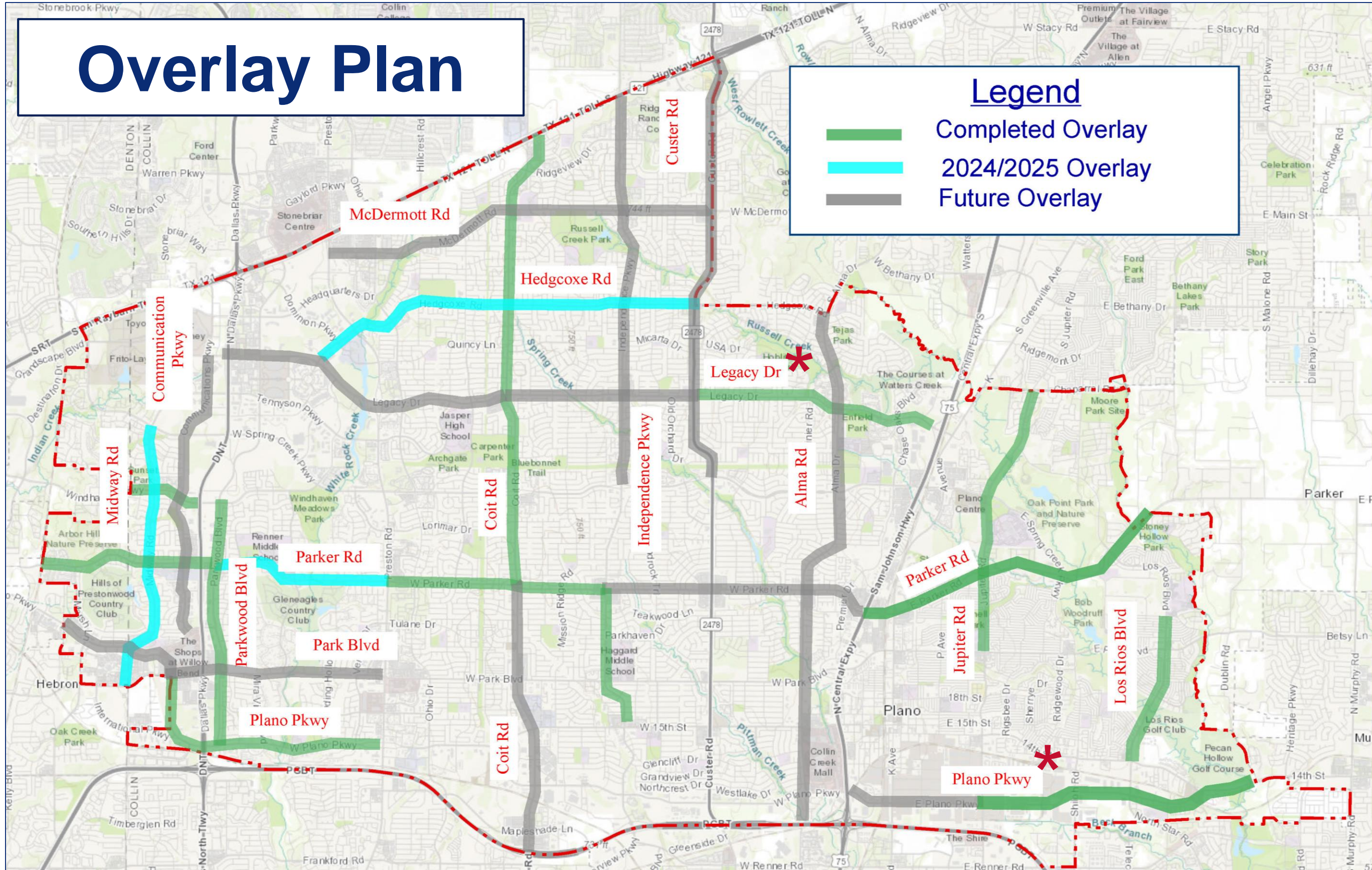
- \$2 M per mile average
- \$100M Bond Request
- 50 miles budgeted
 - 29.5 completed
 - 16.1 FY 24-25



Overlay Plan

Legend

- Completed Overlay
- 2024/2025 Overlay
- Future Overlay



Residential Street & Alley Repair

Type	Renovation/Repair
Projected Cost	\$92,750,000
Projected O&M	\$N/A

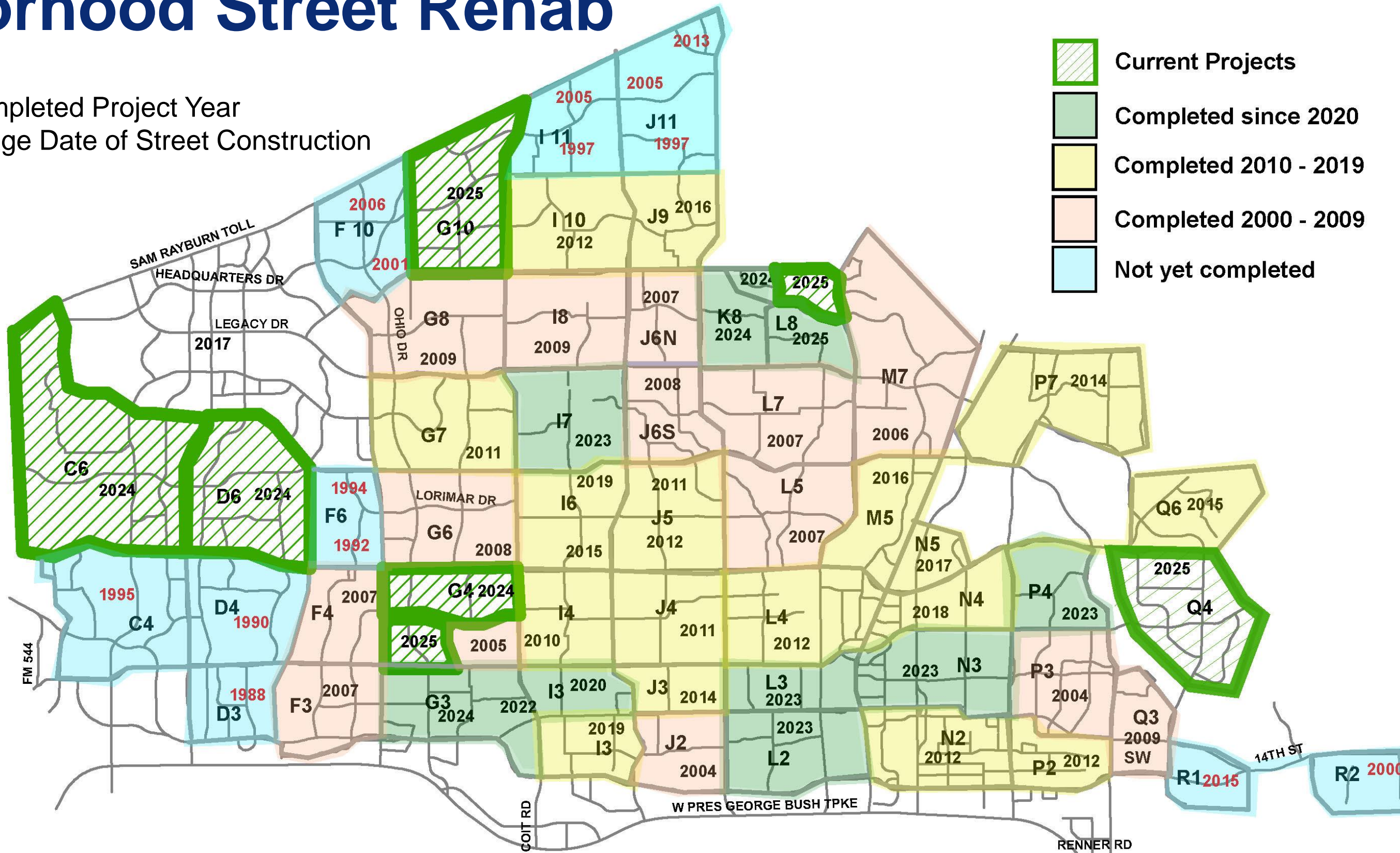
- Maintenance of all streets & alleys in a neighborhood zone
- Repair major sidewalk issues and update ramps to meet ADA requirements
- Typical cost approximately \$5.3M per project
- Total amount in preliminary bond package is \$92.75 which covers approximate 8 zones in 4 years



Neighborhood Street Rehab

Black Dates – Completed Project Year

Red Dates – Average Date of Street Construction



ALLEY RECONSTRUCTION

Type	Reconstruction/Replacement
Projected Cost	\$ 6,000,000
Projected O&M	\$ N/A

Reconstruction of deteriorated concrete alleys or construction of new alleys in existing residential areas. Funding will be transferred to specific projects as they are identified.

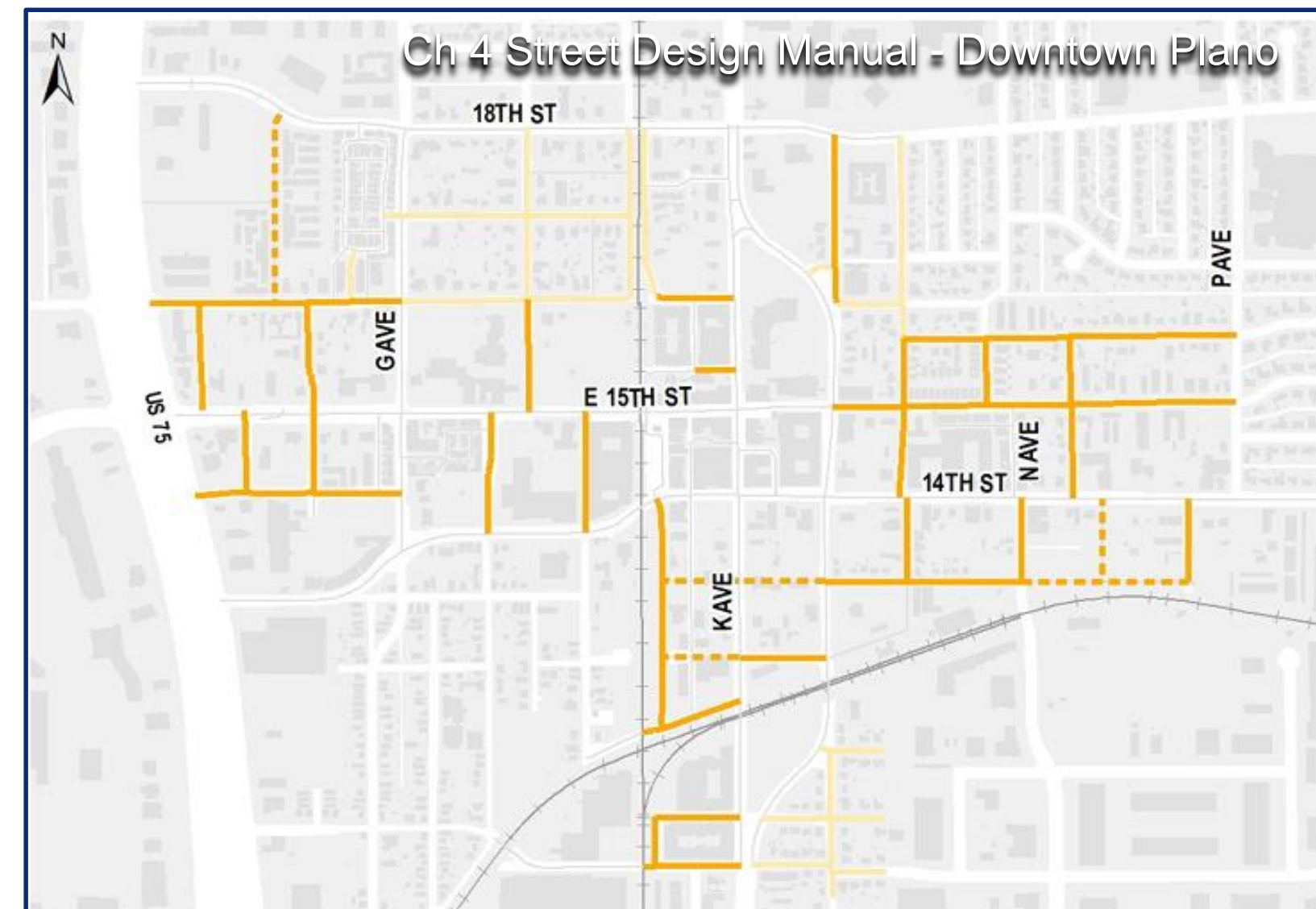


Sutherland Dr -
Alley Reconstruction

Downtown ROW / Infrastructure

Type	ROW Reservation/Construction
Projected Cost	\$ 6,000,000
Projected O&M	\$ N/A

Developing, engineering, constructing, reconstructing, improving, repairing, extending, expanding and enhancing streets, thoroughfares, alleys, sidewalks, bridges, intersections, screening walls and other public ways necessary and related storm drainage facilities and improvements and the acquisition of any needed land and rights-of-way consistent with Street Design Standards.



Bridge Repair / Replacement

Type	Rehabilitation/Reconstruction
Projected Cost	\$ 14,000,000
Projected O&M	\$ N/A

Rehabilitation and/or reconstruction of deteriorated/substandard bridges throughout Plano. Funding will be transferred to specific projects as they are identified.



INTERSECTION IMPROVEMENTS

Type	Reconstruction/Capacity Improv.
Projected Cost	\$ 8,000,000
Projected O&M	\$ N/A

Addition of left- and/or right-turn lanes at various intersections throughout the City. Funding will be transferred to specific projects as they are identified.



RESIDENTIAL & COLLECTOR STREET RECONSTRUCTION

Type	Reconstruction/Replacement
Projected Cost	\$ 20,000,000
Projected O&M	\$ N/A


Reconstruction/replacement of residential and collector roadways throughout Plano.



SCREENING WALL RECONSTRUCTION

Type	Reconstruction/Replacement
Projected Cost	\$ 8,000,000
Projected O&M	\$ N/A

Complete reconstruction of concrete screening walls along major thoroughfares. Funding will be transferred to specific projects as they are identified.




Custer Road – Screening Wall Reconstruction

SIDEWALKS

Type	Reconstruction/Replacement/Voids
Projected Cost	\$ 5,000,000
Projected O&M	\$ N/A

Reconstruction, replacement or installation of sidewalks as necessary at locations throughout Plano.



TRAFFIC IMPROVEMENTS

Type	Transportation Systems
Projected Cost	\$ 26,130,000
Projected O&M	\$ N/A

- Traffic Technology
 - Traffic cabinet, Controller & Central System Software
 - Vehicle/Pedestrian detection systems
 - Phase IV Fiber Expansion
 - Communications system
- Traffic Safety Improvements
 - 2025 Traffic Signalization
 - Diamond Intersection Safety Improvements
 - Median nose curb improvements
 - Pedestrian ramps, crosswalk signing, pavement markings



Water Main Rehab – Pavement & Sidewalk Repair


Type	Replacement/Reconstruction
Projected Cost	\$ 26,400,000
Projected O&M	\$ N/A

Rehabilitation and/or reconstruction of deteriorated/substandard bridges throughout Plano. Funding will be transferred to specific projects as they are identified.



Summary

PROJECT NAME	TYPE	PROJECTED COST	PROJECTED O&M INCREASE
Arterial Concrete Street Reconstruction & Overlay	Rehabilitation	\$130,000,000	
Residential Street & Alley Repair	Rehabilitation	\$92,750,000	
Alley Reconstruction	Reconstruction/Replacement	\$6,000,000	
Downtown ROW Infrastructure	ROW Acquisition/Infrastructure	\$6,000,000	
Bridge Repair / Replacement	Reconstruction/Replacement	\$14,000,000	
Intersection Improvements	Reconstruction/Capacity/Safety	\$8,000,000	
Residential and Collector Street Reconstruction	Reconstruction/Replacement	\$20,000,000	
Sidewalks	Replacement/Reconstruction/Voids	\$5,000,000	
Screening Wall Reconstruction	Reconstruction/Replacement	\$8,000,000	
Traffic Improvements	Transportation Systems	\$26,130,000	
Water Main Rehab – Pavement & Sidewalks	Reconstruction/Replacement	\$26,400,000	
	TOTAL	\$342,280,000	



Plano

City of Excellence

Questions?

Abby Owens
Director of Public Works
AbbyO@plano.gov

B. Caleb Thornhill, P.E.
Director of Engineering
CalebT@plano.gov
