


City of Plano
INVESTMENT PORTFOLIO SUMMARY
For the Quarter Ended
September 30, 2024

The investment portfolio of the City of Plano is in compliance with the Public Funds Investment Act and the City's Investment Policy and strategies.



City Manager



Director of Finance



Treasurer

Release Date: September 18, 2024

Recent indicators suggest that economic activity has continued to expand at a solid pace. Job gains have slowed, and the unemployment rate has moved up but remains low. Inflation has made further progress toward the Committee's 2 percent objective but remains somewhat elevated.

The Committee seeks to achieve maximum employment and inflation at the rate of 2 percent over the longer run. The Committee has gained greater confidence that inflation is moving sustainably toward 2 percent, and judges that the risks to achieving its employment and inflation goals are roughly in balance. The economic outlook is uncertain, and the Committee is attentive to the risks to both sides of its dual mandate.

In light of the progress on inflation and the balance of risks, the Committee decided to lower the target range for the federal funds rate by 1/2 percentage point to 4-3/4 to 5 percent. In considering additional adjustments to the target range for the federal funds rate, the Committee will carefully assess incoming data, the evolving outlook, and the balance of risks. The Committee will continue reducing its holdings of Treasury securities and agency debt and agency mortgage-backed securities. The Committee is strongly committed to supporting maximum employment and returning inflation to its 2 percent objective.

In assessing the appropriate stance of monetary policy, the Committee will continue to monitor the implications of incoming information for the economic outlook. The Committee would be prepared to adjust the stance of monetary policy as appropriate if risks emerge that could impede the attainment of the Committee's goals. The Committee's assessments will take into account a wide range of information, including readings on labor market conditions, inflation pressures and inflation expectations, and financial and international developments.

Voting for the monetary policy action were Jerome H. Powell, Chair; John C. Williams, Vice Chair; Thomas I. Barkin; Michael S. Barr; Raphael W. Bostic; Lisa D. Cook; Mary C. Daly; Beth M. Hammack; Philip N. Jefferson; Adriana D. Kugler; and Christopher J. Waller. Voting against this action was Michelle W. Bowman, who preferred to lower the target range for the federal funds rate by 1/4 percentage point at this meeting.

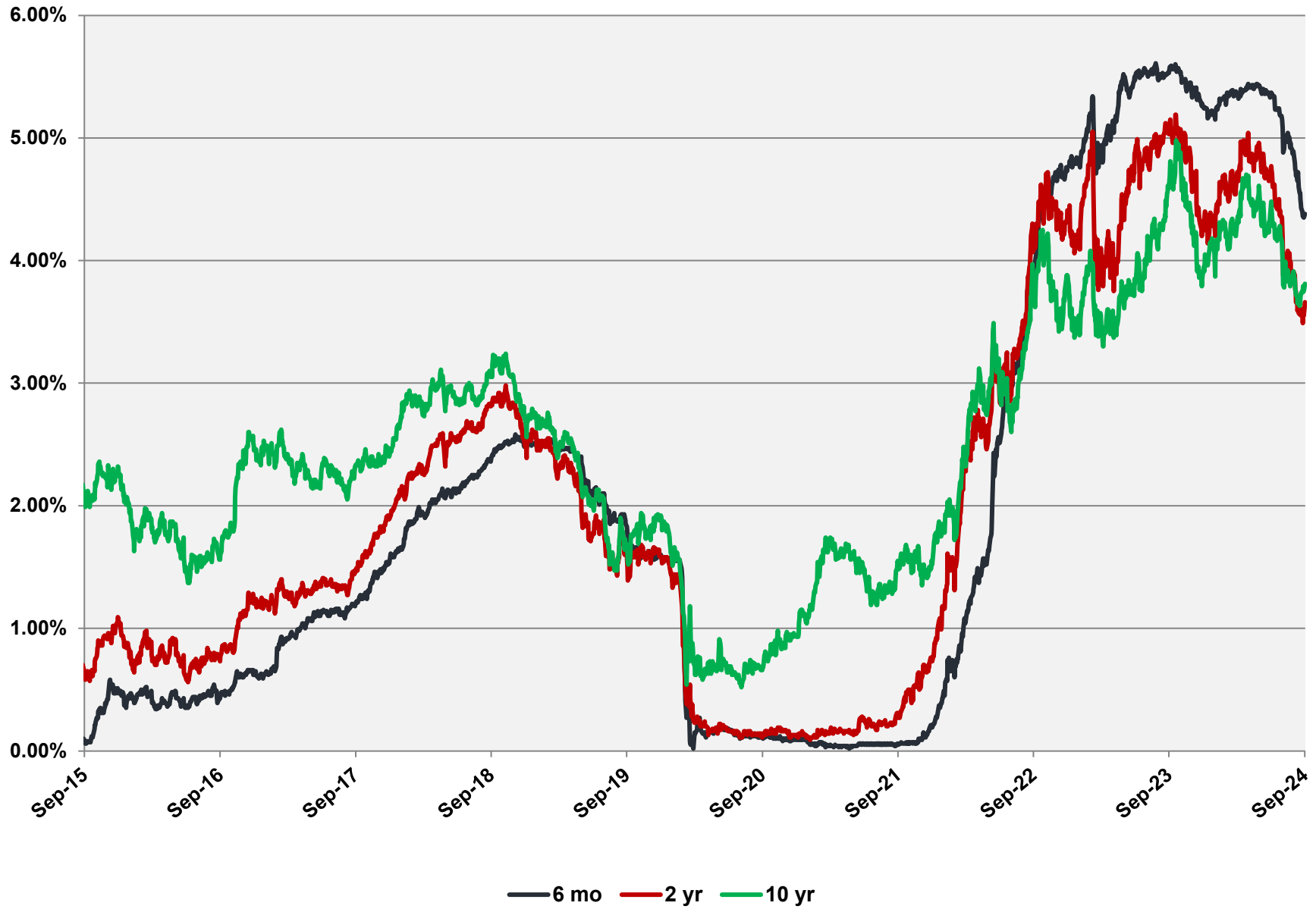
		9/30/2024		6/30/2024	
<u>Asset Type</u>	<u>Avg Yield</u>	<u>End Book Value</u>	<u>End Market Value</u>	<u>End Book Value</u>	<u>End Market Value</u>
Bank Accounts/Investment Pools	4.85%	116,241,530	116,241,530	220,018,289	220,018,289
Certificates of Deposit/Fixed Term	4.92%	22,959,514	22,959,514	21,998,913	21,998,913
FAMC Bonds	4.48%	29,217,554	29,907,636	72,200,647	71,872,850
FFCB Bonds	3.99%	97,999,772	99,244,919	39,833,586	39,560,703
FHLB Bonds	3.90%	33,213,719	33,455,441	31,104,701	30,869,731
FHLMC Bonds	1.74%	32,653,888	32,195,465	32,564,941	31,581,813
FNMA Bonds	0.87%	75,352,890	72,484,215	75,372,575	70,877,643
T-Notes	0.86%	29,851,092	28,653,516	29,824,543	27,936,328
TVA Bonds	0.00%	-	-	3,092,747	3,063,470
Municipal Bonds	3.26%	249,485,304	248,028,997	272,570,252	266,072,178
Totals		686,975,263	683,171,233	798,581,194	783,851,918

<u>Quarter Average Yields*:</u>		<u>Rolling Twelve Month Average Yields*:</u>	
Plano Portfolio Yield	3.34%	Plano Portfolio Yield	3.10%
Six Month Treasury Yield	4.93%	Six Month Treasury Yield	5.26%
Two Year Treasury Yield	4.04%	Two Year Treasury Yield	4.54%
TexasDaily Investment Pool Yield	5.26%	TexasDaily Investment Pool Yield	5.32%
Quarter Investment Earnings**:	17,155,253	Fiscal Year to Date Investment Earnings**:	45,097,838
Quarter Interest Received & Accrued:	5,628,606	Fiscal Year to Date Interest Received & Accrued:	20,279,122

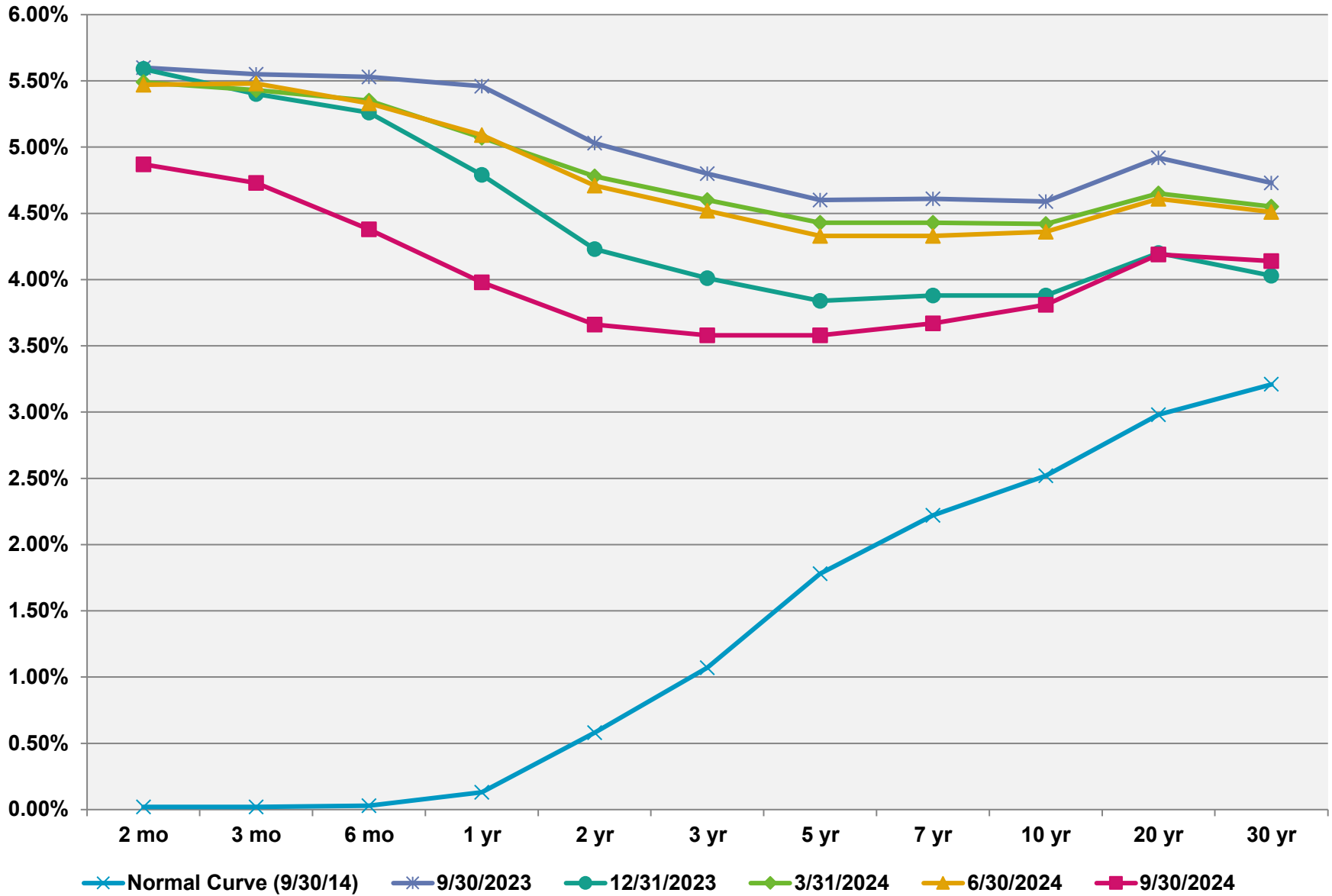
* Simple average calculation using respective month end yields; does not reflect a total return analysis or account for fees.

** Interest earnings are obtained from the general ledger - Interest plus/minus Gain or Loss on Investments, Unrealized Gain or Loss and Amortized Premium/Discount.

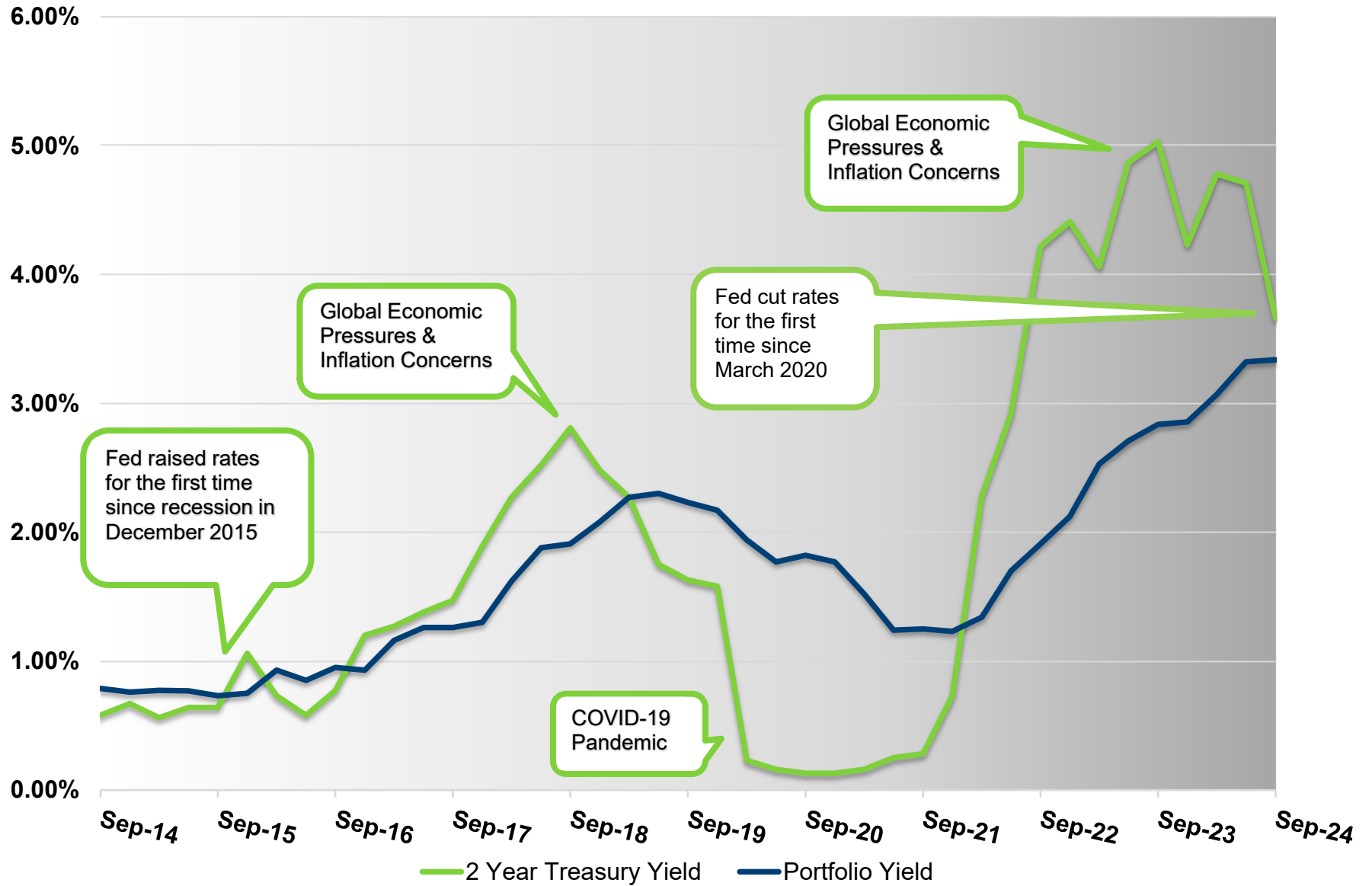
US Treasury Historical Yields



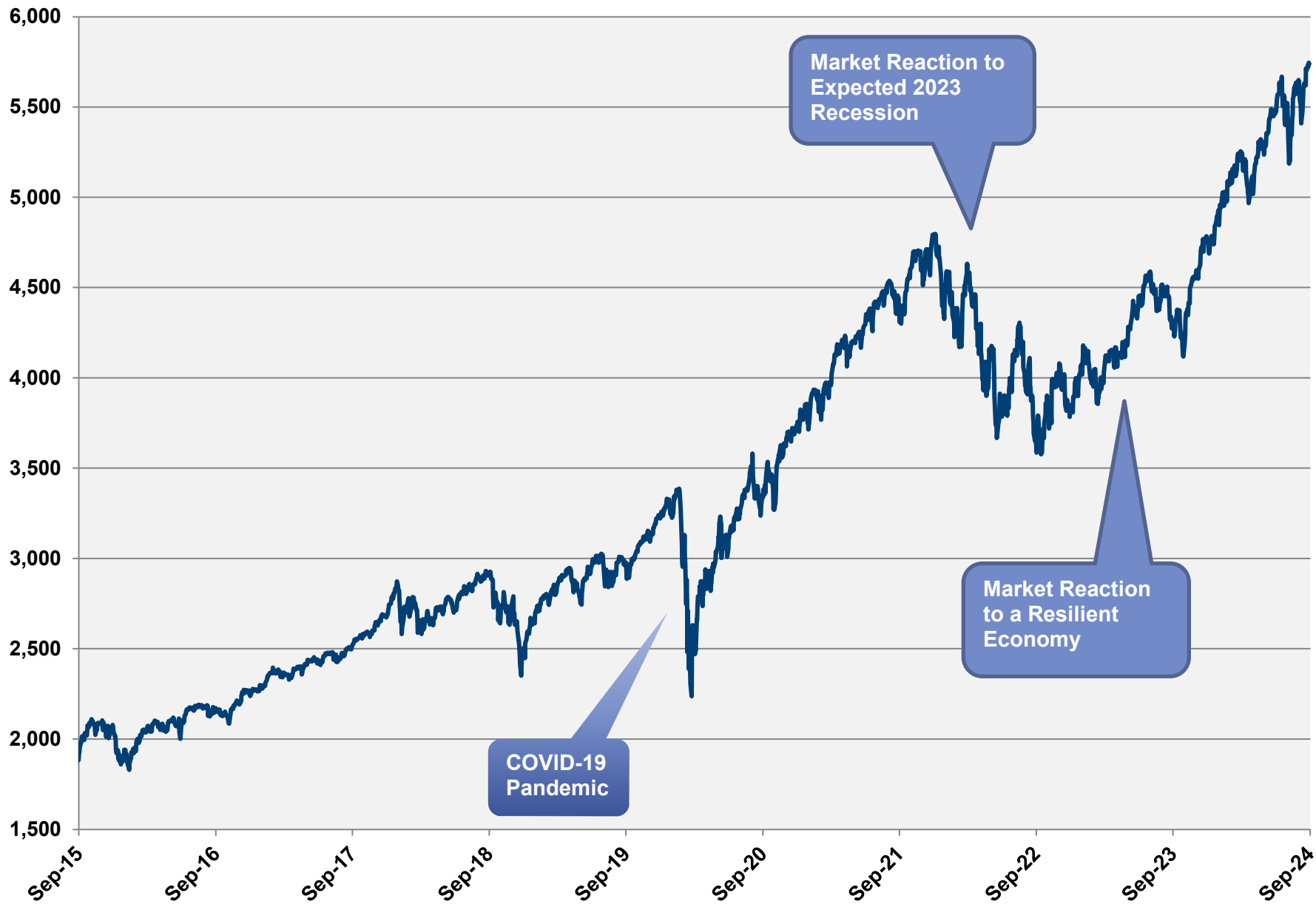
Treasury Yield Curve



Benchmark: 2 Year Treasury vs Plano Portfolio Yield



S&P 500



**Detail of Investment Holdings
September 30, 2024**

By Sector

Security Description	Coupon	Maturity Date	Settlement Date	Next Call Date	Par Value	Purchased Value	Adjusted Book Value	Market Price	Market Value	Life (mo)	Yield	Accrued Interest
CAPITAL ONE Cash	0.00%	N/A	4/30/2016	N/A	7,647,333.45	7,647,333.45	7,647,333.45	100.00	7,647,333.45	0.03	0.00%	
Prosperity Bank Cash	0.25%	N/A	6/8/2020	N/A	732,989.37	732,989.37	732,989.37	100.00	732,989.37	0.03	0.25%	
Texas Daily LGIP	5.16%	N/A	1/6/2009	N/A	23,099,722.77	23,099,722.77	23,099,722.77	100.00	23,099,722.77	0.03	5.16%	
Texas Daily LGIP	5.28%	N/A	2/27/2023	N/A	9,702,907.18	9,702,907.18	9,702,907.18	100.00	9,702,907.18	0.03	5.28%	
TexasCLASS LGIP	5.29%	N/A	5/1/2018	N/A	18,580,034.61	18,580,034.61	18,580,034.61	100.00	18,580,034.61	0.03	5.29%	
TexasCLASS LGIP	5.11%	N/A	1/29/2020	N/A	15,103,723.66	15,103,723.66	15,103,723.66	100.00	15,103,723.66	0.03	5.11%	
TexasFITLGIP	5.31%	N/A	1/7/2020	N/A	20,794,322.82	20,794,322.82	20,794,322.82	100.00	20,794,322.82	0.03	5.31%	
TexasFIT LGIP	5.21%	N/A	1/30/2020	N/A	20,580,496.45	20,580,496.45	20,580,496.45	100.00	20,580,496.45	0.03	5.21%	
American National Bank & T 5.1 10/10/2025	5.10%	10/10/2025	10/10/2023		5,215,547.81	5,215,547.81	5,215,547.81	100.00	5,215,547.81	12.30	5.10%	259,434.21
East West Bank 5.55 7/31/2024	4.87%	7/31/2025	7/31/2024		17,743,966.05	17,743,966.05	17,743,966.05	100.00	17,743,966.05	9.97	4.87%	144,416.44
FAMC 3.34 7/1/2027	3.34%	7/1/2027	9/20/2023		3,215,000.00	3,054,307.64	3,098,090.49	99.23	3,190,089.92	32.92	4.80%	26,546.97
FAMC 4.15 3/12/2029	4.15%	3/12/2029	3/26/2024		10,000,000.00	9,940,871.50	9,947,006.24	102.18	10,217,846.30	53.25	4.28%	20,750.00
FAMC 4.15 3/12/2029	4.15%	3/12/2029	3/27/2024		6,217,000.00	6,176,713.84	6,180,873.70	102.18	6,352,435.04	53.25	4.30%	12,900.28
FAMC 4.65 8/7/2026	4.65%	8/7/2026	8/7/2023		10,000,000.00	9,986,354.80	9,991,583.80	101.47	10,147,264.50	22.16	4.70%	68,458.33
FFCB 3.75 8/16/2027	3.75%	8/16/2027	8/16/2024		10,000,000.00	9,943,938.40	9,946,242.30	100.30	10,030,364.90	34.43	3.95%	45,833.33
FFCB 3.75 8/16/2027	3.75%	8/16/2027	8/20/2024		5,000,000.00	4,982,600.00	4,983,253.90	100.30	5,015,182.45	34.43	3.87%	22,916.67
FFCB 4 5/26/2026	4.00%	5/26/2026	5/26/2023		5,000,000.00	5,000,000.00	5,000,000.00	100.31	5,015,562.30	19.77	4.00%	68,888.89
FFCB 4 8/6/2027	4.00%	8/6/2027	8/16/2024		15,000,000.00	15,017,740.65	15,017,004.86	100.97	15,145,540.95	34.10	3.96%	90,000.00
FFCB 4 8/6/2027	4.00%	8/6/2027	8/20/2024		15,000,000.00	15,045,524.40	15,043,797.76	100.97	15,145,540.95	34.10	3.89%	90,000.00
FFCB 4.125 3/12/2029	4.13%	3/12/2029	3/12/2024		5,000,000.00	4,997,831.15	4,998,071.08	102.08	5,103,826.10	53.25	4.14%	10,312.50
FFCB 4.125 3/12/2029	4.13%	3/12/2029	3/26/2024		5,000,000.00	4,967,800.00	4,971,140.84	102.08	5,103,826.10	53.25	4.27%	10,312.50
FFCB 4.125 3/12/2029	4.13%	3/12/2029	3/26/2024		5,000,000.00	4,968,600.00	4,971,857.84	102.08	5,103,826.10	53.25	4.27%	10,312.50
FFCB 4.125 3/20/2029	4.13%	3/20/2029	3/20/2024		5,000,000.00	4,978,550.00	4,980,828.92	102.09	5,104,296.60	53.51	4.22%	5,729.17
FFCB 4.125 3/20/2029	4.13%	3/20/2029	3/20/2024		5,000,000.00	4,978,120.50	4,980,445.05	102.09	5,104,296.60	53.51	4.22%	5,729.17
FFCB 4.125 3/20/2029	4.13%	3/20/2029	3/26/2024		10,000,000.00	9,933,242.90	9,940,138.69	102.09	10,208,593.20	53.51	4.28%	11,458.33
FFCB 4.5 5/20/2027	4.50%	5/20/2027	9/9/2024		12,875,000.00	13,173,365.25	13,166,991.22	102.25	13,164,063.06	31.54	3.59%	209,218.75
FHLB 4.125 9/10/2027	4.13%	9/10/2027	9/9/2024		7,780,000.00	7,902,356.06	7,900,011.65	101.44	7,892,056.27	35.25	3.57%	17,829.17
FHLB 4.125 9/10/2027	4.13%	9/10/2027	9/10/2024		5,000,000.00	5,078,635.00	5,077,198.74	101.44	5,072,015.60	35.25	3.57%	11,458.33
FHLB 4.5 3/9/2029	4.50%	3/9/2029	3/26/2024		10,000,000.00	10,101,500.30	10,090,951.90	103.53	10,352,688.00	53.15	4.27%	26,250.00
FHLB 4.625 3/14/2025	4.63%	3/14/2025	3/23/2023		5,000,000.00	5,024,122.80	5,005,512.83	100.05	5,002,578.20	5.41	4.36%	10,277.78
FHLB 4.75 4/9/2027	4.75%	4/9/2027	9/9/2024		5,000,000.00	5,143,236.90	5,140,043.72	102.72	5,136,102.90	30.20	3.58%	111,493.06
FHLMC 0.375 9/23/2025	0.38%	9/23/2025	3/23/2023		10,000,000.00	9,115,380.60	9,653,886.62	96.54	9,654,118.50	11.74	4.14%	729.17
FHLMC 0.74 4/28/2025-21	0.74%	4/28/2025	5/28/2020	11/28/2024	23,000,000.00	23,000,000.00	23,000,000.00	98.01	22,541,346.19	6.89	0.74%	57,678.89
FNMA 0.375 8/25/2025	0.38%	8/25/2025	3/19/2021		45,000,000.00	44,188,020.00	44,835,097.89	96.76	43,542,565.65	10.79	0.79%	16,406.25
FNMA 1.875 9/24/2026	1.88%	9/24/2026	3/23/2021		30,000,000.00	31,438,232.90	30,517,792.45	96.47	28,941,649.50	23.74	0.98%	9,375.00
Municipal Bond	5.30%	6/1/2028	11/16/2023	6/1/2026	1,000,000.00	1,006,270.00	1,005,064.38	101.99	1,019,930.00	43.93	5.14%	17,519.44
Municipal Bond	0.65%	6/1/2025	6/24/2021		2,330,000.00	2,330,000.00	2,330,000.00	97.36	2,268,534.60	8.00	0.65%	5,006.26
Municipal Bond	1.10%	8/1/2027	8/8/2023		1,850,000.00	1,624,744.00	1,689,656.15	93.04	1,721,277.00	33.93	4.47%	3,338.17
Municipal Bond	5.00%	8/1/2028	8/26/2024		1,785,000.00	1,855,918.05	1,854,189.55	104.42	1,863,968.40	45.93	3.90%	14,627.08
Municipal Bond	7.00%	6/1/2027	6/27/2023		1,100,000.00	1,179,343.00	1,153,853.72	107.64	1,183,996.00	31.93	4.96%	25,452.78
Municipal Bond	2.85%	8/1/2026	3/16/2022		1,675,000.00	1,712,888.50	1,690,875.73	98.11	1,643,392.75	21.97	2.30%	7,815.41
Municipal Bond	5.75%	6/1/2027	5/23/2023		900,000.00	949,860.00	933,036.49	103.44	930,933.00	31.93	4.24%	17,106.25
Municipal Bond	1.61%	6/15/2028	2/26/2024		3,000,000.00	2,666,490.00	2,712,557.26	92.69	2,780,580.00	44.39	4.48%	14,122.50
Municipal Bond	5.00%	6/15/2026	3/16/2022		1,250,000.00	1,385,775.00	1,304,502.46	101.92	1,274,025.00	20.43	2.30%	18,229.17
Municipal Bond	5.10%	3/1/2029	3/11/2024		7,500,000.00	7,797,225.00	7,763,999.96	104.77	7,857,375.00	52.89	4.21%	30,812.50
Municipal Bond	1.11%	8/1/2027	6/27/2023		780,000.00	679,497.00	710,467.51	92.98	725,275.20	33.93	4.60%	1,422.78
Municipal Bond	2.75%	6/15/2025	4/20/2022		2,000,000.00	2,011,400.00	2,002,553.12	99.08	1,981,640.00	8.46	2.56%	16,041.67
Municipal Bond	2.75%	6/15/2025	4/20/2022		5,000,000.00	5,028,500.00	5,006,382.81	99.08	4,954,100.00	8.46	2.56%	40,104.17
Municipal Bond	4.83%	6/1/2028	8/15/2024		1,280,000.00	1,321,984.00	1,320,590.59	103.78	1,328,320.00	43.93	3.89%	17,173.33
Municipal Bond	4.89%	8/15/2028	12/7/2023		300,000.00	300,000.00	300,000.00	104.24	312,729.00	46.39	4.89%	1,832.62
Municipal Bond	4.90%	8/15/2027	12/7/2023		300,000.00	300,000.00	300,000.00	103.40	310,188.00	34.39	4.90%	1,836.38
Municipal Bond	1.22%	8/1/2026	4/24/2024		12,182,962.00	11,989,317.89	12,026,458.32	95.25	11,604,758.62	21.97	1.94%	24,279.29

Detail of Investment Holdings
September 30, 2024

By Sector

Security Description	Coupon	Maturity Date	Settlement Date	Next Call Date	Par Value	Purchased Value	Adjusted	Market Price	Market Value	Life (mo)	Yield	Accrued Interest
							Book Value					
Municipal Bond	1.22%	8/1/2026	4/24/2024		1,447,038.00	1,424,037.81	1,428,449.19	95.30	1,379,070.63	21.97	1.94%	2,883.79
Municipal Bond	0.86%	8/1/2025	6/13/2022		1,020,000.00	952,567.80	1,002,037.71	97.31	992,531.40	10.00	3.09%	1,437.63
Municipal Bond	0.91%	6/15/2026	3/16/2022		4,750,000.00	4,484,427.50	4,643,394.54	95.02	4,513,212.50	20.43	2.30%	12,621.15
Municipal Bond	4.71%	5/1/2028	8/15/2024		7,425,000.00	7,606,986.75	7,600,808.60	101.89	7,565,629.50	42.92	3.99%	99,107.66
Municipal Bond	1.52%	3/1/2027	3/23/2022		1,180,000.00	1,126,687.60	1,153,934.85	94.47	1,114,734.20	28.92	2.50%	1,446.75
Municipal Bond	4.00%	8/15/2027	8/12/2024		1,750,000.00	1,746,010.00	1,746,188.06	100.84	1,764,612.50	34.39	4.08%	8,750.00
Municipal Bond	2.04%	11/15/2028	3/11/2024		1,970,000.00	1,781,825.60	1,804,164.43	92.97	1,831,469.60	49.41	4.31%	15,048.34
Municipal Bond	3.50%	7/1/2027	5/19/2023		2,725,000.00	2,670,527.25	2,688,636.54	99.44	2,709,767.25	32.92	4.03%	23,572.08
Municipal Bond	2.13%	6/15/2025	3/16/2022		1,550,000.00	1,546,435.00	1,549,225.13	98.69	1,529,757.00	8.46	2.20%	9,615.81
Municipal Bond	2.28%	6/15/2026	3/16/2022		1,030,000.00	1,026,951.20	1,028,776.16	97.49	1,004,105.80	20.43	2.35%	6,840.49
Municipal Bond	3.00%	9/15/2027	9/9/2024		650,000.00	638,046.50	638,274.50	97.97	636,792.00	35.41	3.65%	812.50
Municipal Bond	3.40%	7/1/2025	3/1/2022		2,600,000.00	2,717,000.00	2,626,320.20	99.36	2,583,412.00	8.98	2.00%	21,873.73
Municipal Bond	1.71%	7/1/2027	5/23/2023		2,500,000.00	2,241,800.00	2,327,178.13	93.53	2,338,275.00	32.92	4.49%	10,537.85
Municipal Bond	1.71%	7/1/2027	5/25/2023		4,120,000.00	3,675,534.40	3,822,107.17	93.53	3,853,477.20	32.92	4.62%	17,366.37
Municipal Bond	1.71%	7/1/2027	8/8/2023		2,500,000.00	2,211,025.00	2,296,113.21	93.53	2,338,275.00	32.92	5.01%	10,537.85
Municipal Bond	1.26%	7/1/2025	3/8/2022		2,540,000.00	2,479,827.40	2,526,385.39	97.61	2,479,344.80	8.98	2.00%	7,899.54
Municipal Bond	1.26%	7/1/2025	3/8/2022		2,621,000.00	2,558,908.51	2,606,951.22	97.61	2,558,410.52	8.98	2.00%	8,151.46
Municipal Bond	5.00%	3/1/2026	6/9/2022		1,800,000.00	1,913,436.00	1,843,090.68	101.36	1,824,534.00	16.95	3.19%	7,250.00
Municipal Bond	4.00%	2/15/2026	5/31/2023		900,000.00	899,496.00	899,744.19	100.14	901,287.00	16.49	4.02%	4,500.00
Municipal Bond	0.85%	10/1/2025	3/18/2022		2,000,000.00	1,900,200.00	1,971,750.35	96.83	1,936,600.00	12.00	2.33%	8,472.67
Municipal Bond	1.03%	8/1/2025	2/25/2022		10,000,000.00	9,729,000.00	9,934,034.32	97.49	9,749,400.00	10.00	1.85%	16,929.72
Municipal Bond	1.03%	8/1/2025	6/16/2022		5,000,000.00	4,618,150.00	4,898,017.29	97.49	4,874,700.00	10.00	3.64%	8,464.86
Municipal Bond	3.74%	8/15/2027	6/27/2023		1,000,000.00	968,340.00	978,005.74	99.76	997,640.00	34.39	4.59%	4,680.00
Municipal Bond	2.22%	7/1/2025	2/18/2022		1,960,000.00	1,984,774.40	1,965,523.34	98.59	1,932,364.00	8.98	1.83%	10,737.75
Municipal Bond	2.32%	7/1/2026	2/18/2022		2,005,000.00	2,033,110.10	2,016,268.73	97.31	1,951,025.40	20.95	1.98%	11,479.96
Municipal Bond	3.20%	7/1/2026	3/18/2022		2,750,000.00	2,827,687.50	2,781,700.07	98.66	2,713,012.50	20.95	2.50%	21,755.56
Municipal Bond	1.76%	8/15/2026	6/13/2022		1,740,000.00	1,646,040.00	1,697,828.98	96.32	1,675,881.00	22.43	3.15%	3,834.52
Municipal Bond	1.53%	8/1/2027	6/27/2023		750,000.00	665,055.00	691,231.23	93.85	703,860.00	33.93	4.60%	1,885.54
Municipal Bond	3.48%	9/1/2027	9/9/2024		1,250,000.00	1,242,950.00	1,243,086.20	99.13	1,239,100.00	34.95	3.68%	3,504.17
Municipal Bond	1.93%	6/1/2026	6/13/2022		1,605,000.00	1,527,767.40	1,572,539.92	96.80	1,553,704.20	19.97	3.23%	10,239.45
Municipal Bond	3.58%	9/1/2028	3/12/2024		1,000,000.00	971,710.00	975,207.30	99.20	992,020.00	46.95	4.28%	2,883.89
Municipal Bond	1.80%	4/1/2027	6/23/2023		750,000.00	676,822.50	701,515.92	94.57	709,267.50	29.93	4.65%	6,719.96
Municipal Bond	1.80%	4/1/2027	8/8/2023		3,395,000.00	3,059,641.90	3,165,133.67	94.57	3,210,617.55	29.93	4.79%	30,419.01
Municipal Bond	1.10%	6/15/2026	2/18/2022		5,000,000.00	4,820,450.00	4,929,113.02	95.48	4,773,950.00	20.43	1.97%	16,070.83
Municipal Bond	0.00%	8/15/2025	6/14/2022		4,015,000.00	3,628,395.65	3,908,500.18	96.36	3,868,733.55	10.46	3.22%	-
Municipal Bond	2.25%	10/1/2026	6/10/2022		1,500,000.00	1,443,090.00	1,473,569.75	96.58	1,448,745.00	23.97	3.20%	16,788.71
Municipal Bond	1.47%	12/1/2028	3/11/2024		805,000.00	709,792.65	720,990.27	91.00	732,550.00	49.93	4.26%	3,906.31
Municipal Bond	3.68%	7/15/2027	8/8/2023		2,500,000.00	2,419,475.00	2,442,954.45	99.48	2,486,975.00	33.38	4.58%	19,166.67
Municipal Bond	3.67%	1/15/2026	3/30/2023		2,500,000.00	2,458,525.00	2,480,845.21	99.57	2,489,250.00	15.48	4.31%	19,114.58
Municipal Bond	2.64%	7/1/2026	3/8/2022		1,750,000.00	1,806,962.50	1,773,095.84	97.79	1,711,395.00	20.95	1.85%	11,417.34
Municipal Bond	1.25%	7/1/2027	6/27/2023		1,125,000.00	987,918.75	1,031,054.90	93.03	1,046,553.75	32.92	4.61%	3,476.56
Municipal Bond	1.50%	7/1/2028	8/15/2024		5,000,000.00	4,554,350.00	4,568,827.33	91.52	4,575,900.00	44.92	4.00%	18,541.67
Municipal Bond	0.79%	3/1/2025	6/29/2021		750,000.00	750,000.00	750,000.00	98.64	739,800.00	4.98	0.79%	477.29
Municipal Bond	4.25%	6/1/2028	6/29/2023		1,010,000.00	1,001,344.30	1,003,552.73	100.00	1,010,030.30	43.93	4.45%	14,189.10
Municipal Bond	2.45%	5/1/2027	6/27/2023	5/1/2026	5,000,000.00	4,622,950.00	4,746,753.45	96.36	4,818,050.00	30.92	4.61%	50,701.39
Municipal Bond	2.45%	5/1/2027	8/7/2023	5/1/2026	2,700,000.00	2,479,977.00	2,547,775.72	96.36	2,601,747.00	30.92	4.86%	27,378.75
Municipal Bond	3.17%	8/1/2026	2/24/2022		2,550,000.00	2,675,128.50	2,601,782.64	98.68	2,516,238.00	21.97	2.01%	13,247.96
Municipal Bond	3.25%	4/1/2026	3/23/2022		2,000,000.00	2,049,300.00	2,018,378.50	98.89	1,977,760.00	17.97	2.60%	32,319.44
Municipal Bond	2.99%	6/15/2025	2/24/2022		2,000,000.00	2,073,320.00	2,015,672.38	99.18	1,983,520.00	8.46	1.84%	17,418.33
Municipal Bond	2.00%	8/1/2027	6/27/2023		465,000.00	419,462.55	433,495.15	94.70	440,336.40	33.93	4.65%	1,522.64
Municipal Bond	3.38%	7/1/2027	8/20/2024		545,000.00	532,775.65	533,255.27	98.17	535,010.15	32.92	4.22%	4,554.08
Municipal Bond	2.07%	8/1/2025	3/25/2022		1,000,000.00	988,750.00	997,198.98	98.23	982,320.00	10.00	2.42%	3,390.86

Detail of Investment Holdings
September 30, 2024

By Sector

Security Description	Coupon	Maturity Date	Settlement Date	Next Call Date	Par Value	Purchased Value	Adjusted Book Value	Market Price	Market Value	Life (mo)	Yield	Accrued Interest
Municipal Bond	3.45%	2/1/2029	3/11/2024		5,000,000.00	4,814,450.00	4,835,516.36	97.83	4,891,550.00	51.97	4.30%	28,270.83
Municipal Bond	3.48%	8/1/2026	8/23/2024		890,000.00	901,298.57	900,692.15	99.01	881,171.20	21.97	2.80%	5,075.97
Municipal Bond	3.48%	8/1/2026	8/23/2024		110,000.00	111,396.45	111,321.50	99.15	109,063.90	21.97	2.80%	627.37
Municipal Bond	3.67%	4/1/2026	6/13/2022		1,150,000.00	1,171,620.00	1,158,535.85	99.48	1,143,997.00	17.97	3.14%	20,990.98
Municipal Bond	2.21%	4/1/2027	6/27/2023		555,000.00	512,031.90	526,448.42	96.11	533,388.30	29.93	4.47%	6,101.44
Municipal Bond	2.64%	10/1/2024	6/17/2021		5,000,000.00	5,359,800.00	5,000,299.33	100.00	5,000,000.00	0.03	0.43%	65,533.89
Municipal Bond	5.47%	6/15/2027	6/27/2023		1,300,000.00	1,338,038.00	1,325,936.19	102.92	1,337,934.00	32.39	4.66%	20,748.00
Municipal Bond	1.42%	5/1/2027	6/27/2023		3,000,000.00	2,677,320.00	2,783,271.20	94.17	2,825,160.00	30.92	4.50%	17,606.83
Municipal Bond	0.00%	6/1/2026	3/24/2022		2,750,000.00	2,471,177.50	2,639,017.71	93.26	2,564,540.00	19.97	2.57%	-
Municipal Bond	0.99%	9/15/2025	6/10/2022		2,250,000.00	2,107,282.50	2,208,129.82	97.14	2,185,605.00	11.48	3.05%	931.88
Municipal Bond	2.28%	3/1/2026	2/17/2022		4,380,000.00	4,428,705.60	4,397,094.91	97.66	4,277,683.20	16.95	1.99%	8,026.96
Municipal Bond	1.46%	5/1/2027	6/27/2023		725,000.00	643,807.25	670,466.69	93.85	680,383.50	30.92	4.68%	4,393.02
Municipal Bond	2.40%	8/1/2026	2/17/2022		3,270,000.00	3,322,810.50	3,291,760.78	97.32	3,182,298.60	21.97	2.02%	12,851.28
Municipal Bond	1.10%	3/1/2027	2/24/2022		1,600,000.00	1,525,472.00	1,564,099.57	93.04	1,488,576.00	28.92	2.08%	1,420.36
Municipal Bond	1.46%	6/1/2027	6/30/2023		600,000.00	524,550.00	548,681.35	93.75	562,518.00	31.93	5.04%	2,897.65
Municipal Bond	3.18%	8/1/2026	3/23/2022		2,205,000.00	2,240,897.40	2,220,107.57	98.68	2,175,916.05	21.97	2.78%	11,477.27
Municipal Bond	0.00%	8/1/2028	8/15/2024		1,365,000.00	1,162,734.30	1,169,164.31	85.33	1,164,809.10	45.93	4.09%	-
Municipal Bond	2.35%	6/1/2026	6/10/2022		2,240,000.00	2,169,350.40	2,210,368.04	97.23	2,177,974.40	19.97	3.20%	17,393.04
Municipal Bond	1.24%	3/1/2027	6/27/2023		700,000.00	620,158.00	647,564.67	94.00	657,986.00	28.92	4.65%	696.97
Municipal Bond	5.00%	8/15/2025	2/18/2022		1,210,000.00	1,338,598.80	1,242,200.17	100.58	1,216,993.80	10.46	1.84%	7,562.50
Municipal Bond	3.04%	6/1/2025	6/22/2022		8,000,000.00	7,997,600.00	7,999,455.26	99.27	7,941,520.00	8.00	3.05%	80,391.11
Municipal Bond	3.15%	6/1/2026	6/22/2022		3,000,000.00	3,000,270.00	3,000,114.19	98.88	2,966,250.00	19.97	3.15%	31,237.50
Municipal Bond	3.05%	10/1/2028	3/11/2024		920,000.00	873,080.00	878,800.58	98.91	909,935.20	47.93	4.30%	13,961.20
Municipal Bond	1.19%	7/1/2026	6/14/2022		3,445,000.00	3,157,859.25	3,320,857.28	95.12	3,276,987.35	20.95	3.41%	10,092.41
Municipal Bond	1.36%	5/15/2027	8/7/2023		1,645,000.00	1,461,960.85	1,517,789.78	93.99	1,546,151.95	31.38	4.60%	8,358.66
Municipal Bond	6.07%	8/1/2025	6/13/2022		1,000,000.00	1,075,720.00	1,020,169.96	101.52	1,015,180.00	10.00	3.50%	9,948.06
Municipal Bond	4.00%	11/1/2028	3/11/2024		985,000.00	974,490.05	975,748.02	100.30	987,925.45	48.95	4.26%	16,307.22
Municipal Bond	4.20%	5/1/2026	5/25/2023		2,980,000.00	2,986,436.80	2,983,470.59	100.30	2,988,999.60	18.95	4.11%	51,802.33
Municipal Bond	4.63%	8/1/2027	8/1/2023		3,295,000.00	3,315,593.75	3,309,589.00	102.19	3,367,061.65	33.93	4.45%	24,975.64
Municipal Bond	4.00%	9/15/2027	9/9/2024		1,120,000.00	1,131,760.00	1,131,535.69	100.77	1,128,590.40	35.41	3.63%	1,866.67
Municipal Bond	1.51%	5/15/2028	5/18/2023		2,160,000.00	1,916,524.80	1,983,400.39	92.38	1,995,494.40	43.38	4.02%	12,190.50
Municipal Bond	1.41%	2/1/2027	6/27/2023		2,000,000.00	1,796,960.00	1,868,139.80	94.57	1,891,440.00	28.00	4.50%	4,628.22
Municipal Bond	4.00%	8/15/2028	8/27/2024		2,535,000.00	2,549,753.70	2,549,407.51	100.96	2,559,412.05	46.39	3.84%	12,675.00
Municipal Bond	3.24%	4/1/2027	8/20/2024		1,040,000.00	1,018,160.00	1,019,098.62	98.64	1,025,856.00	29.93	4.09%	16,728.54
Municipal Bond	1.32%	5/15/2027	5/18/2023		2,500,000.00	2,256,150.00	2,339,942.08	93.61	2,340,225.00	31.38	3.98%	12,337.50
Municipal Bond	3.00%	8/1/2025	3/1/2022		915,000.00	945,057.75	922,339.96	98.99	905,785.95	10.00	2.00%	4,498.75
Municipal Bond	0.00%	8/15/2025	6/13/2022		1,000,000.00	906,450.00	974,251.55	96.18	961,840.00	10.46	3.12%	-
Municipal Bond	1.25%	5/1/2028	3/19/2024		3,810,000.00	3,355,848.00	3,414,730.74	91.38	3,481,387.50	42.92	4.45%	19,727.23
Municipal Bond	5.40%	6/15/2027	8/8/2023		4,840,000.00	4,955,579.20	4,921,160.09	103.79	5,023,629.60	32.39	4.71%	76,230.00
Treasury Note	0.50%	2/28/2026	3/23/2021		30,000,000.00	29,479,687.50	29,851,091.93	95.51	28,653,515.70	16.92	0.86%	12,430.94
Total / Average					691,509,044.17	684,048,489.69	686,975,263.05		683,171,232.67	21.61	3.34%	2,970,371.78

(1) **Weighted average life** - For purposes of calculating weighted average life bank, pool, and money market investments are assumed to mature the next business day.

(2) **Weighted average yield to maturity** - The weighted average yield to maturity is based on adjusted book value, realized and unrealized gains/losses and investment advisory fees are not considered. The yield is for this month only.

Detail of Investment Holdings
September 30, 2024

By Maturity

Security Description	Coupon	Maturity Date	Settlement Date	Next Call Date	Par Value	Purchased Value	Adjusted Book Value	Market Price	Market Value	Life (mo)	Yield	Accrued Interest
CAPITAL ONE Cash	0.00%	10/1/2024	4/30/2016	N/A	7,647,333.45	7,647,333.45	7,647,333.45	100.00	7,647,333.45	0.03	0.00%	
Municipal Bond	2.64%	10/1/2024	6/17/2021		5,000,000.00	5,359,800.00	5,000,299.33	100.00	5,000,000.00	0.03	0.43%	65,533.89
Prosperity Bank Cash	0.25%	10/1/2024	6/8/2020	N/A	732,989.37	732,989.37	732,989.37	100.00	732,989.37	0.03	0.25%	
Texas Daily LGIP	5.16%	10/1/2024	1/6/2009	N/A	23,099,722.77	23,099,722.77	23,099,722.77	100.00	23,099,722.77	0.03	5.16%	
Texas Daily LGIP	5.28%	10/1/2024	2/27/2023	N/A	9,702,907.18	9,702,907.18	9,702,907.18	100.00	9,702,907.18	0.03	5.28%	
TexasCLASS LGIP	5.29%	10/1/2024	5/1/2018	N/A	18,580,034.61	18,580,034.61	18,580,034.61	100.00	18,580,034.61	0.03	5.29%	
TexasCLASS LGIP	5.11%	10/1/2024	1/29/2020	N/A	15,103,723.66	15,103,723.66	15,103,723.66	100.00	15,103,723.66	0.03	5.11%	
TexasFIT LGIP	5.31%	10/1/2024	1/7/2020	N/A	20,794,322.82	20,794,322.82	20,794,322.82	100.00	20,794,322.82	0.03	5.31%	
TexasFIT LGIP	5.21%	10/1/2024	1/30/2020	N/A	20,580,496.45	20,580,496.45	20,580,496.45	100.00	20,580,496.45	0.03	5.21%	
Municipal Bond	0.79%	3/1/2025	6/29/2021		750,000.00	750,000.00	750,000.00	98.64	739,800.00	4.98	0.79%	477.29
FHLB 4.625 3/14/2025	4.63%	3/14/2025	3/23/2023		5,000,000.00	5,024,122.80	5,005,512.83	100.05	5,002,578.20	5.41	4.36%	10,277.78
FHLMC 0.74 4/28/2025-21	0.74%	4/28/2025	5/28/2020	11/28/2024	23,000,000.00	23,000,000.00	23,000,000.00	98.01	22,541,346.19	6.89	0.74%	57,678.89
Municipal Bond	0.65%	6/1/2025	6/24/2021		2,330,000.00	2,330,000.00	2,330,000.00	97.36	2,268,534.60	8.00	0.65%	5,006.26
Municipal Bond	3.04%	6/1/2025	6/22/2022		8,000,000.00	7,997,600.00	7,999,455.26	99.27	7,941,520.00	8.00	3.05%	80,391.11
Municipal Bond	2.75%	6/15/2025	4/20/2022		2,000,000.00	2,011,400.00	2,002,553.12	99.08	1,981,640.00	8.46	2.56%	16,041.67
Municipal Bond	2.75%	6/15/2025	4/20/2022		5,000,000.00	5,028,500.00	5,006,382.81	99.08	4,954,100.00	8.46	2.56%	40,104.17
Municipal Bond	2.13%	6/15/2025	3/16/2022		1,550,000.00	1,546,435.00	1,549,225.13	98.69	1,529,757.00	8.46	2.20%	9,615.81
Municipal Bond	2.99%	6/15/2025	2/24/2022		2,000,000.00	2,073,320.00	2,015,672.38	99.18	1,983,520.00	8.46	1.84%	17,418.33
Municipal Bond	3.40%	7/1/2025	3/1/2022		2,600,000.00	2,717,000.00	2,626,320.20	99.36	2,583,412.00	8.98	2.00%	21,873.73
Municipal Bond	1.26%	7/1/2025	3/8/2022		2,540,000.00	2,479,827.40	2,526,385.39	97.61	2,479,344.80	8.98	2.00%	7,899.54
Municipal Bond	1.26%	7/1/2025	3/8/2022		2,621,000.00	2,558,908.51	2,606,951.22	97.61	2,558,410.52	8.98	2.00%	8,151.46
Municipal Bond	2.22%	7/1/2025	2/18/2022		1,960,000.00	1,984,774.40	1,965,523.34	98.59	1,932,364.00	8.98	1.83%	10,737.75
East West Bank 4.87 7/31/2025	4.87%	7/31/2025	7/31/2024		17,743,966.05	17,743,966.05	17,743,966.05	100.00	17,743,966.05	9.97	4.87%	144,416.44
Municipal Bond	0.86%	8/1/2025	6/13/2022		1,020,000.00	952,567.80	1,002,037.71	97.31	992,531.40	10.00	3.09%	1,437.63
Municipal Bond	1.03%	8/1/2025	2/25/2022		10,000,000.00	9,729,000.00	9,934,034.32	97.49	9,749,400.00	10.00	1.85%	16,929.72
Municipal Bond	1.03%	8/1/2025	6/16/2022		5,000,000.00	4,618,150.00	4,898,017.29	97.49	4,874,700.00	10.00	3.64%	8,464.86
Municipal Bond	2.07%	8/1/2025	3/25/2022		1,000,000.00	988,750.00	997,198.98	98.23	982,320.00	10.00	2.42%	3,390.86
Municipal Bond	6.07%	8/1/2025	6/13/2022		1,000,000.00	1,075,720.00	1,020,169.96	101.52	1,015,180.00	10.00	3.50%	9,948.06
Municipal Bond	3.00%	8/1/2025	3/1/2022		915,000.00	945,057.75	922,339.96	98.99	905,785.95	10.00	2.00%	4,498.75
Municipal Bond	0.00%	8/15/2025	6/14/2022		4,015,000.00	3,628,395.65	3,908,500.18	96.36	3,868,733.55	10.46	3.22%	-
Municipal Bond	5.00%	8/15/2025	2/18/2022		1,210,000.00	1,338,598.80	1,242,200.17	100.58	1,216,993.80	10.46	1.84%	7,562.50
Municipal Bond	0.00%	8/15/2025	6/13/2022		1,000,000.00	906,450.00	974,251.55	96.18	961,840.00	10.46	3.12%	-
FNMA 0.375 8/25/2025	0.38%	8/25/2025	3/19/2021		45,000,000.00	44,188,020.00	44,835,097.89	96.76	43,542,565.65	10.79	0.79%	16,406.25
Municipal Bond	0.99%	9/15/2025	6/10/2022		2,250,000.00	2,107,282.50	2,208,129.82	97.14	2,185,605.00	11.48	3.05%	931.88
FHLMC 0.375 9/23/2025	0.38%	9/23/2025	3/23/2023		10,000,000.00	9,115,380.60	9,653,886.62	96.54	9,654,118.50	11.74	4.14%	729.17
Municipal Bond	0.85%	10/1/2025	3/18/2022		2,000,000.00	1,900,200.00	1,971,750.35	96.83	1,936,600.00	12.00	2.33%	8,472.67
Compound CD	5.10%	10/10/2025	10/10/2023		5,215,547.81	5,215,547.81	5,215,547.81	100.00	5,215,547.81	12.30	5.10%	259,434.21
Municipal Bond	3.67%	1/15/2026	3/30/2023		2,500,000.00	2,458,525.00	2,480,845.21	99.57	2,489,250.00	15.48	4.31%	19,114.58
Municipal Bond	4.00%	2/15/2026	5/31/2023		900,000.00	899,496.00	899,744.19	100.14	901,287.00	16.49	4.02%	4,500.00
T-Note 0.5 2/28/2026	0.50%	2/28/2026	3/23/2021		30,000,000.00	29,479,687.50	29,851,091.93	95.51	28,653,515.70	16.92	0.86%	12,430.94
Municipal Bond	5.00%	3/1/2026	6/9/2022		1,800,000.00	1,913,436.00	1,843,090.68	101.36	1,824,534.00	16.95	3.19%	7,250.00
Municipal Bond	2.28%	3/1/2026	2/17/2022		4,380,000.00	4,428,705.60	4,397,094.91	97.66	4,277,683.20	16.95	1.99%	8,026.96
Municipal Bond	3.25%	4/1/2026	3/23/2022		2,000,000.00	2,049,300.00	2,018,378.50	98.89	1,977,760.00	17.97	2.60%	32,319.44
Municipal Bond	3.67%	4/1/2026	6/13/2022		1,150,000.00	1,171,620.00	1,158,535.85	99.48	1,143,997.00	17.97	3.14%	20,990.98
Municipal Bond	4.20%	5/1/2026	5/25/2023		2,980,000.00	2,986,436.80	2,983,470.59	100.30	2,988,999.60	18.95	4.11%	51,802.33
FFCB 4 5/26/2026	4.00%	5/26/2026	5/26/2023		5,000,000.00	5,000,000.00	5,000,000.00	100.31	5,015,562.30	19.77	4.00%	68,888.89
Municipal Bond	1.93%	6/1/2026	6/13/2022		1,605,000.00	1,527,767.40	1,572,539.92	96.80	1,553,704.20	19.97	3.23%	10,239.45
Municipal Bond	0.00%	6/1/2026	3/24/2022		2,750,000.00	2,471,177.50	2,639,017.71	93.26	2,564,540.00	19.97	2.57%	-
Municipal Bond	2.35%	6/1/2026	6/10/2022		2,240,000.00	2,169,350.40	2,210,368.04	97.23	2,177,974.40	19.97	3.20%	17,393.04
Municipal Bond	3.15%	6/1/2026	6/22/2022		3,000,000.00	3,000,270.00	3,000,114.19	98.88	2,966,250.00	19.97	3.15%	31,237.50
Municipal Bond	5.00%	6/15/2026	3/16/2022		1,250,000.00	1,385,775.00	1,304,502.46	101.92	1,274,025.00	20.43	2.30%	18,229.17
Municipal Bond	0.91%	6/15/2026	3/16/2022		4,750,000.00	4,484,427.50	4,643,394.54	95.02	4,513,212.50	20.43	2.30%	12,621.15
Municipal Bond	2.28%	6/15/2026	3/16/2022		1,030,000.00	1,026,951.20	1,028,776.16	97.49	1,004,105.80	20.43	2.35%	6,840.49
Municipal Bond	1.10%	6/15/2026	2/18/2022		5,000,000.00	4,820,450.00	4,929,113.02	95.48	4,773,950.00	20.43	1.97%	16,070.83

Detail of Investment Holdings
September 30, 2024

By Maturity

Security Description	Coupon	Maturity Date	Settlement Date	Next Call Date	Par Value	Purchased Value	Adjusted Book Value	Market Price	Market Value	Life (mo)	Yield	Accrued Interest
Municipal Bond	2.32%	7/1/2026	2/18/2022		2,005,000.00	2,033,110.10	2,016,268.73	97.31	1,951,025.40	20.95	1.98%	11,479.96
Municipal Bond	3.20%	7/1/2026	3/18/2022		2,750,000.00	2,827,687.50	2,781,700.07	98.66	2,713,012.50	20.95	2.50%	21,755.56
Municipal Bond	2.64%	7/1/2026	3/8/2022		1,750,000.00	1,806,962.50	1,773,095.84	97.79	1,711,395.00	20.95	1.85%	11,417.34
Municipal Bond	1.19%	7/1/2026	6/14/2022		3,445,000.00	3,157,859.25	3,320,857.28	95.12	3,276,987.35	20.95	3.41%	10,092.41
Municipal Bond	2.85%	8/1/2026	3/16/2022		1,675,000.00	1,712,888.50	1,690,875.73	98.11	1,643,392.75	21.97	2.30%	7,815.41
Municipal Bond	1.22%	8/1/2026	4/24/2024		12,182,962.00	11,989,317.89	12,026,458.32	95.25	11,604,758.62	21.97	1.94%	24,279.29
Municipal Bond	1.22%	8/1/2026	4/24/2024		1,447,038.00	1,424,037.81	1,428,449.19	95.30	1,379,070.63	21.97	1.94%	2,883.79
Municipal Bond	3.17%	8/1/2026	2/24/2022		2,550,000.00	2,675,128.50	2,601,782.64	98.68	2,516,238.00	21.97	2.01%	13,247.96
Municipal Bond	3.48%	8/1/2026	8/23/2024		890,000.00	901,298.57	900,692.15	99.01	881,171.20	21.97	2.80%	5,075.97
Municipal Bond	3.48%	8/1/2026	8/23/2024		110,000.00	111,396.45	111,321.50	99.15	109,063.90	21.97	2.80%	627.37
Municipal Bond	2.40%	8/1/2026	2/17/2022		3,270,000.00	3,322,810.50	3,291,760.78	97.32	3,182,298.60	21.97	2.02%	12,851.28
Municipal Bond	3.18%	8/1/2026	3/23/2022		2,205,000.00	2,240,897.40	2,220,107.57	98.68	2,175,916.05	21.97	2.78%	11,477.27
FAMC 4.65 8/7/2026	4.65%	8/7/2026	8/7/2023		10,000,000.00	9,986,354.80	9,991,583.80	101.47	10,147,264.50	22.16	4.70%	68,458.33
Municipal Bond	1.76%	8/15/2026	6/13/2022		1,740,000.00	1,646,040.00	1,697,828.98	96.32	1,675,881.00	22.43	3.15%	3,834.52
FNMA 1.875 9/24/2026	1.88%	9/24/2026	3/23/2021		30,000,000.00	31,438,232.90	30,517,792.45	96.47	28,941,649.50	23.74	0.98%	9,375.00
Municipal Bond	2.25%	10/1/2026	6/10/2022		1,500,000.00	1,443,090.00	1,473,569.75	96.58	1,448,745.00	23.97	3.20%	16,788.71
Municipal Bond	1.41%	2/1/2027	6/27/2023		2,000,000.00	1,796,960.00	1,868,139.80	94.57	1,891,440.00	28.00	4.50%	4,628.22
Municipal Bond	1.52%	3/1/2027	3/23/2022		1,180,000.00	1,126,687.60	1,153,934.85	94.47	1,114,734.20	28.92	2.50%	1,446.75
Municipal Bond	1.10%	3/1/2027	2/24/2022		1,600,000.00	1,525,472.00	1,564,099.57	93.04	1,488,576.00	28.92	2.08%	1,420.36
Municipal Bond	1.24%	3/1/2027	6/27/2023		700,000.00	620,158.00	647,564.67	94.00	657,986.00	28.92	4.65%	696.97
Municipal Bond	1.80%	4/1/2027	6/23/2023		750,000.00	676,822.50	701,515.92	94.57	709,267.50	29.93	4.65%	6,719.96
Municipal Bond	1.80%	4/1/2027	8/8/2023		3,395,000.00	3,059,641.90	3,165,133.67	94.57	3,210,617.55	29.93	4.79%	30,419.01
Municipal Bond	2.21%	4/1/2027	6/27/2023		555,000.00	512,031.90	526,448.42	96.11	533,388.30	29.93	4.47%	6,101.44
Municipal Bond	3.24%	4/1/2027	8/20/2024		1,040,000.00	1,018,160.00	1,019,098.62	98.64	1,025,856.00	29.93	4.09%	16,728.54
FHLB 4.75 4/9/2027	4.75%	4/9/2027	9/9/2024		5,000,000.00	5,143,236.90	5,140,043.72	102.72	5,136,102.90	30.20	3.58%	111,493.06
Municipal Bond	2.45%	5/1/2027	6/27/2023	5/1/2026	5,000,000.00	4,622,950.00	4,746,753.45	96.36	4,818,050.00	30.92	4.61%	50,701.39
Municipal Bond	2.45%	5/1/2027	8/7/2023	5/1/2026	2,700,000.00	2,479,977.00	2,547,775.72	96.36	2,601,747.00	30.92	4.86%	27,378.75
Municipal Bond	1.42%	5/1/2027	6/27/2023		3,000,000.00	2,677,320.00	2,783,271.20	94.17	2,825,160.00	30.92	4.50%	17,606.83
Municipal Bond	1.46%	5/1/2027	6/27/2023		725,000.00	643,807.25	670,466.69	93.85	680,383.50	30.92	4.68%	4,393.02
Municipal Bond	1.36%	5/15/2027	8/7/2023		1,645,000.00	1,461,960.85	1,517,789.78	93.99	1,546,151.95	31.38	4.60%	8,358.66
Municipal Bond	1.32%	5/15/2027	5/18/2023		2,500,000.00	2,256,150.00	2,339,942.08	93.61	2,340,225.00	31.38	3.98%	12,337.50
FFCB 4.5 5/20/2027	4.50%	5/20/2027	9/9/2024		12,875,000.00	13,173,365.25	13,166,991.22	102.25	13,164,063.06	31.54	3.59%	209,218.75
Municipal Bond	7.00%	6/1/2027	6/27/2023		1,100,000.00	1,179,343.00	1,153,853.72	107.64	1,183,996.00	31.93	4.96%	25,452.78
Municipal Bond	5.75%	6/1/2027	5/23/2023		900,000.00	949,860.00	933,036.49	103.44	930,933.00	31.93	4.24%	17,106.25
Municipal Bond	1.46%	6/1/2027	6/30/2023		600,000.00	524,550.00	548,681.35	93.75	562,518.00	31.93	5.04%	2,897.65
Municipal Bond	5.47%	6/15/2027	6/27/2023		1,300,000.00	1,338,038.00	1,325,936.19	102.92	1,337,934.00	32.39	4.66%	20,748.00
Municipal Bond	5.40%	6/15/2027	8/8/2023		4,840,000.00	4,955,579.20	4,921,160.09	103.79	5,023,629.60	32.39	4.71%	76,230.00
Municipal Bond	3.50%	7/1/2027	5/19/2023		2,725,000.00	2,670,527.25	2,688,636.54	99.44	2,709,767.25	32.92	4.03%	23,572.08
FAMC 3.34 7/1/2027	3.34%	7/1/2027	9/20/2023		3,215,000.00	3,054,307.64	3,098,090.49	99.23	3,190,089.92	32.92	4.80%	26,546.97
Municipal Bond	1.71%	7/1/2027	5/23/2023		2,500,000.00	2,241,800.00	2,327,178.13	93.53	2,338,275.00	32.92	4.49%	10,537.85
Municipal Bond	1.71%	7/1/2027	5/25/2023		4,120,000.00	3,675,534.40	3,822,107.17	93.53	3,853,477.20	32.92	4.62%	17,366.37
Municipal Bond	1.71%	7/1/2027	8/8/2023		2,500,000.00	2,211,025.00	2,296,113.21	93.53	2,338,275.00	32.92	5.01%	10,537.85
Municipal Bond	1.25%	7/1/2027	6/27/2023		1,125,000.00	987,918.75	1,031,054.90	93.03	1,046,553.75	32.92	4.61%	3,476.56
Municipal Bond	3.38%	7/1/2027	8/20/2024		545,000.00	532,775.65	533,255.27	98.17	535,010.15	32.92	4.22%	4,554.08
Municipal Bond	3.68%	7/15/2027	8/8/2023		2,500,000.00	2,419,475.00	2,442,954.45	99.48	2,486,975.00	33.38	4.58%	19,166.67
Municipal Bond	1.10%	8/1/2027	8/8/2023		1,850,000.00	1,624,744.00	1,689,656.15	93.04	1,721,277.00	33.93	4.47%	3,338.17
Municipal Bond	1.11%	8/1/2027	6/27/2023		780,000.00	679,497.00	710,467.51	92.98	725,275.20	33.93	4.60%	1,422.78
Municipal Bond	1.53%	8/1/2027	6/27/2023		750,000.00	665,055.00	691,231.23	93.85	703,860.00	33.93	4.60%	1,885.54
Municipal Bond	2.00%	8/1/2027	6/27/2023		465,000.00	419,462.55	433,495.15	94.70	440,336.40	33.93	4.65%	1,522.64
Municipal Bond	4.63%	8/1/2027	8/1/2023		3,295,000.00	3,315,593.75	3,309,589.00	102.19	3,367,061.65	33.93	4.45%	24,975.64
FFCB 4 8/6/2027	4.00%	8/6/2027	8/16/2024		15,000,000.00	15,017,740.65	15,017,004.86	100.97	15,145,540.95	34.10	3.96%	90,000.00
FFCB 4 8/6/2027	4.00%	8/6/2027	8/20/2024		15,000,000.00	15,045,524.40	15,043,797.76	100.97	15,145,540.95	34.10	3.89%	90,000.00
Municipal Bond	4.90%	8/15/2027	12/7/2023		300,000.00	300,000.00	300,000.00	103.40	310,188.00	34.39	4.90%	1,836.38
Municipal Bond	4.00%	8/15/2027	8/12/2024		1,750,000.00	1,746,010.00	1,746,188.06	100.84	1,764,612.50	34.39	4.08%	8,750.00

Detail of Investment Holdings
September 30, 2024

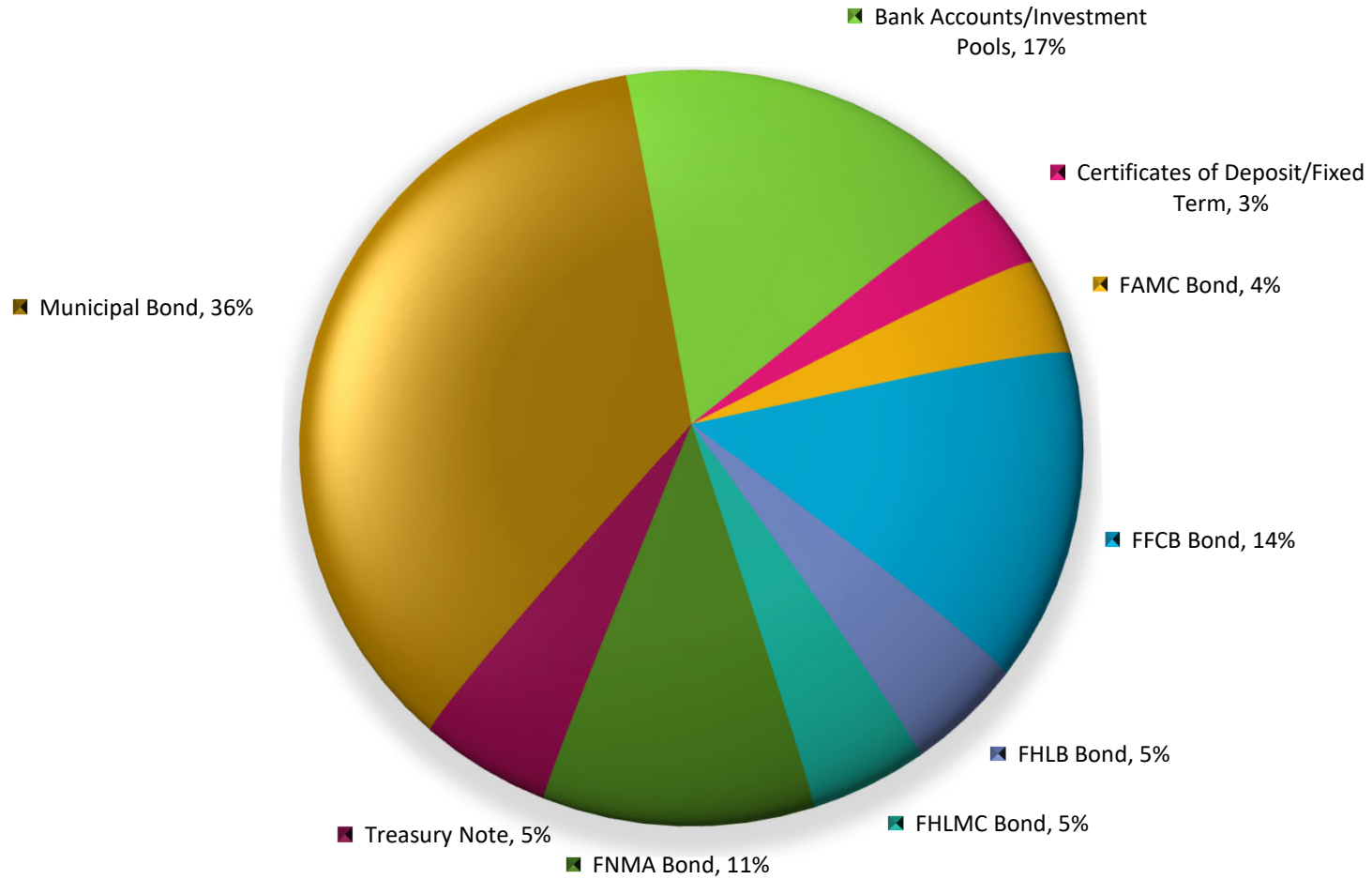
By Maturity

Security Description	Coupon	Maturity Date	Settlement Date	Next Call Date	Par Value	Purchased Value	Adjusted Book Value	Market Price	Market Value	Life (mo)	Yield	Accrued Interest
Municipal Bond	3.74%	8/15/2027	6/27/2023		1,000,000.00	968,340.00	978,005.74	99.76	997,640.00	34.39	4.59%	4,680.00
FFCB 3.75 8/16/2027	3.75%	8/16/2027	8/16/2024		10,000,000.00	9,943,938.40	9,946,242.30	100.30	10,030,364.90	34.43	3.95%	45,833.33
FFCB 3.75 8/16/2027	3.75%	8/16/2027	8/20/2024		5,000,000.00	4,982,600.00	4,983,253.90	100.30	5,015,182.45	34.43	3.87%	22,916.67
Municipal Bond	3.48%	9/1/2027	9/9/2024		1,250,000.00	1,242,950.00	1,243,086.20	99.13	1,239,100.00	34.95	3.68%	3,504.17
FHLB 4.125 9/10/2027	4.13%	9/10/2027	9/9/2024		7,780,000.00	7,902,356.06	7,900,011.65	101.44	7,892,056.27	35.25	3.57%	17,829.17
FHLB 4.125 9/10/2027	4.13%	9/10/2027	9/10/2024		5,000,000.00	5,078,635.00	5,077,198.74	101.44	5,072,015.60	35.25	3.57%	11,458.33
Municipal Bond	3.00%	9/15/2027	9/9/2024		650,000.00	638,046.50	638,274.50	97.97	636,792.00	35.41	3.65%	812.50
Municipal Bond	4.00%	9/15/2027	9/9/2024		1,120,000.00	1,131,760.00	1,131,535.69	100.77	1,128,590.40	35.41	3.63%	1,866.67
Municipal Bond	4.71%	5/1/2028	8/15/2024		7,425,000.00	7,606,986.75	7,600,808.60	101.89	7,565,629.50	42.92	3.99%	99,107.66
Municipal Bond	1.25%	5/1/2028	3/19/2024		3,810,000.00	3,355,848.00	3,414,730.74	91.38	3,481,387.50	42.92	4.45%	19,727.23
Municipal Bond	1.51%	5/15/2028	5/18/2023		2,160,000.00	1,916,524.80	1,983,400.39	92.38	1,995,494.40	43.38	4.02%	12,190.50
Municipal Bond	5.30%	6/1/2028	11/16/2023	6/1/2026	1,000,000.00	1,006,270.00	1,005,064.38	101.99	1,019,930.00	43.93	5.14%	17,519.44
Municipal Bond	4.83%	6/1/2028	8/15/2024		1,280,000.00	1,321,984.00	1,320,590.59	103.78	1,328,320.00	43.93	3.89%	17,173.33
Municipal Bond	4.25%	6/1/2028	6/29/2023		1,010,000.00	1,001,344.30	1,003,552.73	100.00	1,010,030.30	43.93	4.45%	14,189.10
Municipal Bond	1.61%	6/15/2028	2/26/2024		3,000,000.00	2,666,490.00	2,712,557.26	92.69	2,780,580.00	44.39	4.48%	14,122.50
Municipal Bond	1.50%	7/1/2028	8/15/2024		5,000,000.00	4,554,350.00	4,568,827.33	91.52	4,575,900.00	44.92	4.00%	18,541.67
Municipal Bond	5.00%	8/1/2028	8/26/2024		1,785,000.00	1,855,918.05	1,854,189.55	104.42	1,863,968.40	45.93	3.90%	14,627.08
Municipal Bond	0.00%	8/1/2028	8/15/2024		1,365,000.00	1,162,734.30	1,169,164.31	85.33	1,164,809.10	45.93	4.09%	-
Municipal Bond	4.89%	8/15/2028	12/7/2023		300,000.00	300,000.00	300,000.00	104.24	312,729.00	46.39	4.89%	1,832.62
Municipal Bond	4.00%	8/15/2028	8/27/2024		2,535,000.00	2,549,753.70	2,549,407.51	100.96	2,559,412.05	46.39	3.84%	12,675.00
Municipal Bond	3.58%	9/1/2028	3/12/2024		1,000,000.00	971,710.00	975,207.30	99.20	992,020.00	46.95	4.28%	2,883.89
Municipal Bond	3.05%	10/1/2028	3/11/2024		920,000.00	873,080.00	878,800.58	98.91	909,935.20	47.93	4.30%	13,961.20
Municipal Bond	4.00%	11/1/2028	3/11/2024		985,000.00	974,490.05	975,748.02	100.30	987,925.45	48.95	4.26%	16,307.22
Municipal Bond	2.04%	11/15/2028	3/11/2024		1,970,000.00	1,781,825.60	1,804,164.43	92.97	1,831,469.60	49.41	4.31%	15,048.34
Municipal Bond	1.47%	12/1/2028	3/11/2024		805,000.00	709,792.65	720,990.27	91.00	732,550.00	49.93	4.26%	3,906.31
Municipal Bond	3.45%	2/1/2029	3/11/2024		5,000,000.00	4,814,450.00	4,835,516.36	97.83	4,891,550.00	51.97	4.30%	28,270.83
Municipal Bond	5.10%	3/1/2029	3/11/2024		7,500,000.00	7,797,225.00	7,763,999.96	104.77	7,857,375.00	52.89	4.21%	30,812.50
FHLB 4.5 3/9/2029	4.50%	3/9/2029	3/26/2024		10,000,000.00	10,101,500.30	10,090,951.90	103.53	10,352,688.00	53.15	4.27%	26,250.00
FAMC 4.15 3/12/2029	4.15%	3/12/2029	3/26/2024		10,000,000.00	9,940,871.50	9,947,006.24	102.18	10,217,846.30	53.25	4.28%	20,750.00
FAMC 4.15 3/12/2029	4.15%	3/12/2029	3/27/2024		6,217,000.00	6,176,713.84	6,180,873.70	102.18	6,352,435.04	53.25	4.30%	12,900.28
FFCB 4.125 3/12/2029	4.13%	3/12/2029	3/12/2024		5,000,000.00	4,997,831.15	4,998,071.08	102.08	5,103,826.10	53.25	4.14%	10,312.50
FFCB 4.125 3/12/2029	4.13%	3/12/2029	3/26/2024		5,000,000.00	4,967,800.00	4,971,140.84	102.08	5,103,826.10	53.25	4.27%	10,312.50
FFCB 4.125 3/12/2029	4.13%	3/12/2029	3/26/2024		5,000,000.00	4,968,600.00	4,971,857.84	102.08	5,103,826.10	53.25	4.27%	10,312.50
FFCB 4.125 3/20/2029	4.13%	3/20/2029	3/20/2024		5,000,000.00	4,978,550.00	4,980,828.92	102.09	5,104,296.60	53.51	4.22%	5,729.17
FFCB 4.125 3/20/2029	4.13%	3/20/2029	3/20/2024		5,000,000.00	4,978,120.50	4,980,445.05	102.09	5,104,296.60	53.51	4.22%	5,729.17
FFCB 4.125 3/20/2029	4.13%	3/20/2029	3/26/2024		10,000,000.00	9,933,242.90	9,940,138.69	102.09	10,208,593.20	53.51	4.28%	11,458.33
Total / Average					691,509,044.17	684,048,489.69	686,975,263.05		683,171,232.67	21.61	3.34%	2,970,371.78

(1) **Weighted average life** - For purposes of calculating weighted average life bank, pool, and money market investments are assumed to mature the next business day.

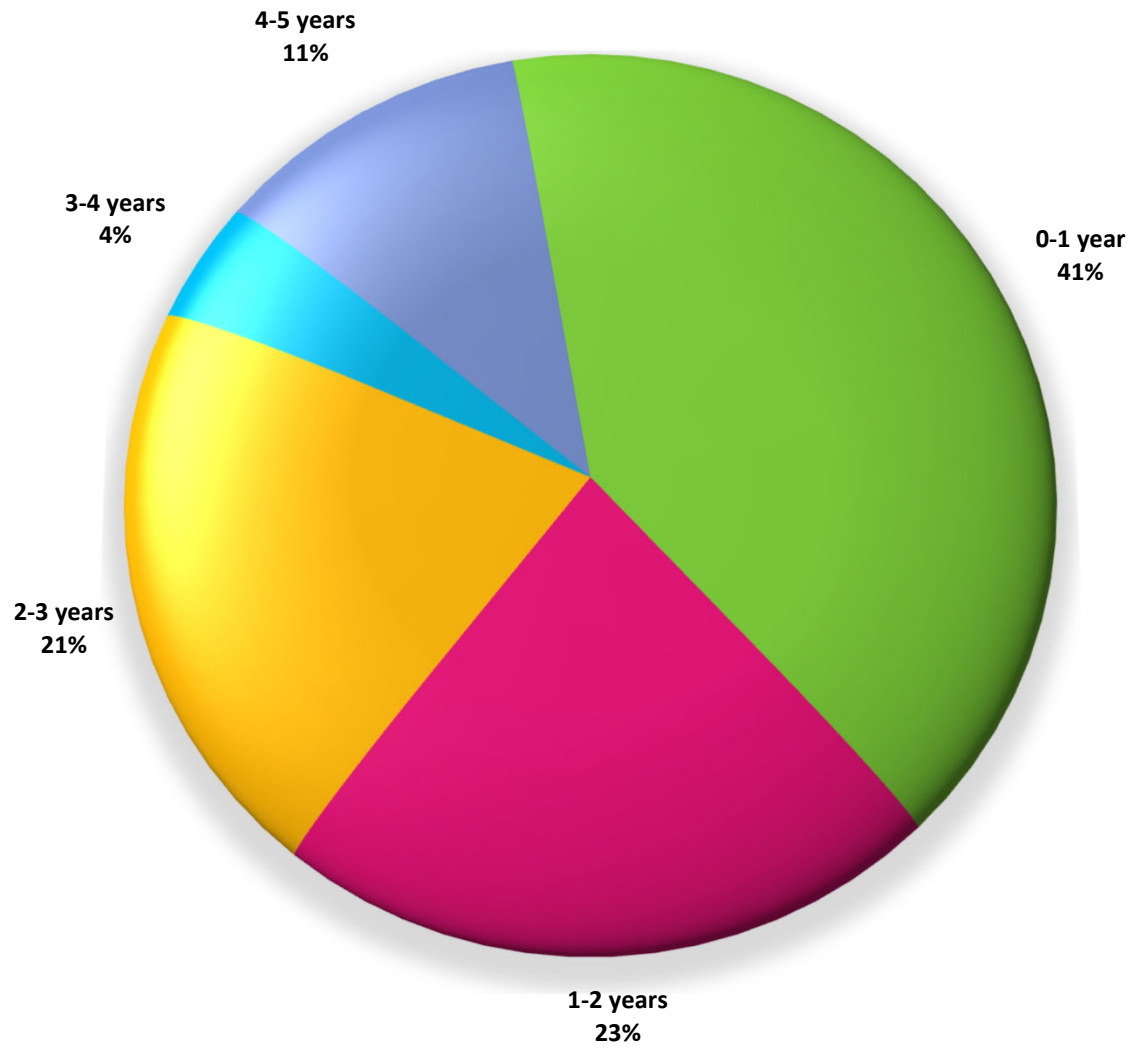
(2) **Weighted average yield to maturity** - The weighted average yield to maturity is based on adjusted book value, realized and unrealized gains/losses and investment advisory fees are not considered. The yield is for this month only.

Portfolio Composition 9/30/24

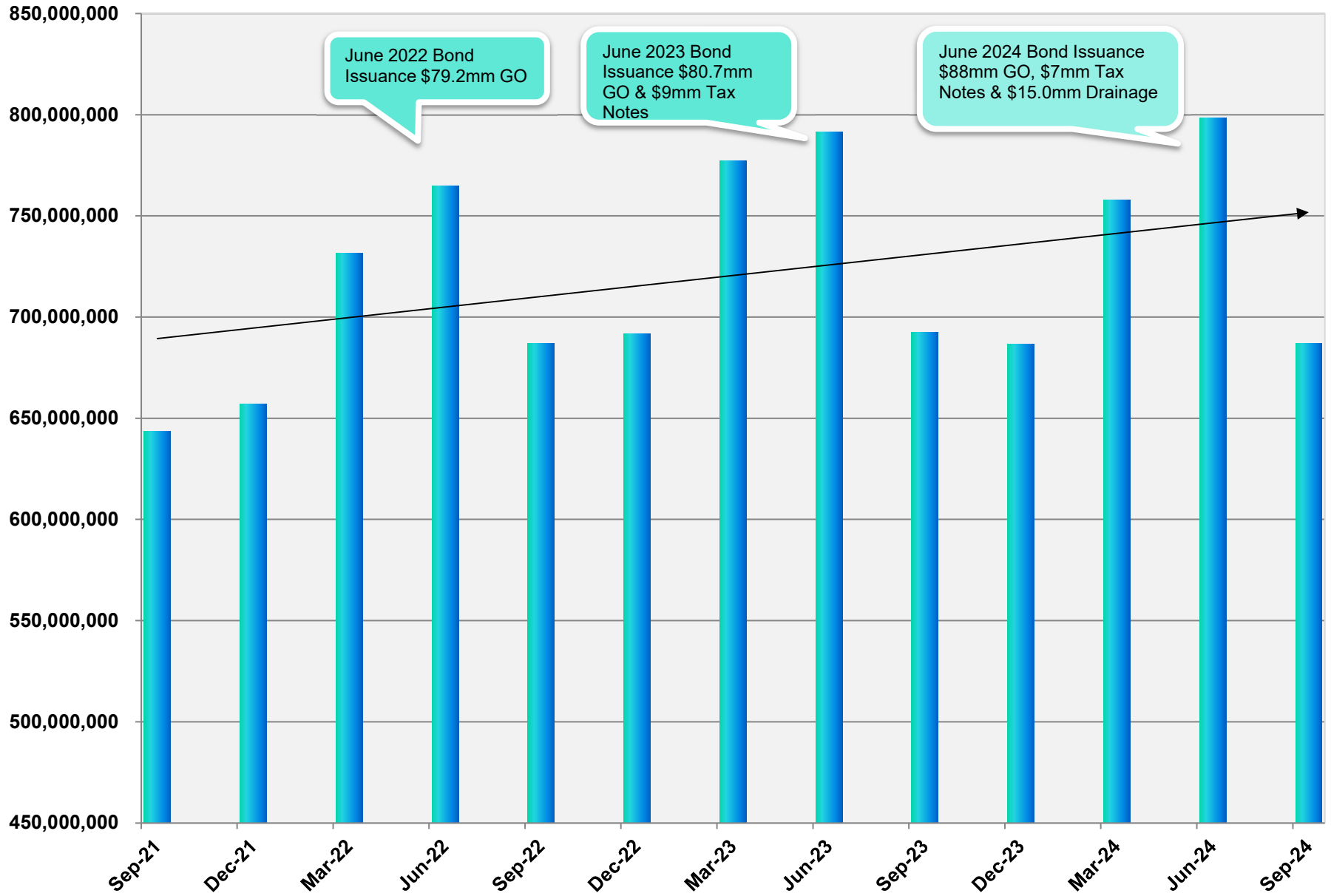


*US Backed Agency Bonds Total 39%

Portfolio Maturities 9/30/24



Quarter End Book Value



Adjusted Book Value Comparison

Investment Description	Maturity Date	June 30, 2024				September 30, 2024			
		Par Value	Adjusted Book Value	Purchase/Adjustment	(Maturity/Call/Sale/Adjustment)	Par Value	Adjusted Book Value		
								Beginning Face Amount/Shares	Beginning BV
Security Type	Maturity Date	Beginning Face Amount/Shares	Beginning BV	Purchase/Adjustment	(Maturity/Call/Sale/Adjustment)	Ending Face Amount/Shares	Ending BV		
Cash	0.00% 7/1/2024	7,999,332.57	7,999,332.57	-	(351,999.12)	7,647,333.45	7,647,333.45		
Cash	0.25% 7/1/2024	911,414.19	911,414.19	-	(178,424.82)	732,989.37	732,989.37		
Compound CD	5.10% 10/10/2025	5,215,547.81	5,215,547.81	-	-	5,215,547.81	5,215,547.81		
Compound CD	4.87% 7/31/2025	-	-	17,743,966.05	-	17,743,966.05	17,743,966.05		
Compound CD	0.00% 7/31/2024	16,783,365.37	16,783,365.37	-	(16,783,365.37)	-	-		
Local Government Investment Pool	5.16% 7/1/2024	35,563,529.50	35,563,529.50	-	(12,463,806.73)	23,099,722.77	23,099,722.77		
Local Government Investment Pool	5.28% 7/1/2024	30,163,118.30	30,163,118.30	-	(20,460,211.12)	9,702,907.18	9,702,907.18		
Local Government Investment Pool	5.29% 7/1/2024	35,573,162.79	35,573,162.79	-	(16,993,128.18)	18,580,034.61	18,580,034.61		
Local Government Investment Pool	5.11% 7/1/2024	41,227,957.33	41,227,957.33	-	(26,124,233.67)	15,103,723.66	15,103,723.66		
Local Government Investment Pool	5.31% 7/1/2024	29,241,055.98	29,241,055.98	-	(8,446,733.16)	20,794,322.82	20,794,322.82		
Local Government Investment Pool	5.21% 7/1/2024	39,338,718.22	39,338,718.22	-	(18,758,221.77)	20,580,496.45	20,580,496.45		
FAMC Bond	0.00% 8/20/2024	43,000,000.00	43,000,000.00	-	(43,000,000.00)	-	-		
FAMC Bond	4.80% 7/1/2027	3,215,000.00	3,087,377.66	10,712.83	-	3,215,000.00	3,098,090.49		
FAMC Bond	4.28% 3/12/2029	10,000,000.00	9,944,004.14	3,002.10	-	10,000,000.00	9,947,006.24		
FAMC Bond	4.30% 3/12/2029	6,217,000.00	6,178,827.14	2,046.56	-	6,217,000.00	6,180,873.70		
FAMC Bond	4.70% 8/7/2026	10,000,000.00	9,990,438.40	1,145.40	-	10,000,000.00	9,991,583.80		
FFCB Bond	3.95% 8/16/2027	-	-	9,946,242.30	-	10,000,000.00	9,946,242.30		
FFCB Bond	3.87% 8/16/2027	-	-	4,983,253.90	-	5,000,000.00	4,983,253.90		
FFCB Bond	4.00% 5/26/2026	5,000,000.00	5,000,000.00	-	-	5,000,000.00	5,000,000.00		
FFCB Bond	3.96% 8/6/2027	-	-	15,017,004.86	-	15,000,000.00	15,017,004.86		
FFCB Bond	3.89% 8/6/2027	-	-	15,043,797.76	-	15,000,000.00	15,043,797.76		
FFCB Bond	4.14% 3/12/2029	5,000,000.00	4,997,961.80	109.28	-	5,000,000.00	4,998,071.08		
FFCB Bond	4.27% 3/12/2029	5,000,000.00	4,969,505.96	1,634.88	-	5,000,000.00	4,971,140.84		
FFCB Bond	4.27% 3/12/2029	5,000,000.00	4,970,263.58	1,594.26	-	5,000,000.00	4,971,857.84		
FFCB Bond	4.22% 3/20/2029	5,000,000.00	4,979,748.19	1,080.73	-	5,000,000.00	4,980,828.92		
FFCB Bond	4.22% 3/20/2029	5,000,000.00	4,979,342.68	1,102.37	-	5,000,000.00	4,980,445.05		
FFCB Bond	4.28% 3/20/2029	10,000,000.00	9,936,764.15	3,374.54	-	10,000,000.00	9,940,138.69		
FFCB Bond	3.59% 5/20/2027	-	-	13,166,991.22	-	12,875,000.00	13,166,991.22		
FHLB Bond	0.00% 9/13/2024	16,000,000.00	16,000,000.00	-	(16,000,000.00)	-	-		
FHLB Bond	3.57% 9/10/2027	-	-	7,900,011.65	-	7,780,000.00	7,900,011.65		
FHLB Bond	3.57% 9/10/2027	-	-	5,077,198.74	-	5,000,000.00	5,077,198.74		
FHLB Bond	4.27% 3/9/2029	10,000,000.00	10,096,113.88	-	(5,161.98)	10,000,000.00	10,090,951.90		
FHLB Bond	4.36% 3/14/2025	5,000,000.00	5,008,586.65	-	(3,073.82)	5,000,000.00	5,005,512.83		
FHLB Bond	3.58% 4/9/2027	-	-	5,140,043.72	-	5,000,000.00	5,140,043.72		
FHLMC Bond	4.14% 9/23/2025	10,000,000.00	9,564,941.28	88,945.34	-	10,000,000.00	9,653,886.62		
FHLMC Bond	0.74% 4/28/2025	23,000,000.00	23,000,000.00	-	-	23,000,000.00	23,000,000.00		
FNMA Bond	0.79% 8/25/2025	45,000,000.00	44,788,985.45	46,112.44	-	45,000,000.00	44,835,097.89		
FNMA Bond	0.98% 9/24/2026	30,000,000.00	30,583,589.28	-	(65,796.83)	30,000,000.00	30,517,792.45		
Municipal Bond	5.14% 6/1/2028	1,000,000.00	1,005,412.08	-	(347.70)	1,000,000.00	1,005,064.38		
Municipal Bond	0.65% 6/1/2025	2,330,000.00	2,330,000.00	-	-	2,330,000.00	2,330,000.00		
Municipal Bond	4.47% 8/1/2027	1,850,000.00	1,675,403.36	14,252.79	-	1,850,000.00	1,689,656.15		
Municipal Bond	3.90% 8/1/2028	-	-	1,854,189.55	-	1,785,000.00	1,854,189.55		
Municipal Bond	4.96% 6/1/2027	1,100,000.00	1,158,940.51	-	(5,086.79)	1,100,000.00	1,153,853.72		
Municipal Bond	2.30% 8/1/2026	1,675,000.00	1,693,055.68	-	(2,179.95)	1,675,000.00	1,690,875.73		
Municipal Bond	4.24% 6/1/2027	900,000.00	936,156.98	-	(3,120.49)	900,000.00	933,036.49		
Municipal Bond	4.48% 6/15/2028	3,000,000.00	2,693,026.44	19,530.82	-	3,000,000.00	2,712,557.26		
Municipal Bond	2.30% 6/15/2026	1,250,000.00	1,312,550.98	-	(8,048.52)	1,250,000.00	1,304,502.46		
Municipal Bond	4.21% 3/1/2029	7,500,000.00	7,779,057.61	-	(15,057.65)	7,500,000.00	7,763,999.96		
Municipal Bond	4.60% 8/1/2027	780,000.00	704,286.84	6,180.67	-	780,000.00	710,467.51		
Municipal Bond	2.56% 6/15/2025	2,000,000.00	2,003,463.54	-	(910.42)	2,000,000.00	2,002,553.12		
Municipal Bond	2.56% 6/15/2025	5,000,000.00	5,008,658.85	-	(2,276.04)	5,000,000.00	5,006,382.81		
Municipal Bond	3.89% 6/1/2028	-	-	1,320,590.59	-	1,280,000.00	1,320,590.59		
Municipal Bond	4.89% 8/15/2028	300,000.00	300,000.00	-	-	300,000.00	300,000.00		
Municipal Bond	4.90% 8/15/2027	300,000.00	300,000.00	-	-	300,000.00	300,000.00		
Municipal Bond	1.94% 8/1/2026	12,182,962.00	12,004,968.26	21,490.06	-	12,182,962.00	12,026,458.32		

Adjusted Book Value Comparison

Investment Description	Maturity Date	June 30, 2024				September 30, 2024		
		Par Value	Adjusted Book Value	Purchase/Adjustment	(Maturity/Call/Sale/Adjustment)	Par Value	Adjusted Book Value	
Municipal Bond	1.94% 8/1/2026	1,447,038.00	1,425,896.69	2,552.50	-	1,447,038.00	1,428,449.19	
Municipal Bond	3.09% 8/1/2025	1,020,000.00	996,619.58	5,418.13	-	1,020,000.00	1,002,037.71	
Municipal Bond	2.30% 6/15/2026	4,750,000.00	4,627,651.84	15,742.70	-	4,750,000.00	4,643,394.54	
Municipal Bond	3.99% 5/1/2028	-	-	7,600,808.60	-	7,425,000.00	7,600,808.60	
Municipal Bond	2.50% 3/1/2027	1,180,000.00	1,151,216.03	2,718.82	-	1,180,000.00	1,153,934.85	
Municipal Bond	0.00% 7/1/2024	1,000,000.00	999,995.07	-	(999,995.07)	-	-	
Municipal Bond	4.08% 8/15/2027	-	-	1,746,188.06	-	1,750,000.00	1,746,188.06	
Municipal Bond	0.00% 7/15/2024	1,540,000.00	1,538,318.95	-	(1,538,318.95)	-	-	
Municipal Bond	4.31% 11/15/2028	1,970,000.00	1,794,040.43	10,124.00	-	1,970,000.00	1,804,164.43	
Municipal Bond	4.03% 7/1/2027	2,725,000.00	2,685,304.43	3,332.11	-	2,725,000.00	2,688,636.54	
Municipal Bond	2.20% 6/15/2025	1,550,000.00	1,548,948.82	276.31	-	1,550,000.00	1,549,225.13	
Municipal Bond	2.35% 6/15/2026	1,030,000.00	1,028,595.43	180.73	-	1,030,000.00	1,028,776.16	
Municipal Bond	3.65% 9/15/2027	-	-	638,274.50	-	650,000.00	638,274.50	
Municipal Bond	2.00% 7/1/2025	2,600,000.00	2,635,157.64	-	(8,837.44)	2,600,000.00	2,626,320.20	
Municipal Bond	4.49% 7/1/2027	2,500,000.00	2,311,341.87	15,836.26	-	2,500,000.00	2,327,178.13	
Municipal Bond	4.62% 7/1/2027	4,120,000.00	3,794,810.22	27,296.95	-	4,120,000.00	3,822,107.17	
Municipal Bond	5.01% 7/1/2027	2,500,000.00	2,277,430.36	18,682.85	-	2,500,000.00	2,296,113.21	
Municipal Bond	2.00% 7/1/2025	2,540,000.00	2,521,814.06	4,571.33	-	2,540,000.00	2,526,385.39	
Municipal Bond	2.00% 7/1/2025	2,621,000.00	2,602,234.12	4,717.10	-	2,621,000.00	2,606,951.22	
Municipal Bond	3.19% 3/1/2026	1,800,000.00	1,850,758.65	-	(7,667.97)	1,800,000.00	1,843,090.68	
Municipal Bond	4.02% 2/15/2026	900,000.00	899,697.40	46.79	-	900,000.00	899,744.19	
Municipal Bond	0.00% 7/1/2024	2,700,000.00	2,700,121.94	-	(2,700,121.94)	-	-	
Municipal Bond	2.33% 10/1/2025	2,000,000.00	1,964,649.34	7,101.01	-	2,000,000.00	1,971,750.35	
Municipal Bond	1.85% 8/1/2025	10,000,000.00	9,914,136.47	19,897.85	-	10,000,000.00	9,934,034.32	
Municipal Bond	3.64% 8/1/2025	5,000,000.00	4,867,255.30	30,761.99	-	5,000,000.00	4,898,017.29	
Municipal Bond	4.59% 8/15/2027	1,000,000.00	976,076.78	1,928.96	-	1,000,000.00	978,005.74	
Municipal Bond	1.83% 7/1/2025	1,960,000.00	1,967,377.89	-	(1,854.55)	1,960,000.00	1,965,523.34	
Municipal Bond	1.98% 7/1/2026	2,005,000.00	2,017,891.14	-	(1,622.41)	2,005,000.00	2,016,268.73	
Municipal Bond	2.50% 7/1/2026	2,750,000.00	2,786,264.09	-	(4,564.02)	2,750,000.00	2,781,700.07	
Municipal Bond	3.15% 8/15/2026	1,740,000.00	1,692,156.85	5,672.13	-	1,740,000.00	1,697,828.98	
Municipal Bond	4.60% 8/1/2027	750,000.00	686,007.34	5,223.89	-	750,000.00	691,231.23	
Municipal Bond	3.68% 9/1/2027	-	-	1,243,086.20	-	1,250,000.00	1,243,086.20	
Municipal Bond	3.23% 6/1/2026	1,605,000.00	1,567,636.26	4,903.66	-	1,605,000.00	1,572,539.92	
Municipal Bond	4.28% 9/1/2028	1,000,000.00	973,614.47	1,592.83	-	1,000,000.00	975,207.30	
Municipal Bond	4.65% 4/1/2027	750,000.00	696,630.34	4,885.58	-	750,000.00	701,515.92	
Municipal Bond	4.79% 4/1/2027	3,395,000.00	3,141,970.80	23,162.87	-	3,395,000.00	3,165,133.67	
Municipal Bond	1.97% 6/15/2026	5,000,000.00	4,918,644.96	10,468.06	-	5,000,000.00	4,929,113.02	
Municipal Bond	3.22% 8/15/2025	4,015,000.00	3,877,785.50	30,714.68	-	4,015,000.00	3,908,500.18	
Municipal Bond	3.20% 10/1/2026	1,500,000.00	1,470,243.37	3,326.38	-	1,500,000.00	1,473,569.75	
Municipal Bond	4.26% 12/1/2028	805,000.00	715,915.49	5,074.78	-	805,000.00	720,990.27	
Municipal Bond	4.58% 7/15/2027	2,500,000.00	2,437,799.06	5,155.39	-	2,500,000.00	2,442,954.45	
Municipal Bond	0.00% 7/1/2024	1,500,000.00	1,500,046.65	-	(1,500,046.65)	-	-	
Municipal Bond	4.31% 1/15/2026	2,500,000.00	2,477,111.64	3,733.57	-	2,500,000.00	2,480,845.21	
Municipal Bond	1.85% 7/1/2026	1,750,000.00	1,776,421.06	-	(3,325.22)	1,750,000.00	1,773,095.84	
Municipal Bond	4.61% 7/1/2027	1,125,000.00	1,022,446.38	8,608.52	-	1,125,000.00	1,031,054.90	
Municipal Bond	4.00% 7/1/2028	-	-	4,568,827.33	-	5,000,000.00	4,568,827.33	
Municipal Bond	0.79% 3/1/2025	750,000.00	750,000.00	-	-	750,000.00	750,000.00	
Municipal Bond	4.45% 6/1/2028	1,010,000.00	1,003,110.08	442.65	-	1,010,000.00	1,003,552.73	
Municipal Bond	0.00% 8/1/2024	485,000.00	485,537.55	-	(485,537.55)	-	-	
Municipal Bond	4.61% 5/1/2027	5,000,000.00	4,722,046.47	24,706.98	-	5,000,000.00	4,746,753.45	
Municipal Bond	4.86% 5/1/2027	2,700,000.00	2,532,924.57	14,851.15	-	2,700,000.00	2,547,775.72	
Municipal Bond	2.01% 8/1/2026	2,550,000.00	2,608,893.09	-	(7,110.45)	2,550,000.00	2,601,782.64	
Municipal Bond	2.60% 4/1/2026	2,000,000.00	2,021,463.95	-	(3,085.45)	2,000,000.00	2,018,378.50	
Municipal Bond	0.00% 8/1/2026	1,000,000.00	1,013,663.28	-	(1,013,663.28)	-	-	
Municipal Bond	1.84% 6/15/2025	2,000,000.00	2,021,260.98	-	(5,588.60)	2,000,000.00	2,015,672.38	
Municipal Bond	4.65% 8/1/2027	465,000.00	430,694.72	2,800.43	-	465,000.00	433,495.15	

Adjusted Book Value Comparison

Investment Description	Maturity Date	June 30, 2024				September 30, 2024			
		Par Value	Adjusted Book Value	Purchase/Adjustment	(Maturity/Call/Sale/Adjustment)	Par Value	Adjusted Book Value		
Municipal Bond	4.22%	7/1/2027	-	-	533,255.27	-	-	545,000.00	533,255.27
Municipal Bond	2.42%	8/1/2025	1,000,000.00	996,354.08	844.90	-	-	1,000,000.00	997,198.98
Municipal Bond	4.30%	2/1/2029	5,000,000.00	4,825,969.04	9,547.32	-	-	5,000,000.00	4,835,516.36
Municipal Bond	2.80%	8/1/2026	-	-	900,692.15	-	-	890,000.00	900,692.15
Municipal Bond	2.80%	8/1/2026	-	-	111,321.50	-	-	110,000.00	111,321.50
Municipal Bond	3.14%	4/1/2026	1,150,000.00	1,159,968.88	-	(1,433.03)	-	1,150,000.00	1,158,535.85
Municipal Bond	4.47%	4/1/2027	555,000.00	523,571.37	2,877.05	-	-	555,000.00	526,448.42
Municipal Bond	0.43%	10/1/2024	5,000,000.00	5,027,838.10	-	(27,538.77)	-	5,000,000.00	5,000,299.33
Municipal Bond	4.66%	6/15/2027	1,300,000.00	1,328,351.30	-	(2,415.11)	-	1,300,000.00	1,325,936.19
Municipal Bond	0.00%	7/1/2024	2,500,000.00	2,500,032.54	-	(2,500,032.54)	-	-	-
Municipal Bond	4.50%	5/1/2027	3,000,000.00	2,762,126.92	21,144.28	-	-	3,000,000.00	2,783,271.20
Municipal Bond	0.00%	9/1/2024	2,000,000.00	2,005,978.55	-	(2,005,978.55)	-	-	-
Municipal Bond	2.57%	6/1/2026	2,750,000.00	2,622,251.91	16,765.80	-	-	2,750,000.00	2,639,017.71
Municipal Bond	3.05%	9/15/2025	2,250,000.00	2,197,123.94	11,005.88	-	-	2,250,000.00	2,208,129.82
Municipal Bond	1.99%	3/1/2026	4,380,000.00	4,400,136.94	-	(3,042.03)	-	4,380,000.00	4,397,094.91
Municipal Bond	4.68%	5/1/2027	725,000.00	665,146.37	5,320.32	-	-	725,000.00	670,466.69
Municipal Bond	2.02%	8/1/2026	3,270,000.00	3,294,748.83	-	(2,988.05)	-	3,270,000.00	3,291,760.78
Municipal Bond	2.08%	3/1/2027	1,600,000.00	1,560,354.85	3,744.72	-	-	1,600,000.00	1,564,099.57
Municipal Bond	5.04%	6/1/2027	600,000.00	543,834.01	4,847.34	-	-	600,000.00	548,681.35
Municipal Bond	2.78%	8/1/2026	2,205,000.00	2,222,182.05	-	(2,074.48)	-	2,205,000.00	2,220,107.57
Municipal Bond	4.09%	8/1/2028	-	-	1,169,164.31	-	-	1,365,000.00	1,169,164.31
Municipal Bond	3.20%	6/1/2026	2,240,000.00	2,205,891.62	4,476.42	-	-	2,240,000.00	2,210,368.04
Municipal Bond	4.65%	3/1/2027	700,000.00	642,095.23	5,469.44	-	-	700,000.00	647,564.67
Municipal Bond	1.84%	8/15/2025	1,210,000.00	1,251,486.74	-	(9,286.57)	-	1,210,000.00	1,242,200.17
Municipal Bond	0.00%	8/1/2024	37,235,000.00	37,165,066.94	-	(37,165,066.94)	-	-	-
Municipal Bond	3.05%	6/1/2025	8,000,000.00	7,999,249.86	205.40	-	-	8,000,000.00	7,999,455.26
Municipal Bond	3.15%	6/1/2026	3,000,000.00	3,000,131.44	-	(17.25)	-	3,000,000.00	3,000,114.19
Municipal Bond	4.30%	10/1/2028	920,000.00	876,208.00	2,592.58	-	-	920,000.00	878,800.58
Municipal Bond	3.41%	7/1/2026	3,445,000.00	3,302,983.84	17,873.44	-	-	3,445,000.00	3,320,857.28
Municipal Bond	4.60%	5/15/2027	1,645,000.00	1,505,560.59	12,229.19	-	-	1,645,000.00	1,517,789.78
Municipal Bond	3.50%	8/1/2025	1,000,000.00	1,026,254.01	-	(6,084.05)	-	1,000,000.00	1,020,169.96
Municipal Bond	4.26%	11/1/2028	985,000.00	975,177.91	570.11	-	-	985,000.00	975,748.02
Municipal Bond	4.11%	5/1/2026	2,980,000.00	2,984,023.00	-	-	-	2,980,000.00	2,983,470.59
Municipal Bond	4.45%	8/1/2027	3,295,000.00	3,310,885.80	-	-	-	3,295,000.00	3,309,589.00
Municipal Bond	3.63%	9/15/2027	-	-	-	-	-	1,120,000.00	1,131,535.69
Municipal Bond	4.02%	5/15/2028	2,160,000.00	1,971,119.84	-	-	-	2,160,000.00	1,983,400.39
Municipal Bond	4.50%	2/1/2027	2,000,000.00	1,853,934.72	-	-	-	2,000,000.00	1,868,139.80
Municipal Bond	3.84%	8/15/2028	-	-	-	-	-	2,535,000.00	2,549,407.51
Municipal Bond	4.09%	4/1/2027	-	-	-	-	-	1,040,000.00	1,019,098.62
Municipal Bond	3.98%	5/15/2027	2,500,000.00	2,324,555.11	-	-	-	2,500,000.00	2,339,942.08
Municipal Bond	2.00%	8/1/2025	915,000.00	924,553.98	-	-	-	915,000.00	922,339.96
Municipal Bond	3.12%	8/15/2025	1,000,000.00	966,825.67	-	-	-	1,000,000.00	974,251.55
Municipal Bond	4.45%	5/1/2028	3,810,000.00	3,386,950.16	-	-	-	3,810,000.00	3,414,730.74
Municipal Bond	4.71%	6/15/2027	4,840,000.00	4,928,717.51	-	-	-	4,840,000.00	4,921,160.09
Treasury Note	0.86%	2/28/2026	30,000,000.00	29,824,542.43	-	-	-	30,000,000.00	29,851,091.93
TVA Bond	0.00%	9/15/2024	3,080,000.00	3,092,747.35	-	-	-	-	-
			\$ 803,965,202.06	\$ 798,581,194.26	\$ 116,373,247.46	\$ (229,678,481.05)	\$	691,509,044.17	\$ 686,975,263.05

Market Value Comparison

Investment Description	Yield	Maturity Date	June 30, 2024			September 30, 2024		
			Par Value	Market Value	Qtr to Qtr Change	Par Value	Market Value	
Cash	0.00%	N/A	7,999,332.57	7,999,332.57	(351,999.12)	7,647,333.45	7,647,333.45	
Cash	0.25%	N/A	911,414.19	911,414.19	(178,424.82)	732,989.37	732,989.37	
Compound CD	5.10%	10/10/2025	5,215,547.81	5,215,547.81	-	5,215,547.81	5,215,547.81	
Compound CD	4.87%	7/31/2025	-	-	17,743,966.05	17,743,966.05	17,743,966.05	
Compound CD	0.00%	7/31/2024	16,783,365.37	16,783,365.37	(16,783,365.37)	-	-	
Local Government Investment Pool	5.16%	N/A	35,563,529.50	35,563,529.50	(12,463,806.73)	23,099,722.77	23,099,722.77	
Local Government Investment Pool	5.28%	N/A	30,163,118.30	30,163,118.30	(20,460,211.12)	9,702,907.18	9,702,907.18	
Local Government Investment Pool	5.29%	N/A	35,573,162.79	35,573,162.79	(16,993,128.18)	18,580,034.61	18,580,034.61	
Local Government Investment Pool	5.11%	N/A	41,227,957.33	41,227,957.33	(26,124,233.67)	15,103,723.66	15,103,723.66	
Local Government Investment Pool	5.31%	N/A	29,241,055.98	29,241,055.98	(8,446,733.16)	20,794,322.82	20,794,322.82	
Local Government Investment Pool	5.21%	N/A	39,338,718.22	39,338,718.22	(18,758,221.77)	20,580,496.45	20,580,496.45	
FAMC Bond	0.00%	8/20/2024	43,000,000.00	42,726,928.50	(42,726,928.50)	-	-	
FAMC Bond	4.80%	7/1/2027	3,215,000.00	3,102,921.79	87,168.13	3,215,000.00	3,190,089.92	
FAMC Bond	4.28%	3/12/2029	10,000,000.00	9,909,070.50	308,775.80	10,000,000.00	10,217,846.30	
FAMC Bond	4.30%	3/12/2029	6,217,000.00	6,160,469.13	191,965.91	6,217,000.00	6,352,435.04	
FAMC Bond	4.70%	8/7/2026	10,000,000.00	9,973,459.90	173,804.60	10,000,000.00	10,147,264.50	
FFCB Bond	3.95%	8/16/2027	-	-	10,030,364.90	10,030,364.90	10,030,364.90	
FFCB Bond	3.87%	8/16/2027	-	-	5,015,182.45	5,000,000.00	5,015,182.45	
FFCB Bond	4.00%	5/26/2026	5,000,000.00	4,924,840.70	90,721.60	5,000,000.00	5,015,562.30	
FFCB Bond	3.96%	8/6/2027	-	-	15,145,540.95	15,000,000.00	15,145,540.95	
FFCB Bond	3.89%	8/6/2027	-	-	15,145,540.95	15,000,000.00	15,145,540.95	
FFCB Bond	4.14%	3/12/2029	5,000,000.00	4,951,192.15	152,633.95	5,000,000.00	5,103,826.10	
FFCB Bond	4.27%	3/12/2029	5,000,000.00	4,951,192.15	152,633.95	5,000,000.00	5,103,826.10	
FFCB Bond	4.27%	3/12/2029	5,000,000.00	4,951,192.15	152,633.95	5,000,000.00	5,103,826.10	
FFCB Bond	4.22%	3/20/2029	5,000,000.00	4,945,571.55	158,725.05	5,000,000.00	5,104,296.60	
FFCB Bond	4.22%	3/20/2029	5,000,000.00	4,945,571.55	158,725.05	5,000,000.00	5,104,296.60	
FFCB Bond	4.28%	3/20/2029	10,000,000.00	9,891,143.10	317,450.10	10,000,000.00	10,208,593.20	
FFCB Bond	3.59%	5/20/2027	-	-	13,164,063.06	12,875,000.00	13,164,063.06	
FHLB Bond	0.00%	9/13/2024	16,000,000.00	15,843,076.16	(15,843,076.16)	-	-	
FHLB Bond	3.57%	9/10/2027	-	-	7,892,056.27	7,780,000.00	7,892,056.27	
FHLB Bond	3.57%	9/10/2027	-	-	5,072,015.60	5,000,000.00	5,072,015.60	
FHLB Bond	4.27%	3/9/2029	10,000,000.00	10,047,801.30	304,886.70	10,000,000.00	10,352,688.00	
FHLB Bond	4.36%	3/14/2025	5,000,000.00	4,978,853.85	23,724.35	5,000,000.00	5,002,578.20	
FHLB Bond	3.58%	4/9/2027	-	-	5,136,102.90	5,000,000.00	5,136,102.90	
FHLMC Bond	4.14%	9/23/2025	10,000,000.00	9,451,190.10	202,928.40	10,000,000.00	9,654,118.50	
FHLMC Bond	0.74%	4/28/2025	23,000,000.00	22,130,622.54	410,723.65	23,000,000.00	22,541,346.19	
FNMA Bond	0.79%	8/25/2025	45,000,000.00	42,664,643.10	877,922.55	45,000,000.00	43,542,565.65	
FNMA Bond	0.98%	9/24/2026	30,000,000.00	28,212,999.90	728,649.60	30,000,000.00	28,941,649.50	
Municipal Bond	5.14%	6/1/2028	1,000,000.00	1,011,160.00	8,770.00	1,000,000.00	1,019,930.00	
Municipal Bond	0.65%	6/1/2025	2,330,000.00	2,234,446.70	34,087.90	2,330,000.00	2,268,534.60	
Municipal Bond	4.47%	8/1/2027	1,850,000.00	1,663,261.00	58,016.00	1,850,000.00	1,721,277.00	
Municipal Bond	3.90%	8/1/2028	-	-	1,863,968.40	1,785,000.00	1,863,968.40	
Municipal Bond	4.96%	6/1/2027	1,100,000.00	1,161,424.00	22,572.00	1,100,000.00	1,183,996.00	
Municipal Bond	2.30%	8/1/2026	1,675,000.00	1,610,964.75	32,428.00	1,675,000.00	1,643,392.75	
Municipal Bond	4.24%	6/1/2027	900,000.00	910,557.00	20,376.00	900,000.00	930,933.00	
Municipal Bond	4.48%	6/15/2028	3,000,000.00	2,680,560.00	100,020.00	3,000,000.00	2,780,580.00	
Municipal Bond	2.30%	6/15/2026	1,250,000.00	1,252,125.00	21,900.00	1,250,000.00	1,274,025.00	
Municipal Bond	4.21%	3/1/2029	7,500,000.00	7,590,150.00	267,225.00	7,500,000.00	7,857,375.00	
Municipal Bond	4.60%	8/1/2027	780,000.00	697,530.60	27,744.60	780,000.00	725,275.20	
Municipal Bond	2.56%	6/15/2025	2,000,000.00	1,955,000.00	26,640.00	2,000,000.00	1,981,640.00	
Municipal Bond	2.56%	6/15/2025	5,000,000.00	4,887,500.00	66,600.00	5,000,000.00	4,954,100.00	
Municipal Bond	3.89%	6/1/2028	-	-	1,328,320.00	1,280,000.00	1,328,320.00	
Municipal Bond	4.89%	8/15/2028	300,000.00	303,939.00	8,790.00	300,000.00	312,729.00	
Municipal Bond	4.90%	8/15/2027	300,000.00	302,712.00	7,476.00	300,000.00	310,188.00	
Municipal Bond	1.94%	8/1/2026	12,182,962.00	11,257,056.89	347,701.73	12,182,962.00	11,604,758.62	

Market Value Comparison

Investment Description	Yield	Maturity Date	June 30, 2024			September 30, 2024		
			Par Value	Market Value	Qtr to Qtr Change	Par Value	Market Value	
Municipal Bond	1.94%	8/1/2026	1,447,038.00	1,341,491.05	37,579.58	1,447,038.00	1,379,070.63	
Municipal Bond	3.09%	8/1/2025	1,020,000.00	973,702.20	18,829.20	1,020,000.00	992,531.40	
Municipal Bond	2.30%	6/15/2026	4,750,000.00	4,393,512.50	119,700.00	4,750,000.00	4,513,212.50	
Municipal Bond	3.99%	5/1/2028	-	-	7,565,629.50	7,425,000.00	7,565,629.50	
Municipal Bond	2.50%	3/1/2027	1,180,000.00	1,079,393.20	35,341.00	1,180,000.00	1,114,734.20	
Municipal Bond	0.00%	7/1/2024	1,000,000.00	1,000,000.00	(1,000,000.00)	-	-	
Municipal Bond	4.08%	8/15/2027	-	-	1,764,612.50	1,750,000.00	1,764,612.50	
Municipal Bond	0.00%	7/15/2024	1,540,000.00	1,537,258.80	(1,537,258.80)	-	-	
Municipal Bond	4.31%	11/15/2028	1,970,000.00	1,759,072.10	72,397.50	1,970,000.00	1,831,469.60	
Municipal Bond	4.03%	7/1/2027	2,725,000.00	2,629,025.50	80,741.75	2,725,000.00	2,709,767.25	
Municipal Bond	2.20%	6/15/2025	1,550,000.00	1,507,127.00	22,630.00	1,550,000.00	1,529,757.00	
Municipal Bond	2.35%	6/15/2026	1,030,000.00	981,363.40	22,742.40	1,030,000.00	1,004,105.80	
Municipal Bond	3.65%	9/15/2027	-	-	636,792.00	650,000.00	636,792.00	
Municipal Bond	2.00%	7/1/2025	2,600,000.00	2,553,122.00	30,290.00	2,600,000.00	2,583,412.00	
Municipal Bond	4.49%	7/1/2027	2,500,000.00	2,268,475.00	69,800.00	2,500,000.00	2,338,275.00	
Municipal Bond	4.62%	7/1/2027	4,120,000.00	3,738,446.80	115,030.40	4,120,000.00	3,853,477.20	
Municipal Bond	5.01%	7/1/2027	2,500,000.00	2,268,475.00	69,800.00	2,500,000.00	2,338,275.00	
Municipal Bond	2.00%	7/1/2025	2,540,000.00	2,437,815.80	41,529.00	2,540,000.00	2,479,344.80	
Municipal Bond	2.00%	7/1/2025	2,621,000.00	2,515,557.17	42,853.35	2,621,000.00	2,558,410.52	
Municipal Bond	3.19%	3/1/2026	1,800,000.00	1,799,136.00	25,398.00	1,800,000.00	1,824,534.00	
Municipal Bond	4.02%	2/15/2026	900,000.00	887,103.00	14,184.00	900,000.00	901,287.00	
Municipal Bond	0.00%	7/1/2024	2,700,000.00	2,700,000.00	(2,700,000.00)	-	-	
Municipal Bond	2.33%	10/1/2025	2,000,000.00	1,896,000.00	40,600.00	2,000,000.00	1,936,600.00	
Municipal Bond	1.85%	8/1/2025	10,000,000.00	9,561,200.00	188,200.00	10,000,000.00	9,749,400.00	
Municipal Bond	3.64%	8/1/2025	5,000,000.00	4,780,600.00	94,100.00	5,000,000.00	4,874,700.00	
Municipal Bond	4.59%	8/15/2027	1,000,000.00	970,770.00	26,870.00	1,000,000.00	997,640.00	
Municipal Bond	1.83%	7/1/2025	1,960,000.00	1,901,356.80	31,007.20	1,960,000.00	1,932,364.00	
Municipal Bond	1.98%	7/1/2026	2,005,000.00	1,902,905.40	48,120.00	2,005,000.00	1,951,025.40	
Municipal Bond	2.50%	7/1/2026	2,750,000.00	2,652,127.50	60,885.00	2,750,000.00	2,713,012.50	
Municipal Bond	3.15%	8/15/2026	1,740,000.00	1,632,276.60	43,604.40	1,740,000.00	1,675,881.00	
Municipal Bond	4.60%	8/1/2027	750,000.00	680,647.50	23,212.50	750,000.00	703,860.00	
Municipal Bond	3.68%	9/1/2027	-	-	1,239,100.00	1,250,000.00	1,239,100.00	
Municipal Bond	3.23%	6/1/2026	1,605,000.00	1,514,269.35	39,434.85	1,605,000.00	1,553,704.20	
Municipal Bond	4.28%	9/1/2028	1,000,000.00	960,860.00	31,160.00	1,000,000.00	992,020.00	
Municipal Bond	4.65%	4/1/2027	750,000.00	685,650.00	23,617.50	750,000.00	709,267.50	
Municipal Bond	4.79%	4/1/2027	3,395,000.00	3,103,709.00	106,908.55	3,395,000.00	3,210,617.55	
Municipal Bond	1.97%	6/15/2026	5,000,000.00	4,651,000.00	122,950.00	5,000,000.00	4,773,950.00	
Municipal Bond	3.22%	8/15/2025	4,015,000.00	3,782,571.65	86,161.90	4,015,000.00	3,868,733.55	
Municipal Bond	3.20%	10/1/2026	1,500,000.00	1,410,270.00	38,475.00	1,500,000.00	1,448,745.00	
Municipal Bond	4.26%	12/1/2028	805,000.00	704,358.90	28,191.10	805,000.00	732,550.00	
Municipal Bond	4.58%	7/15/2027	2,500,000.00	2,419,675.00	67,300.00	2,500,000.00	2,486,975.00	
Municipal Bond	0.00%	7/1/2024	1,500,000.00	1,500,000.00	(1,500,000.00)	-	-	
Municipal Bond	4.31%	1/15/2026	2,500,000.00	2,445,775.00	43,475.00	2,500,000.00	2,489,250.00	
Municipal Bond	1.85%	7/1/2026	1,750,000.00	1,673,070.00	38,325.00	1,750,000.00	1,711,395.00	
Municipal Bond	4.61%	7/1/2027	1,125,000.00	1,011,678.75	34,875.00	1,125,000.00	1,046,553.75	
Municipal Bond	4.00%	7/1/2028	-	-	4,575,900.00	5,000,000.00	4,575,900.00	
Municipal Bond	0.79%	3/1/2025	750,000.00	728,475.00	11,325.00	750,000.00	739,800.00	
Municipal Bond	4.45%	6/1/2028	1,010,000.00	992,739.10	17,291.20	1,010,000.00	1,010,030.30	
Municipal Bond	0.00%	8/1/2024	485,000.00	484,044.55	(484,044.55)	-	-	
Municipal Bond	4.61%	5/1/2027	5,000,000.00	4,667,950.00	150,100.00	5,000,000.00	4,818,050.00	
Municipal Bond	4.86%	5/1/2027	2,700,000.00	2,520,693.00	81,054.00	2,700,000.00	2,601,747.00	
Municipal Bond	2.01%	8/1/2026	2,550,000.00	2,453,457.00	62,781.00	2,550,000.00	2,516,238.00	
Municipal Bond	2.60%	4/1/2026	2,000,000.00	1,935,540.00	42,220.00	2,000,000.00	1,977,760.00	
Municipal Bond	0.00%	8/1/2026	1,000,000.00	968,000.00	(968,000.00)	-	-	
Municipal Bond	1.84%	6/15/2025	2,000,000.00	1,958,520.00	25,000.00	2,000,000.00	1,983,520.00	

Market Value Comparison

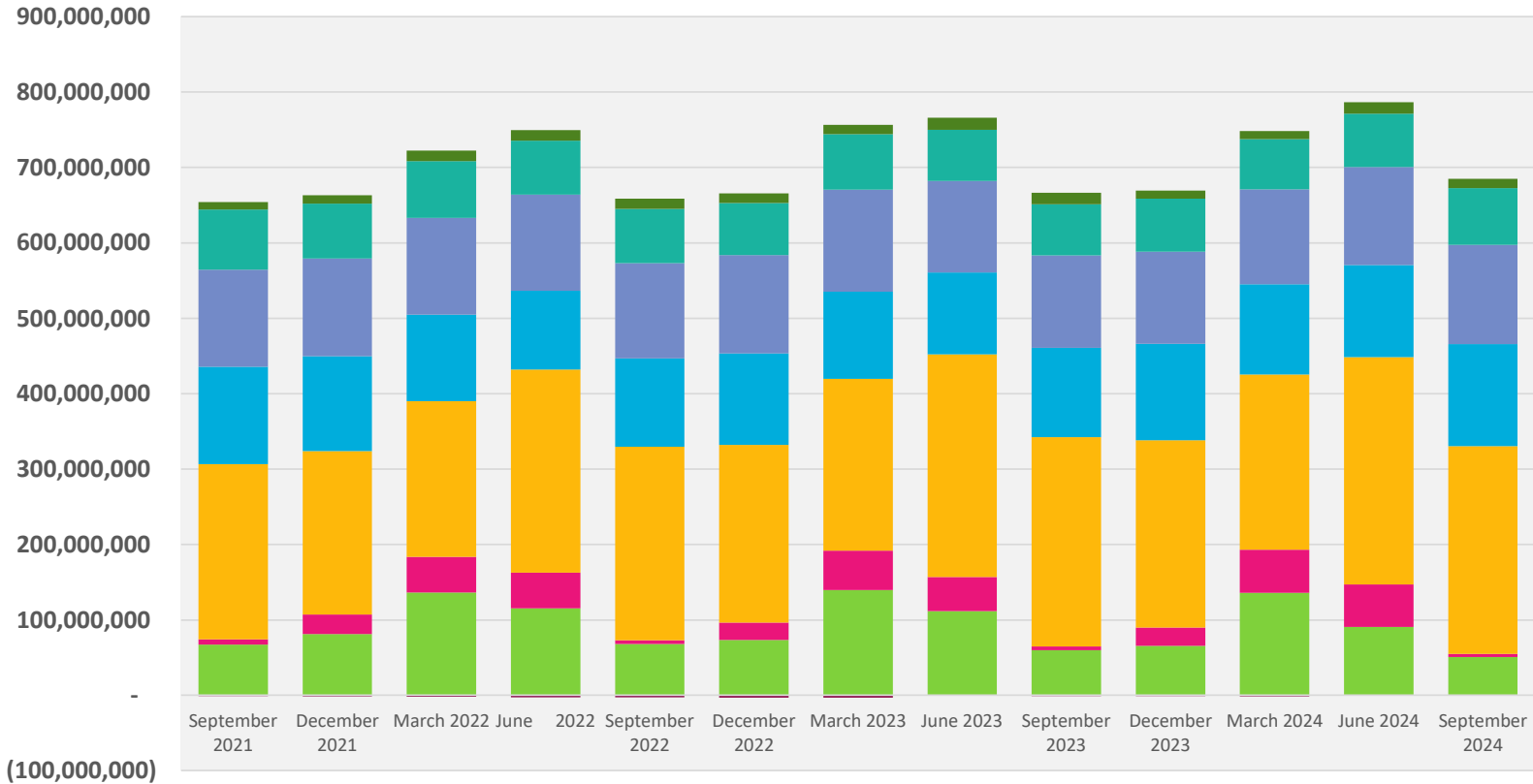
Investment Description	Yield	Maturity Date	June 30, 2024		Qtr to Qtr Change	September 30, 2024	
			Par Value	Market Value		Par Value	Market Value
Municipal Bond	4.65%	8/1/2027	465,000.00	426,237.60	14,098.80	465,000.00	440,336.40
Municipal Bond	4.22%	7/1/2027	-	-	535,010.15	545,000.00	535,010.15
Municipal Bond	2.42%	8/1/2025	1,000,000.00	966,580.00	15,740.00	1,000,000.00	982,320.00
Municipal Bond	4.30%	2/1/2029	5,000,000.00	4,718,000.00	173,550.00	5,000,000.00	4,891,550.00
Municipal Bond	2.80%	8/1/2026	-	-	881,171.20	890,000.00	881,171.20
Municipal Bond	2.80%	8/1/2026	-	-	109,063.90	110,000.00	109,063.90
Municipal Bond	3.14%	4/1/2026	1,150,000.00	1,123,354.50	20,642.50	1,150,000.00	1,143,997.00
Municipal Bond	4.47%	4/1/2027	555,000.00	517,798.35	15,589.95	555,000.00	533,388.30
Municipal Bond	0.43%	10/1/2024	5,000,000.00	4,966,950.00	33,050.00	5,000,000.00	5,000,000.00
Municipal Bond	4.66%	6/15/2027	1,300,000.00	1,317,433.00	20,501.00	1,300,000.00	1,337,934.00
Municipal Bond	0.00%	7/1/2024	2,500,000.00	2,500,000.00	(2,500,000.00)	-	-
Municipal Bond	4.50%	5/1/2027	3,000,000.00	2,728,710.00	96,450.00	3,000,000.00	2,825,160.00
Municipal Bond	0.00%	9/1/2024	2,000,000.00	1,989,040.00	(1,989,040.00)	-	-
Municipal Bond	2.57%	6/1/2026	2,750,000.00	2,489,217.50	75,322.50	2,750,000.00	2,564,540.00
Municipal Bond	3.05%	9/15/2025	2,250,000.00	2,142,405.00	43,200.00	2,250,000.00	2,185,605.00
Municipal Bond	1.99%	3/1/2026	4,380,000.00	4,189,776.60	87,906.60	4,380,000.00	4,277,683.20
Municipal Bond	4.68%	5/1/2027	725,000.00	659,416.50	20,967.00	725,000.00	680,383.50
Municipal Bond	2.02%	8/1/2026	3,270,000.00	3,111,601.20	70,697.40	3,270,000.00	3,182,298.60
Municipal Bond	2.08%	3/1/2027	1,600,000.00	1,452,976.00	35,600.00	1,600,000.00	1,488,576.00
Municipal Bond	5.04%	6/1/2027	600,000.00	541,974.00	20,544.00	600,000.00	562,518.00
Municipal Bond	2.78%	8/1/2026	2,205,000.00	2,119,115.25	56,800.80	2,205,000.00	2,175,916.05
Municipal Bond	4.09%	8/1/2028	-	-	1,164,809.10	1,365,000.00	1,164,809.10
Municipal Bond	3.20%	6/1/2026	2,240,000.00	2,128,896.00	49,078.40	2,240,000.00	2,177,974.40
Municipal Bond	4.65%	3/1/2027	700,000.00	637,175.00	20,811.00	700,000.00	657,986.00
Municipal Bond	1.84%	8/15/2025	1,210,000.00	1,206,188.50	10,805.30	1,210,000.00	1,216,993.80
Municipal Bond	0.00%	8/1/2024	37,235,000.00	37,087,177.05	(37,087,177.05)	-	-
Municipal Bond	3.05%	6/1/2025	8,000,000.00	7,850,480.00	91,040.00	8,000,000.00	7,941,520.00
Municipal Bond	3.15%	6/1/2026	3,000,000.00	2,906,730.00	59,520.00	3,000,000.00	2,966,250.00
Municipal Bond	4.30%	10/1/2028	920,000.00	865,582.00	44,353.20	920,000.00	909,935.20
Municipal Bond	3.41%	7/1/2026	3,445,000.00	3,190,138.90	86,848.45	3,445,000.00	3,276,987.35
Municipal Bond	4.60%	5/15/2027	1,645,000.00	1,493,808.05	52,343.90	1,645,000.00	1,546,151.95
Municipal Bond	3.50%	8/1/2025	1,008,000.00	1,008,330.00	6,850.00	1,008,000.00	1,015,180.00
Municipal Bond	4.26%	11/1/2028	985,000.00	962,689.75	25,235.70	985,000.00	987,925.45
Municipal Bond	4.11%	5/1/2026	2,980,000.00	2,942,452.00	46,547.60	2,980,000.00	2,988,999.60
Municipal Bond	4.45%	8/1/2027	3,295,000.00	3,284,521.90	82,539.75	3,295,000.00	3,367,061.65
Municipal Bond	3.63%	9/15/2027	-	-	1,128,590.40	1,120,000.00	1,128,590.40
Municipal Bond	4.02%	5/15/2028	2,160,000.00	1,918,447.20	77,047.20	2,160,000.00	1,995,494.40
Municipal Bond	4.50%	2/1/2027	2,000,000.00	1,836,280.00	55,160.00	2,000,000.00	1,891,440.00
Municipal Bond	3.84%	8/15/2028	-	-	2,559,412.05	2,535,000.00	2,559,412.05
Municipal Bond	4.09%	4/1/2027	-	-	1,025,856.00	1,040,000.00	1,025,856.00
Municipal Bond	3.98%	5/15/2027	2,500,000.00	2,270,300.00	69,925.00	2,500,000.00	2,340,225.00
Municipal Bond	2.00%	8/1/2025	915,000.00	893,625.60	12,160.35	915,000.00	905,785.95
Municipal Bond	3.12%	8/15/2025	1,000,000.00	940,060.00	21,780.00	1,000,000.00	961,840.00
Municipal Bond	4.45%	5/1/2028	3,810,000.00	3,337,941.00	143,446.50	3,810,000.00	3,481,387.50
Municipal Bond	4.71%	6/15/2027	4,840,000.00	4,912,116.00	111,513.60	4,840,000.00	5,023,629.60
Treasury Note	0.86%	2/28/2026	30,000,000.00	27,936,328.20	717,187.50	30,000,000.00	28,653,515.70
TVA Bond	0.00%	9/15/2024	3,080,000.00	3,063,470.01	(3,063,470.01)	-	-
			\$ 803,965,202.06	\$ 783,851,918.40	\$ (100,680,685.73)	\$ 691,509,044.17	\$ 683,171,232.67

Book Value Allocation					
	June 30, 2024		September 30, 2024		Previous Quarter Comparison
	% Equity in Treasury Pool	Book Value Fund Allocation	% Equity in Treasury Pool	Book Value Fund Allocation	Book Value Change (\$)
General Fund	11.55%	92,234,034.54	7.43%	51,048,840.58	(41,185,193.96)
Debt Service Fund	7.18%	57,373,491.04	0.62%	4,252,778.78	(53,120,712.25)
Capital Projects Fund	38.38%	306,543,831.68	40.24%	276,472,923.89	(30,070,907.79)
Enterprise Fund	15.52%	123,918,392.59	19.77%	135,817,295.38	11,898,902.80
Special Revenue Fund	16.52%	131,894,964.46	19.19%	131,799,834.69	(95,129.77)
Internal Service Fund	8.99%	71,761,323.57	10.99%	75,513,368.87	3,752,045.29
Component Unit	1.93%	15,424,998.98	1.82%	12,520,828.17	(2,904,170.81)
115 Trust	-0.07%	(569,842.54)	-0.07%	(450,607.31)	119,235.23
Totals	100.00%	798,581,194.31	100.00%	686,975,263.05	-111,605,931.26

Market Value Allocation					
	June 30, 2024		September 30, 2024		Previous Quarter Comparison
	% Equity in Treasury Pool	Market Value Fund Allocation	% Equity in Treasury Pool	Market Value Fund Allocation	Market Value Change (\$)
General Fund	11.55%	90,532,841.78	7.43%	50,766,164.69	(39,766,677.09)
Debt Service Fund	7.18%	56,315,276.81	0.62%	4,229,229.61	(52,086,047.20)
Capital Projects Fund	38.38%	300,889,843.45	40.24%	274,941,993.36	(25,947,850.09)
Enterprise Fund	15.52%	121,632,803.84	19.77%	135,065,225.92	13,432,422.08
Special Revenue Fund	16.52%	129,462,253.37	19.19%	131,070,011.36	1,607,757.98
Internal Service Fund	8.99%	70,437,735.76	10.99%	75,095,224.04	4,657,488.28
Component Unit	1.93%	15,140,495.57	1.82%	12,451,495.82	(2,688,999.76)
115 Trust	-0.07%	(559,332.19)	-0.07%	(448,112.13)	111,220.06
Totals	100.00%	783,851,918.40	100.00%	683,171,232.67	-100,680,685.73

Allocations are based upon fund equity in the Treasury Pool at the end of the period.

Treasury Pool Allocation History



- General Funds
- Debt Service Funds
- Capital Projects Funds
- Enterprise Funds
- Special Revenue Funds
- Internal Service Funds
- Component Units
- 115 Trust