



City of Plano
1520 K Avenue
Plano, TX 75074

P.O. Box 860358
Plano, TX 75086-0358
Tel: 972-941-7000
Plano.gov

August 4, 2025

Honorable Mayor and City Council
City of Plano
P.O. Box 860358
Plano, TX 75086-0358

RE: Community Investment Program Consistency with the Comprehensive Plan

Dear Mayor Muns and Council Members:

The Planning & Zoning Commission (Commission) reviewed the proposed Community Investment Program (CIP) items for the 2025-26 budget year at its August 4, 2025, meeting. The Commission found the CIP consistent with the Comprehensive Plan. The CIP program supports the Plan's Vision, Guiding Principles, and diverse set of policies through a variety of public infrastructure and facility improvement projects.

A summary of the Comprehensive Plan alignment analysis is attached.

The Commission appreciates the opportunity to review the CIP and present its comments.

Sincerely,

Wm. Bennett Ratliff, Chair
Planning & Zoning Commission

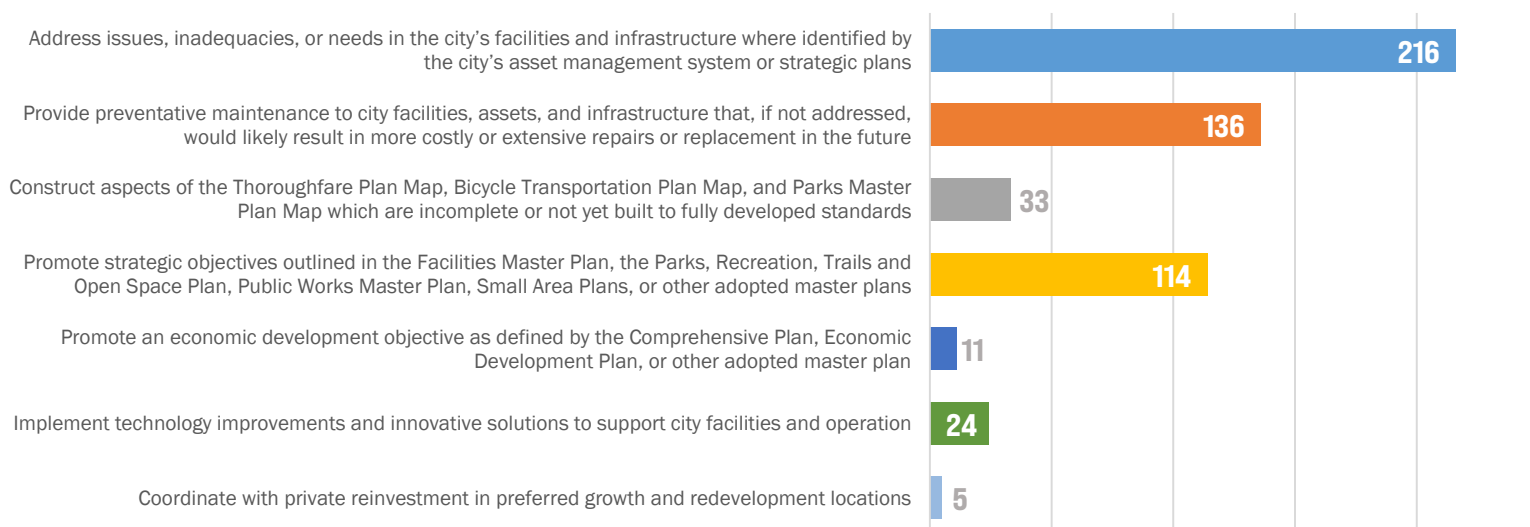
cc: Planning & Zoning Commission Members
Mark Israelson, ICMA-CM, City Manager
Jack Carr, P.E., Deputy City Manager
Christina Day, AICP, Director of Planning
Abby Owens, Director of Public Works
Caleb Thornhill, P.E., Director of Engineering
Ron Smith, PhD, CPRP, CPRM, Director of Parks & Recreation
Karen Rhodes-Whitley, CPM, RTA/C, MPA, Director of Budget and Research

2025-2026 Community Investment Program (CIP) | Overview

**CIP Projects
Evaluated**
307

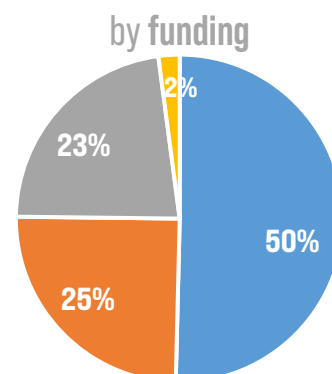
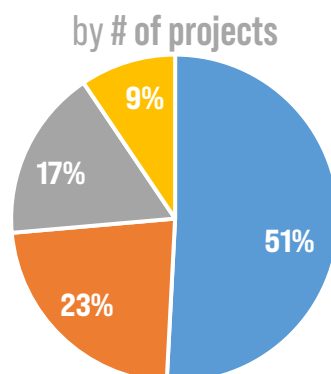
Plan Alignment
*% of Projects that Align with the
Facilities & Infrastructure Policy*
100%

Comprehensive Plan Alignment Facilities & Infrastructure Policy Project Priorities



Project Types and Funding

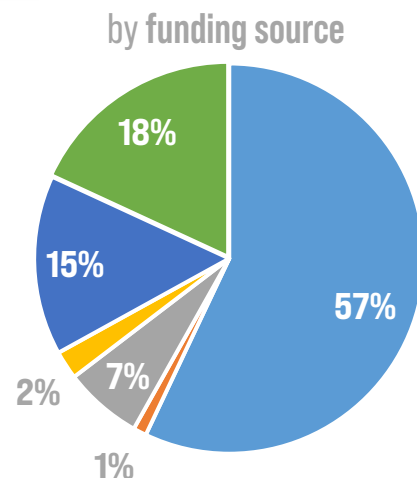
Project Type	No.	Funding
Maintenance/Repair/ Minor Replacements	156	\$160,782,022
Reconstruction/ Major Replacements	70	\$79,076,999
New Improvement/ Addition	52	\$72,510,845
Policy or Study	29	\$6,658,925
TOTAL	307	\$319,028,791



2025-2026 Community Investment Program (CIP) | Overview

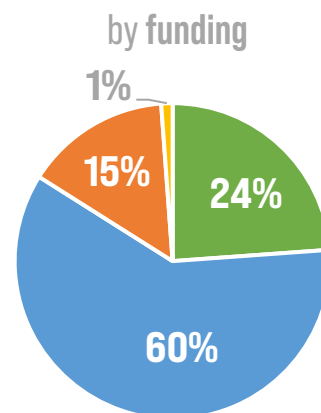
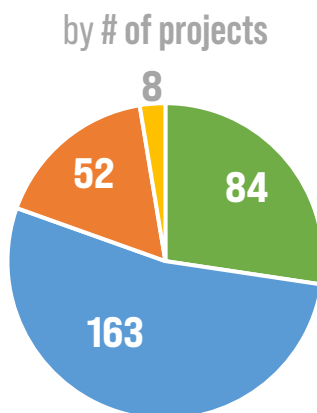
Projects by Funding Source

Funding Source	Projects	Funding
General Obligation	126	\$181,966,813
Short Term Debt	6	\$3,514,937
Revenue Bond	22	\$20,721,639
Park Fee Program	10	\$7,488,158
Capital Maintenance Fund	95	\$47,538,553
Water & Sewer Fund	48	\$57,798,691
Total Projects & Funding	307	\$319,028,791



Projects by Department/Division

Department	Projects	Funding
Parks & Recreation	84	\$76,137,176
Engineering & Public Works	163	\$191,711,369
Facilities (includes Special Projects)	52	\$47,515,309
Other	8	\$3,664,937
Total Projects & Funding	307	\$319,028,791



Parks & Recreation

Recreation Centers	2
Municipal Drainage	11
Park Improvements	32
Parks & Recreation (CMF)	29
Park Fee Program	10
Total Projects	84

Engineering & Public Works

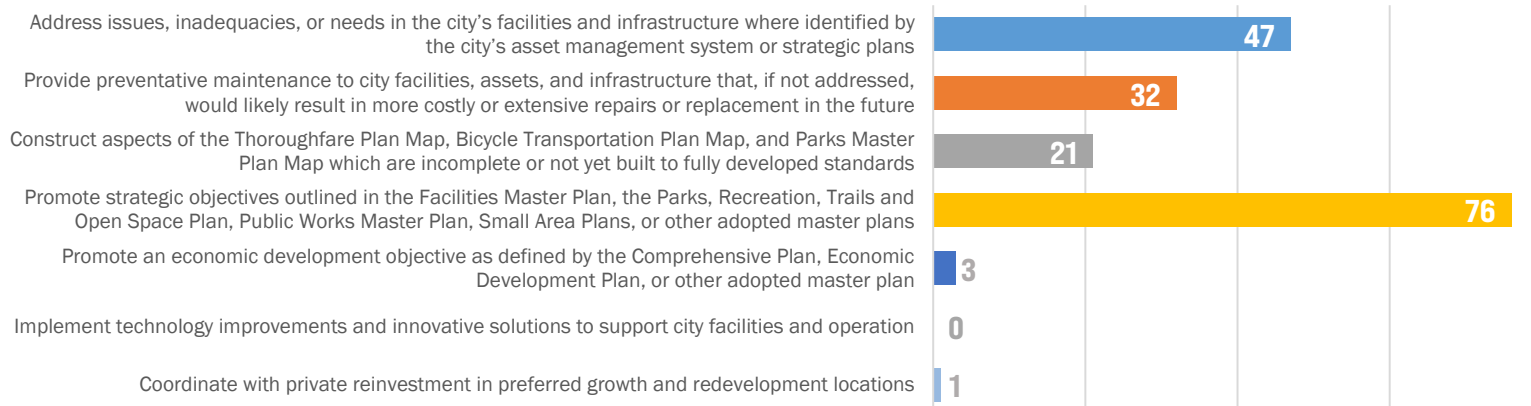
Street Improvements	74
Municipal Drainage	11
Streets & Drainage (CMF)	30
Water	29
Sewer	19
Total Projects	163

Facilities

Police and Courts	3
Libraries	4
Fire & Public Safety	6
Municipal Facilities	1
Facilities (CMF)	36
Service Center	2
Total Projects	52

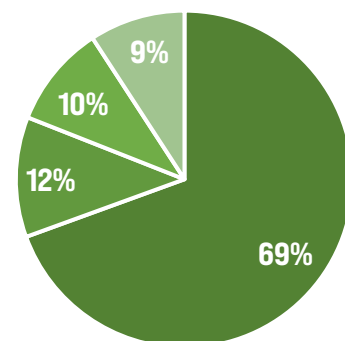
2025-2026 CIP Summary | Parks & Recreation

Parks & Recreation Facilities & Infrastructure Policy Project Priorities



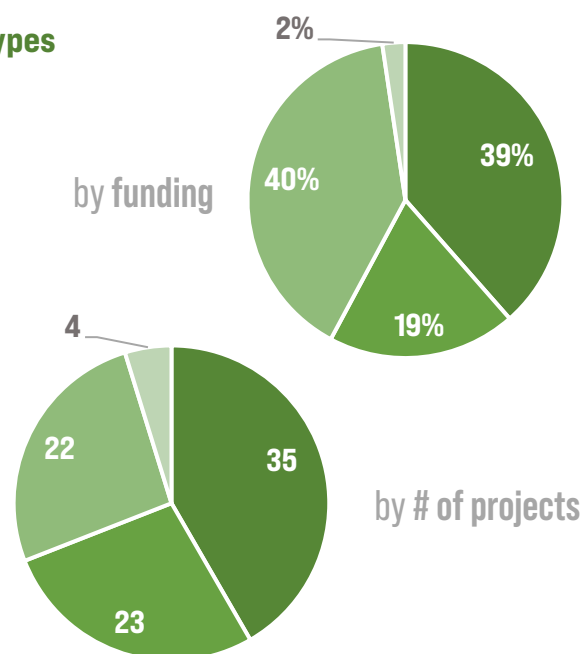
Parks & Recreation Funding Source

General Obligation	34	\$52,868,945
Revenue Bond	11	\$8,791,639
Park Fee Program	10	\$7,488,158
Capital Maintenance Fund	29	\$6,988,434
Total Projects & Funding	84	\$76,137,176



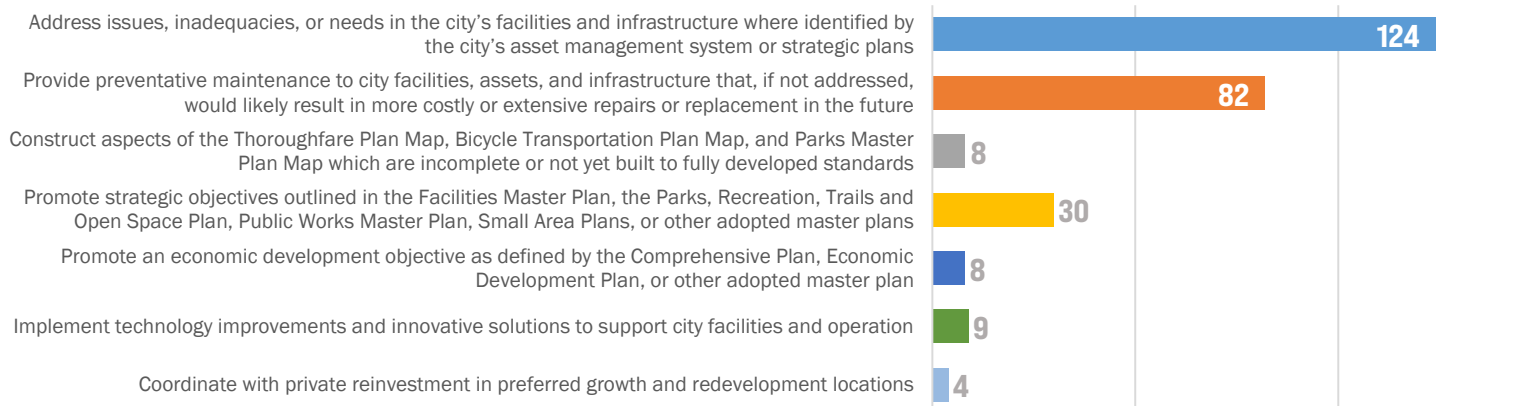
Parks & Recreation Project Types

Maintenance/Repair/Minor Replacement	35	\$29,326,069
Reconstruction/Major Replacement	23	\$14,718,741
New Improvement/Addition	22	\$30,303,843
Policy or Study	4	\$1,788,523
Total Projects & Funding	84	\$76,137,176



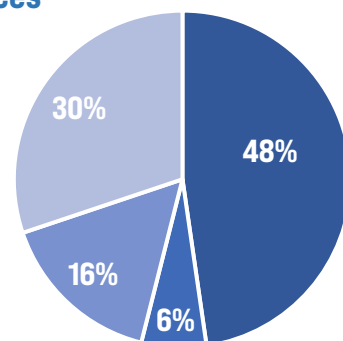
2025-2026 CIP Summary | Engineering & Public Works

Engineering & Public Works Facilities & Infrastructure Policy Project Priorities



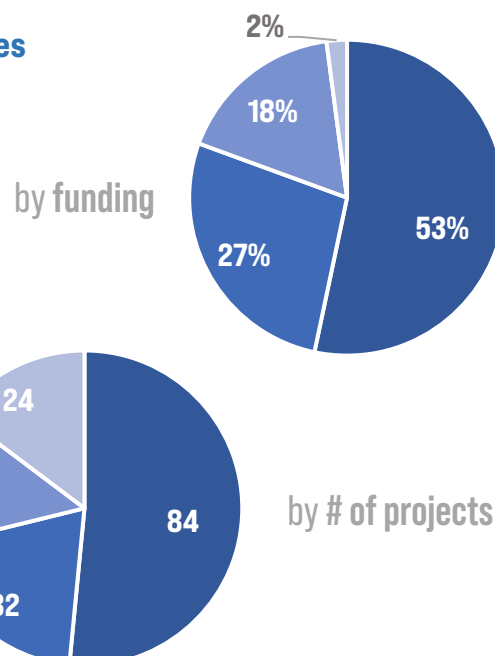
Engineering & Public Works Funding Sources

General Obligation	74	\$91,465,598
Revenue Bond	11	\$11,930,000
Capital Maintenance Fund	30	\$30,517,080
Water & Sewer Fund	48	\$57,798,691
Total Projects & Funding	163	\$191,711,369



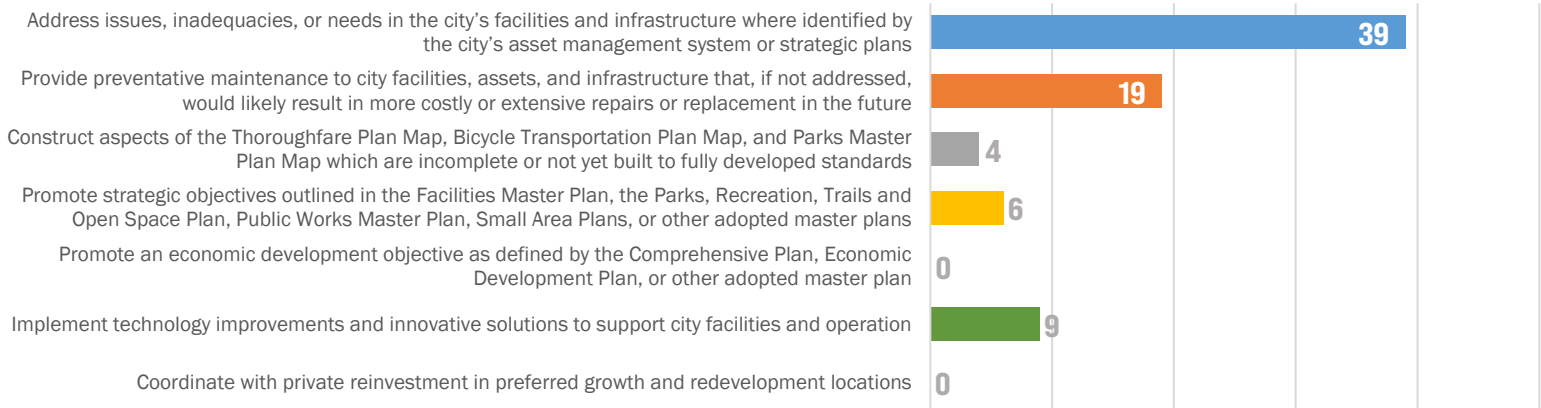
Engineering & Public Works Project Types

Maintenance/Repair/Minor Replacement	84	\$102,219,460
Reconstruction/Major Replacement	32	\$52,267,573
New Improvement/Addition	23	\$33,206,625
Policy or Study	24	\$4,017,711
Total Projects & Funding	163	\$191,711,369



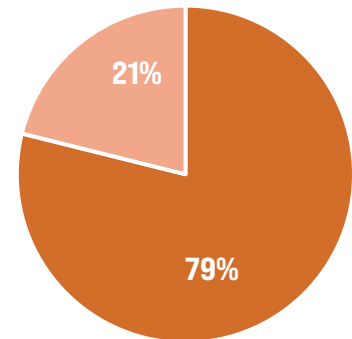
2025-2026 CIP Summary | Facilities

Facilities Facilities & Infrastructure Policy Project Priorities



Facilities Funding Sources

General Obligation	16	\$37,482,270
Capital Maintenance Fund	36	\$10,033,039
Total Projects & Funding	52	\$47,515,309



Facilities Project Types

Maintenance/Repair/Minor Replacement	33	\$28,721,972
Reconstruction/Major Replacement	12	\$9,792,960
New Improvement/Addition	7	\$9,000,377
Total Projects & Funding	52	\$47,515,309

